


RB2 SERIES ROCKER SWITCH

ANTI-VANDAL SWITCHES
DETECTOR SWITCHES
DIP SWITCHES
KEYLOCK SWITCHES
NAVIGATION SWITCHES
PUSHBUTTON SWITCHES
ROCKER SWITCHES
ROTARY SWITCHES
SLIDE SWITCHES
SNAP ACTION SWITCHES
TACTILE SWITCHES
TOGGLE SWITCHES
CAP OPTIONS



APPLICATIONS / MARKETS



RoHS

SPECIFICATIONS

Electrical Rating:

Option C: 16A 125VAC T85 [cURus]
7.5A 250VAC T85 [cURus]
16(4)A 250V~ 1E4 T125/55 [ENEC]

Option D (2 Position Functions):

20A 125VAC T105 [cURus]
16A 250VAC T105 [cURus]
3/4HP 125VAC T105 [cURus]
3/4HP 250VAC T105 [cURus]
20(8)A 250V~ 1E4 T125/55 [VDE, ENEC]
10(2)A 250V~ 5E4 T85/55 [VDE, ENEC]
16(4)A 250V~ 1E4 T85/55 [VDE, ENEC]

Option E (3 Position Functions):

16A 125VAC T65 [cURus]
16A 250VAC T65 [cURus]

Operating Temperature: -20°C to 65°C

Electrical Life: 10,000 Cycles

Contact Resistance: 35mΩ Max. at 50VAC

Insulation Resistance: 100MΩ Min. at 500VDC

Dielectric Strength: 1,500VAC for 1 min.

Ingress Protection: IP54 with optional silicone cap

FEATURES & BENEFITS

- High Quality and Reliable Switch
- Industry Standard 22mm x 30mm Cutout
- Illumination Options
- Marking Options
- Multiple Terminal and Actuator Options
- Front Panel Mount Applications
- Optional Cap for Dust and Water Protection
- 2 Pole Maintained and Momentary Functions

PART NUMBER CONFIGURATOR

Series	Terminal	Function	Rating	Body Color	Actuator Color	Marking Color	Marking Type	Lens Style	Lens Color	Lamp Voltage
RB2	1 - 4.8mm Tab 4 - 6.3mm Tab	2 - Off-On E - Off-(On) G - On-On H - On-(On) 6 - On-Off-On J - On-Off-(On) K - (On)-Off-(On)	C - 16A 125V D - 20A 125V E - 16A 125V	1 - Black 2 - White 3 - Almond 4 - Grey 9 - Red	0 - Full Illumination 1 - Black 2 - White 3 - Almond 4 - Grey 5 - Orange 7 - Blue 8 - Green 9 - Red	0 - None 1 - Black 2 - White 8 - Red	0 - None 1 - I/O Vertical 2 - ON-OFF-ON Vertical 3 - ON-OFF Vertical 4 - ON-OFF Horizontal 9 - I/O/II Horizontal R - I/O Horizontal S - I/O/II Vertical	None - Not Illuminated 1 - Full 2 - Round*	None - Not Illuminated 0 - Clear 1 - Red 2 - Amber 3 - Green 4 - Blue 5 - Yellow	None - Not Illuminated 4 - 12V 5 - 24V 6 - 125V 7 - 250V

Notes:
 Custom Colors and Markings Available Upon Request
 () = Denotes Momentary Function
 * = Only Available with the "C" Rating

Specifications subject to change without notice 8.14.2018



E-SWITCH®

www.e-switch.com

800.867.2717

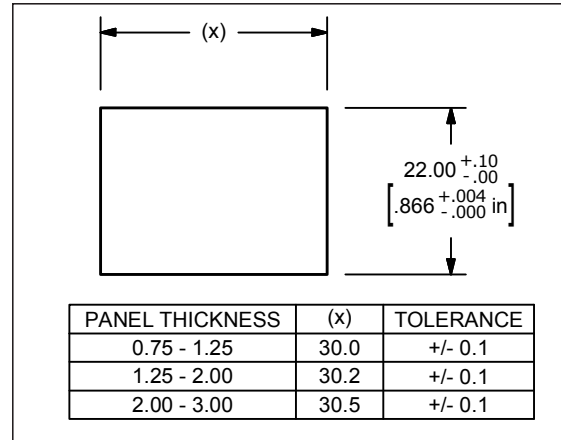
1

RB2 SERIES ROCKER SWITCH

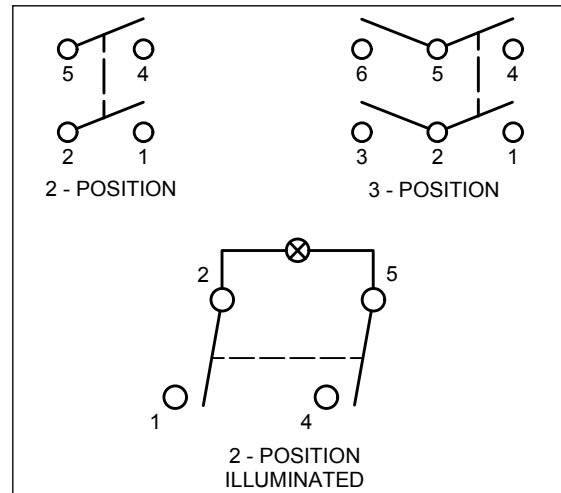
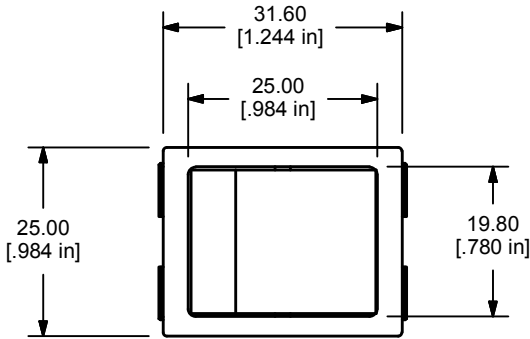
BODY DIMENSIONS

FUNCTION	POS. 1	POS. 2	POS. 3
2	OFF	NONE	ON
E	OFF	NONE	(ON)
G	ON	NONE	ON
H	ON	NONE	(ON)
6	ON	OFF	ON
J	ON	OFF	(ON)
K	(ON)	OFF	(ON)
TERMINAL CLOSURE	2-3, 5-6	OPEN	2-1, 5-4

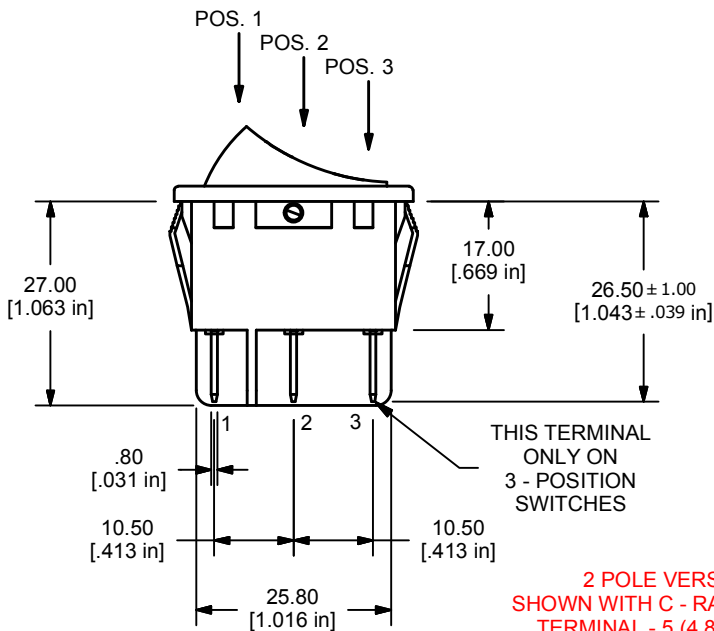
() = MOMENTARY



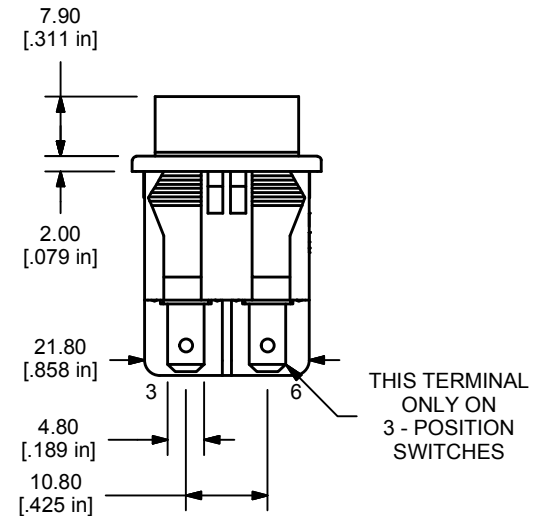
PANEL CUTOUT



SCHEMATIC OPTIONS



2 POLE VERSION
SHOWN WITH C - RATED BODY
TERMINAL - 5 (4.8mm TAB)

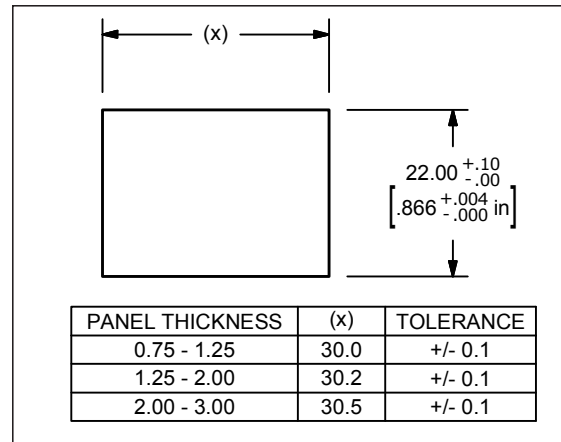


RB2 SERIES ROCKER SWITCH

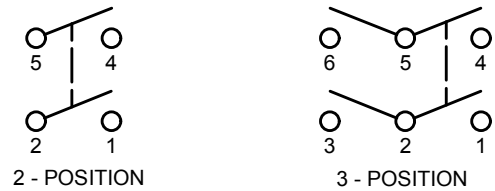
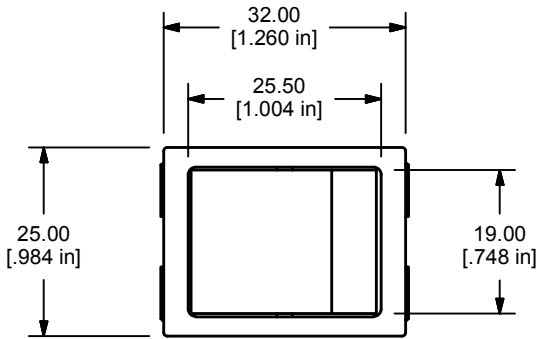
BODY DIMENSIONS

FUNCTION	POS. 3	POS. 2	POS. 1
2	OFF	NONE	ON
E	OFF	NONE	(ON)
G	ON	NONE	ON
H	ON	NONE	(ON)
6	ON	OFF	ON
J	ON	OFF	(ON)
K	(ON)	OFF	(ON)
TERMINAL CLOSURE	2-1, 5-4	OPEN	2-3, 5-6

() = MOMENTARY

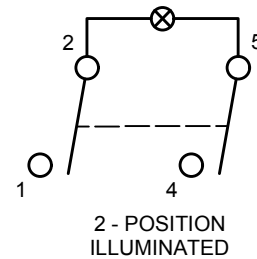


PANEL CUTOUT



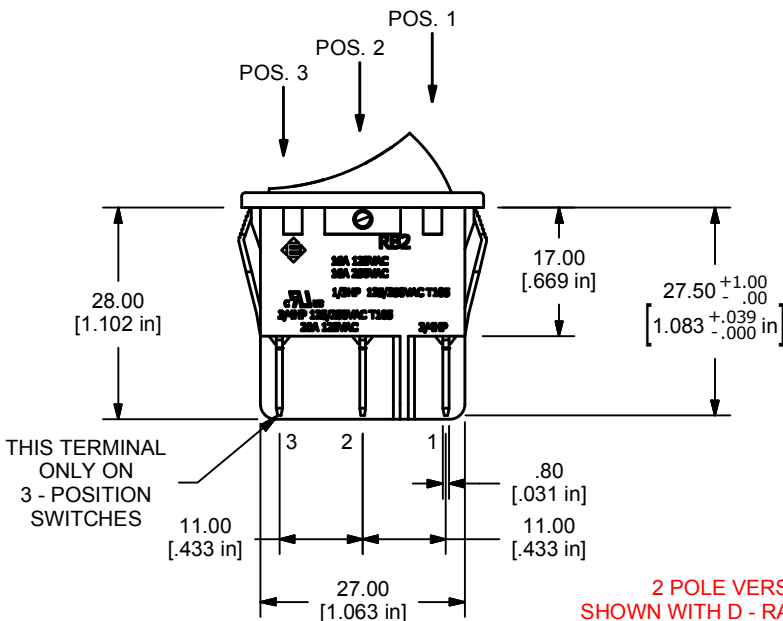
2 - POSITION

3 - POSITION



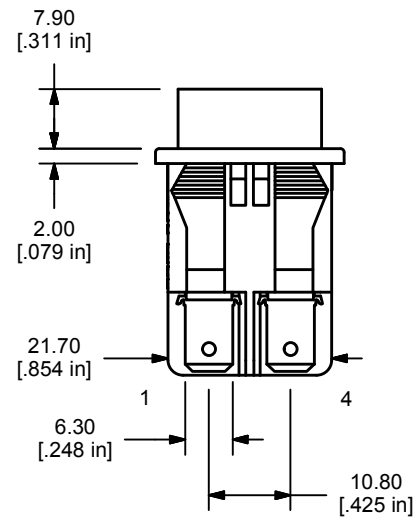
2 - POSITION ILLUMINATED

SCHEMATIC OPTIONS



THIS TERMINAL ONLY ON 3 - POSITION SWITCHES

2 POLE VERSION SHOWN WITH D - RATED BODY TERMINAL - 4 (6.3mm TAB)

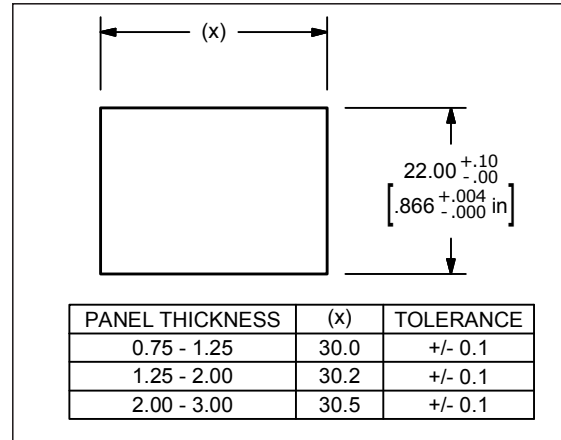
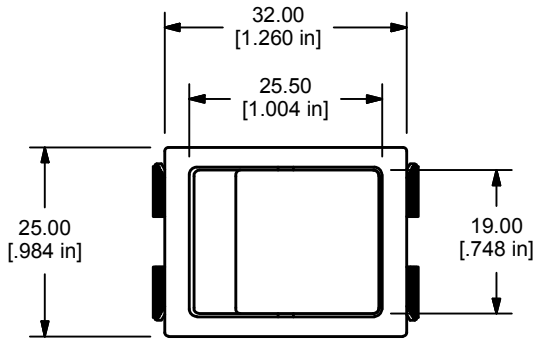


RB2 SERIES ROCKER SWITCH

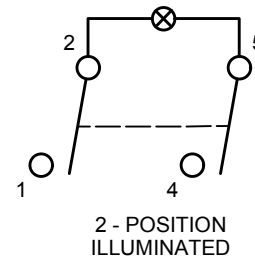
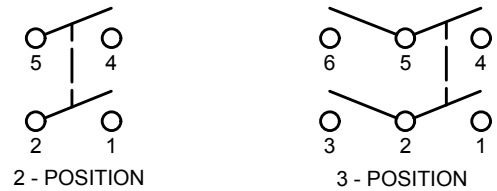
BODY DIMENSIONS

FUNCTION	POS. 3	POS. 2	POS. 1
2	OFF	NONE	ON
E	OFF	NONE	(ON)
G	ON	NONE	ON
H	ON	NONE	(ON)
6	ON	OFF	ON
J	ON	OFF	(ON)
K	(ON)	OFF	(ON)
TERMINAL CLOSURE	2-1, 5-4	OPEN	2-3, 5-6

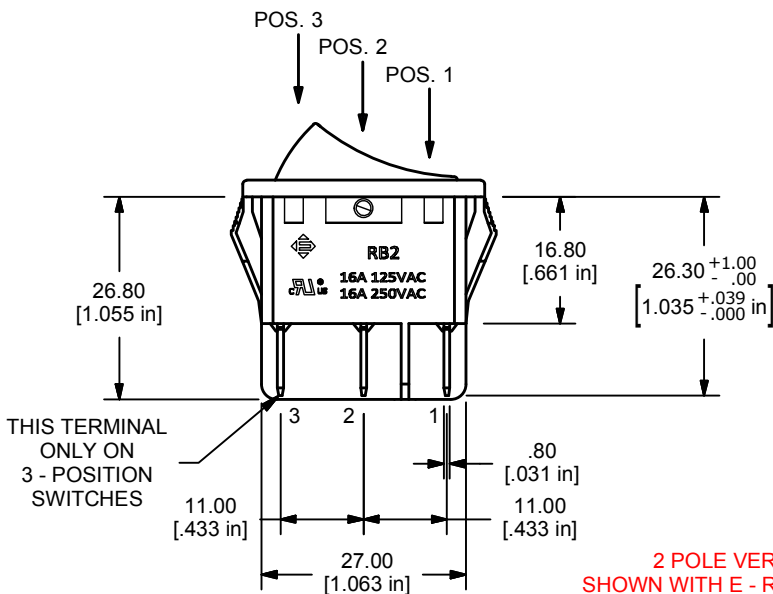
() = MOMENTARY



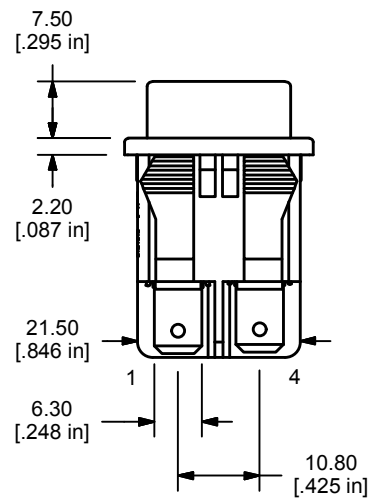
PANEL CUTOUT



SCHEMATIC OPTIONS



2 POLE VERSION
SHOWN WITH E - RATED BODY
TERMINAL - 4 (6.3mm TAB)



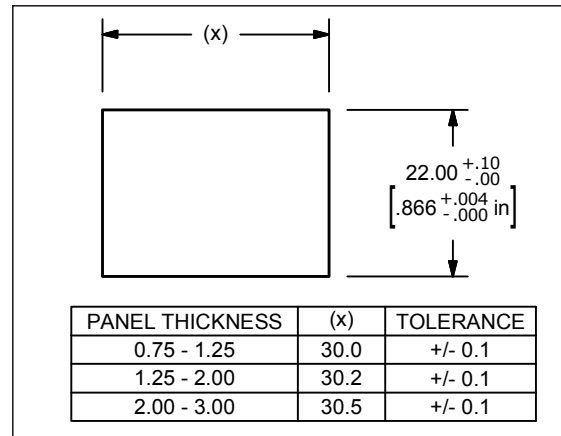
ANTI-VANDAL SWITCHES
DETECTOR SWITCHES
DIP SWITCHES
KEYLOCK SWITCHES
NAVIGATION SWITCHES
PUSHBUTTON SWITCHES
ROCKER SWITCHES
ROTARY SWITCHES
SLIDE SWITCHES
SNAP ACTION SWITCHES
TACTILE SWITCHES
TOGGLE SWITCHES
CAP OPTIONS

RB2 SERIES ROCKER SWITCH

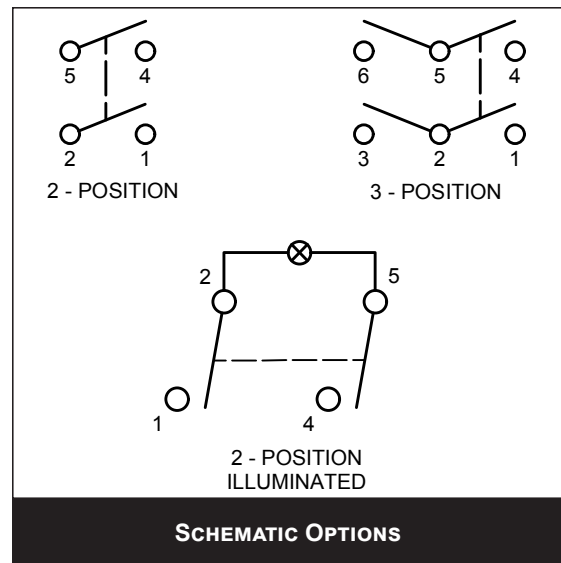
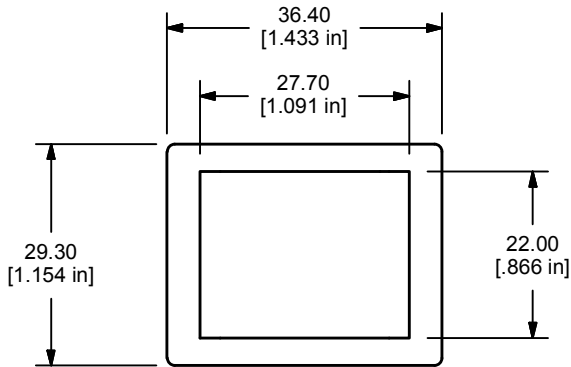
BODY DIMENSIONS

FUNCTION	POS. 3	POS. 2	POS. 1
2	OFF	NONE	ON
E	OFF	NONE	(ON)
G	ON	NONE	ON
H	ON	NONE	(ON)
6	ON	OFF	ON
J	ON	OFF	(ON)
K	(ON)	OFF	(ON)
TERMINAL CLOSURE	2-1, 5-4	OPEN	2-3, 5-6

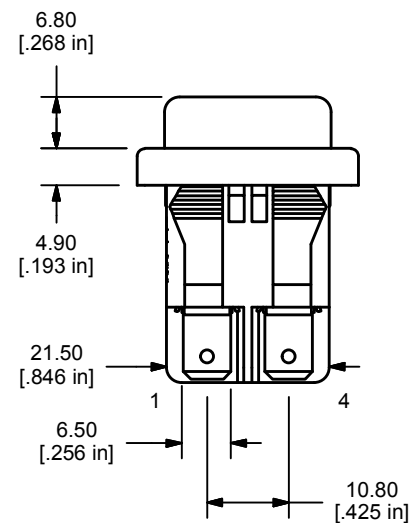
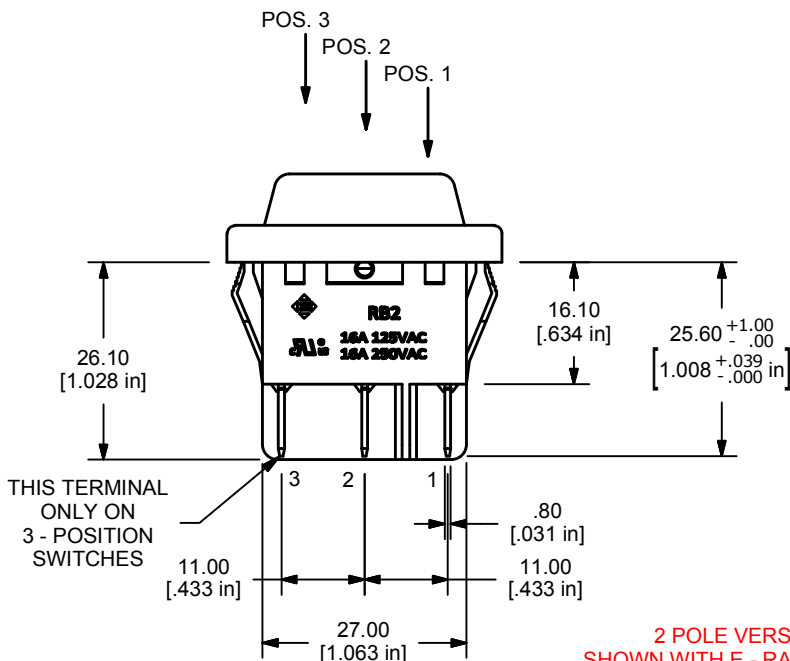
() = MOMENTARY



PANEL CUTOUT



SCHEMATIC OPTIONS



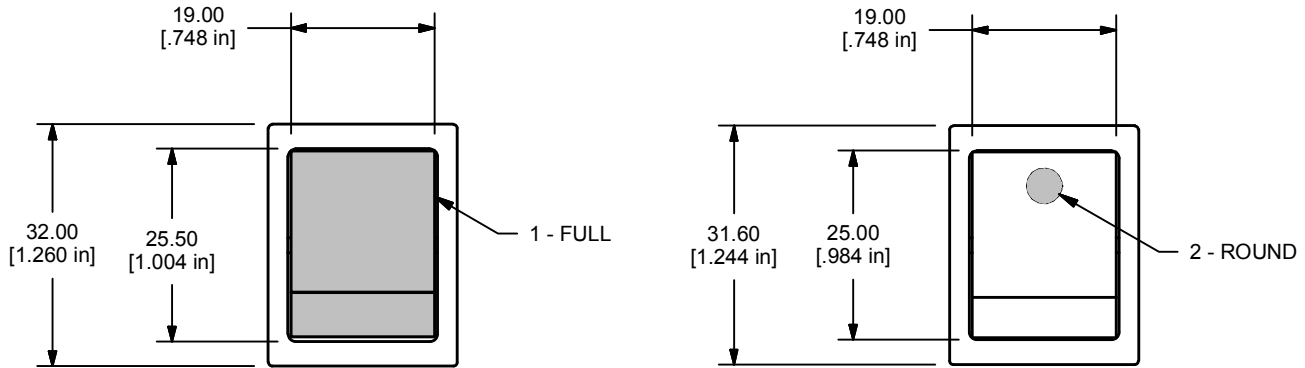
2 POLE VERSION
SHOWN WITH E - RATED BODY
TERMINAL - 4 (6.3mm TAB)
ACC-F02-1 (SILICONE CAP)




RB2 SERIES ROCKER SWITCH

ILLUMINATION TYPE/ MARKING TYPE

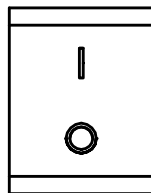
ILLUMINATION TYPE



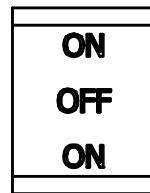
MARKING TYPE



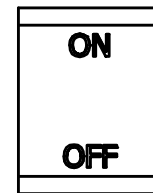
0 - NONE



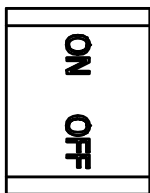
1 - I/O
VERTICAL



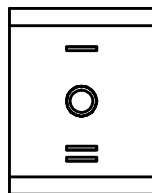
2 - ON-OFF-ON
VERTICAL



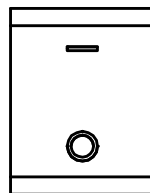
3 - ON-OFF
VERTICAL



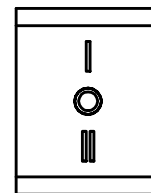
4 - ON-OFF
HORIZONTAL



9 - I/O/II
HORIZONTAL



R - I/O
HORIZONTAL



S - I/O/II
VERTICAL





Компания «ЭлектроПласт» предлагает заключение долгосрочных отношений при поставках импортных электронных компонентов на взаимовыгодных условиях!

Наши преимущества:

- Оперативные поставки широкого спектра электронных компонентов отечественного и импортного производства напрямую от производителей и с крупнейших мировых складов;
- Поставка более 17-ти миллионов наименований электронных компонентов;
- Поставка сложных, дефицитных, либо снятых с производства позиций;
- Оперативные сроки поставки под заказ (от 5 рабочих дней);
- Экспресс доставка в любую точку России;
- Техническая поддержка проекта, помощь в подборе аналогов, поставка прототипов;
- Система менеджмента качества сертифицирована по Международному стандарту ISO 9001;
- Лицензия ФСБ на осуществление работ с использованием сведений, составляющих государственную тайну;
- Поставка специализированных компонентов (Xilinx, Altera, Analog Devices, Intersil, Interpoint, Microsemi, Aeroflex, Peregrine, Syfer, Eurofarad, Texas Instrument, Miteq, Cobham, E2V, MA-COM, Hittite, Mini-Circuits, General Dynamics и др.);

Помимо этого, одним из направлений компании «ЭлектроПласт» является направление «Источники питания». Мы предлагаем Вам помощь Конструкторского отдела:

- Подбор оптимального решения, техническое обоснование при выборе компонента;
- Подбор аналогов;
- Консультации по применению компонента;
- Поставка образцов и прототипов;
- Техническая поддержка проекта;
- Защита от снятия компонента с производства.



Как с нами связаться

Телефон: 8 (812) 309 58 32 (многоканальный)

Факс: 8 (812) 320-02-42

Электронная почта: org@eplast1.ru

Адрес: 198099, г. Санкт-Петербург, ул. Калинина, дом 2, корпус 4, литера А.