COSEL DC-DC Converters PCB Mount type

SUW1R5

Ordering information

SU	W	1R5	12	12	B	P
①	②	③	④	⑤	⑥	⑦



①Series name
②Dual output
③Output wattage
④Input voltage
⑤Output voltage
⑥Mounting type
B :SMD
C :DIP
⑦Packing form
Blank:Plastic cover
P :Tray (SMD type)

MODEL		SUW1R50512	SUW1R50515	SUW1R51212	SUW1R51215	SUW1R52412	SUW1R52415	SUW1R54812	SUW1R54815
MAX OUTPUT WATTAGE[W]		1.56	1.5	1.56	1.5	1.56	1.5	1.56	1.5
DC OUTPUT	VOLTAGE[V] *1	±12 or +24	±15 or +30	±12 or +24	±15 or +30	±12 or +24	±15 or +30	±12 or +24	±15 or +30
	CURRENT[A]	0.065	0.05	0.065	0.05	0.065	0.05	0.065	0.05

SPECIFICATIONS

	MODEL		SUW1R50512	SUW1R50515	SUW1R51212	SUW1R51215	SUW1R52412	SUW1R52415	SUW1R54812	SUW1R54815
INPUT	VOLTAGE[V]		DC4.5 - 9		DC9 - 18		DC18 - 36		DC36 - 76	
	CURRENT[A]	*2	0.433typ	0.417typ	0.173typ	0.167typ	0.087typ	0.083typ	0.043typ	0.042typ
	EFFICIENCY[%]	*2	72typ	72typ	75typ	75typ	75typ	75typ	75typ	75typ
OUTPUT	VOLTAGE[V]		±12(+24)	±15(+30)	±12(+24)	±15(+30)	±12(+24)	±15(+30)	±12(+24)	±15(+30)
	CURRENT[A]		0.065	0.05	0.065	0.05	0.065	0.05	0.065	0.05
	LINE REGULATION[mV]		60max	75max	60max	75max	60max	75max	60max	75max
	LOAD REGULATION[mV]		600max	750max	600max	750max	600max	750max	600max	750max
	RIPPLE[mVp-p]	-20 to +55℃ *3	120max	120max	120max	120max	120max	120max	120max	120max
		-40 to -20℃ *3	150max	150max	150max	150max	150max	150max	150max	150max
	RIPPLE NOISE[mVp-p]	-20 to +55℃ *3	150max	150max	150max	150max	150max	150max	150max	150max
		-40 to -20℃ *3	200max	200max	200max	200max	200max	200max	200max	200max
	TEMPERATURE REGULATION[mV]	-20 to +55℃	150max	180max	150max	180max	150max	180max	150max	180max
		-40 to +55℃	240max	290max	240max	290max	240max	290max	240max	290max
	DRIFT[mV]	*4	50max	60max	50max	60max	50max	60max	50max	60max
	START-UP TIME[ms]		20max (Minimum input, Io=100%)							
	OUTPUT VOLTAGE ADJUSTMENT RANGE		Fixed (TRM pin open) ±5% adjustable by external VR							
	OUTPUT VOLTAGE SETTING[V] (±5%)		11.40 - 12.60	14.25 - 15.75	11.40 - 12.60	14.25 - 15.75	11.40 - 12.60	14.25 - 15.75	11.40 - 12.60	14.25 - 15.75
PROTECTION CIRCUIT AND OTHERS	OVERCURRENT PROTECTION		Works over 105% of rating and recovers automatically							
ISOLATION	INPUT-OUTPUT		AC500V 1minute, Cutoff current = 10mA, DC500V 50MΩ min (20±15℃)							
ENVIRONMENT	OPERATING TEMP.,HUMID.AND ALTITUDE		-40 to +85℃, 20 - 95%RH (Non condensing) (Required Derating), 3,000m (10,000feet) max							
	STORAGE TEMP.,HUMID.AND ALTITUDE		-40 to +100℃, 20 - 95%RH (Non condensing), 9,000m (30,000feet) max							
	VIBRATION		10 - 55Hz, 98.0m/s² (10G), 3minutes period, 60minutes each along X, Y and Z axis							
	IMPACT		490.3m/s² (50G), 11ms, once each along X, Y and Z axis							
SAFETY	AGENCY APPROVALS		UL60950-1, C-UL, EN60950-1							
OTHERS	CASE SIZE/WEIGHT		21.4×6.5×12.2mm [0.84×0.26×0.48 inches] (W×H×D) / 2g max							
	COOLING METHOD		Convection/Forced air							

*1 Output pins can be connected in series to make a 24V/30V output.
*2 Rated input 5V, 12V, 24V or 48V DC Io=100%
*3 Ripple and Ripple Noise is measured by using measuring board with capacitor with in 25mm from output pin terminals.
*4 Drift is the change in DC output for an eight hour period after a half-hour warm-up at 25℃.
* Parallel operation with other model is not possible.

External view

1. SMD(type B)

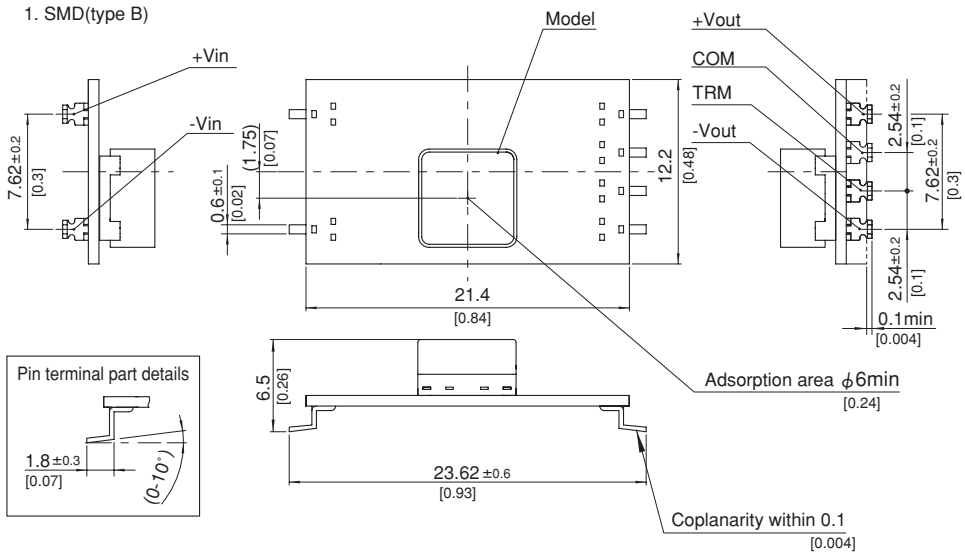

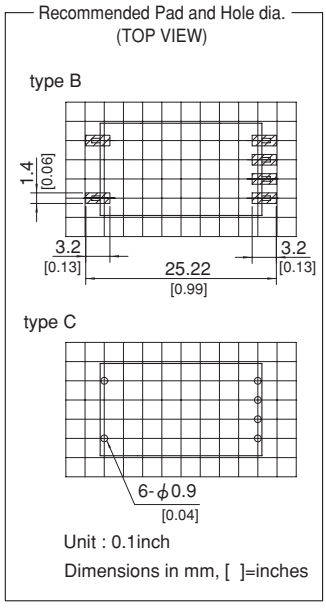

2. DIP(type C)

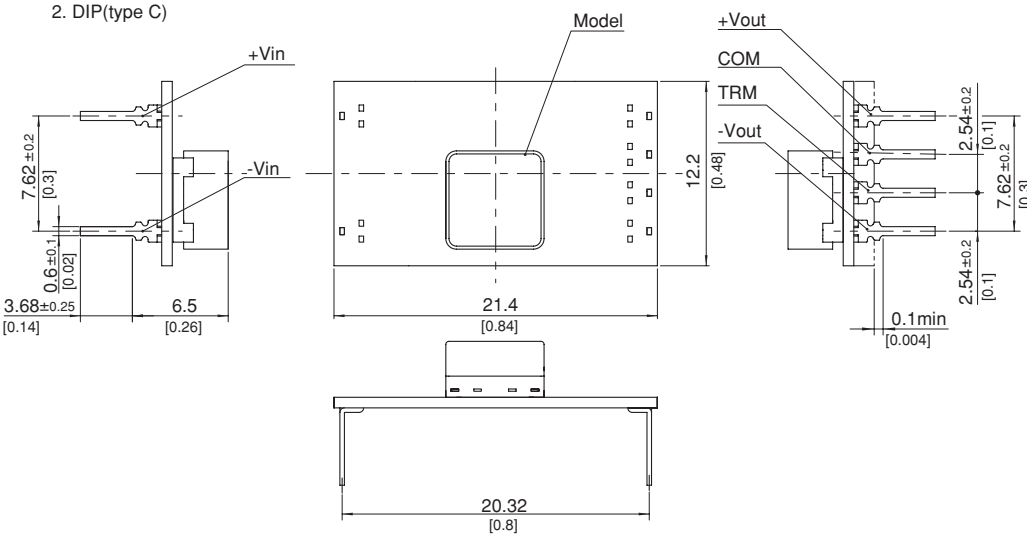

※ Tolerance ±0.5 [±0.02]
※ Dimensions in mm, [ ]=inches
※ Pin terminal thickness : 0.3±0.1 [0.012]
※ Pin terminal material : Copper alloy
※ Plating treatment of terminal : Lead free plating
※ Weight : 2g max

COSEL DC-DC Converters PCB Mount type

SUW3

Ordering information

SU	W	3	12	12	B	P	-□
①	②	③	④	⑤	⑥	⑦	⑧



①Series name
②Dual output
③Output wattage
④Input voltage
⑤Output voltage
⑥Mounting type
B :SMD
C :DIP
⑦Packing form
Blank:Plastic cover
P :Tray (SMD type)
⑧Optional
G :Capacitor between Input and Output is removed.

MODEL		SUW30512	SUW30515	SUW31212	SUW31215	SUW32412	SUW32415	SUW34812	SUW34815
MAX OUTPUT WATTAGE[W]		3.12	3	3.12	3	3.12	3	3.12	3
DC OUTPUT	VOLTAGE[V] *1	±12 or +24	±15 or +30	±12 or +24	±15 or +30	±12 or +24	±15 or +30	±12 or +24	±15 or +30
	CURRENT[A]	0.13	0.1	0.13	0.1	0.13	0.1	0.13	0.1

SPECIFICATIONS

	MODEL		SUW30512	SUW30515	SUW31212	SUW31215	SUW32412	SUW32415	SUW34812	SUW34815
INPUT	VOLTAGE[V]		DC4.5 - 9		DC9 - 18		DC18 - 36		DC36 - 76	
	CURRENT[A]	*2	0.822typ	0.790typ	0.334typ	0.321typ	0.167typ	0.161typ	0.084typ	0.081typ
	EFFICIENCY[%]	*2	76typ	76typ	78typ	78typ	78typ	78typ	78typ	78typ
OUTPUT	VOLTAGE[V]		±12(+24)	±15(+30)	±12(+24)	±15(+30)	±12(+24)	±15(+30)	±12(+24)	±15(+30)
	CURRENT[A]		0.13	0.1	0.13	0.1	0.13	0.1	0.13	0.1
	LINE REGULATION[mV]		60max	75max	60max	75max	60max	75max	60max	75max
	LOAD REGULATION[mV]		600max	750max	600max	750max	600max	750max	600max	750max
	RIPPLE[mVp-p]	-20 to +55℃ *3	120max	120max	120max	120max	120max	120max	120max	120max
		-40 to -20℃ *3	150max	150max	150max	150max	150max	150max	150max	150max
	RIPPLE NOISE[mVp-p]	-20 to +55℃ *3	150max	150max	150max	150max	150max	150max	150max	150max
		-40 to -20℃ *3	200max	200max	200max	200max	200max	200max	200max	200max
	TEMPERATURE REGULATION[mV]	-20 to +55℃	150max	180max	150max	180max	150max	180max	150max	180max
		-40 to +55℃	240max	290max	240max	290max	240max	290max	240max	290max
	DRIFT[mV]	*4	50max	60max	50max	60max	50max	60max	50max	60max
	START-UP TIME[ms]		20max (Minimum input, Io=100%)							
	OUTPUT VOLTAGE ADJUSTMENT RANGE		Fixed (TRM pin open) ±5% adjustable by external VR							
	OUTPUT VOLTAGE SETTING[V] (±5%)		11.40 - 12.60	14.25 - 15.75	11.40 - 12.60	14.25 - 15.75	11.40 - 12.60	14.25 - 15.75	11.40 - 12.60	14.25 - 15.75
PROTECTION CIRCUIT AND OTHERS	OVERCURRENT PROTECTION		Works over 105% of rating and recovers automatically							
	REMOTE ON/OFF		Provided (Negative logic L : ON, H : OFF)							
ISOLATION	INPUT-OUTPUT		AC500V 1minute, Cutoff current = 10mA, DC500V 50MΩ min (20±15℃)							
ENVIRONMENT	OPERATING TEMP.,HUMID.AND ALTITUDE		-40 to +85℃, 20 - 95%RH (Non condensing) (Required Derating), 3,000m (10,000feet) max							
	STORAGE TEMP.,HUMID.AND ALTITUDE		-40 to +100℃, 20 - 95%RH (Non condensing), 9,000m (30,000feet) max							
	VIBRATION		10 - 55Hz, 98.0m/s² (10G), 3minutes period, 60minutes each along X, Y and Z axis							
	IMPACT		490.3m/s² (50G), 11ms, once each along X, Y and Z axis							
SAFETY	AGENCY APPROVALS		UL60950-1, C-UL, EN60950-1							
OTHERS	CASE SIZE/WEIGHT		24×6.5×15.1mm [0.94×0.26×0.59 inches] (W×H×D) / 3g max							
	COOLING METHOD		Convection/Forced air							

*1 Output pins can be connected in series to make a 24V/30V output.
*2 Rated input 5V, 12V, 24V or 48V DC Io=100%
*3 Ripple and Ripple Noise is measured by using measuring board with capacitor with in 25mm from output pin terminals.
*4 Drift is the change in DC output for an eight hour period after a half-hour warm-up at 25℃.
* Parallel operation with other model is not possible.

External view

1.SMD(type B)

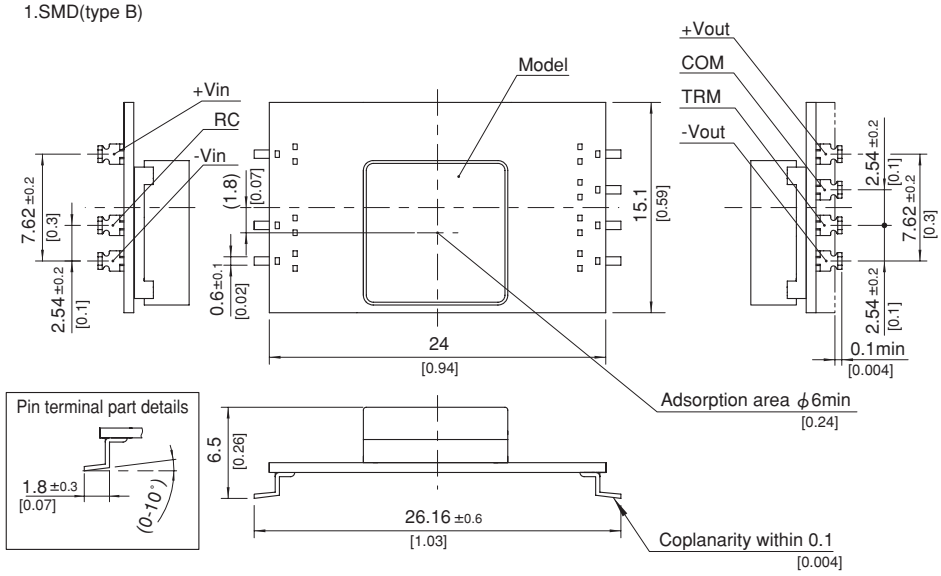

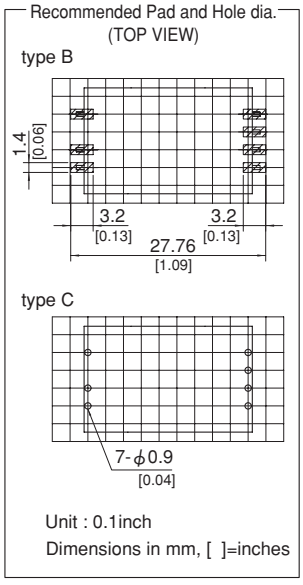

2.DIP(type C)

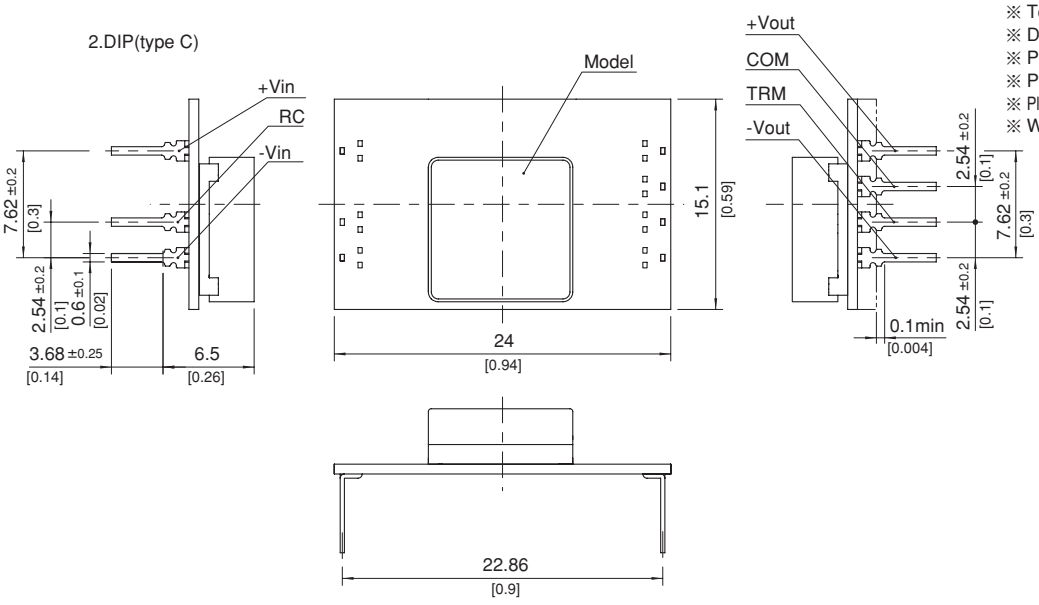

※ Tolerance ±0.5 [±0.02]
※ Dimensions in mm, [ ]=inches
※ Pin terminal thickness : 0.3±0.1 [0.012]
※ Pin terminal material : Copper alloy
※ Plating treatment of terminal : Lead free plating
※ Weight : 3g max

COSEL DC-DC Converters PCB Mount type

SUW6

Ordering information

SU	W	6	12	12	B	P	-□
①	②	③	④	⑤	⑥	⑦	⑧



①Series name
②Dual output
③Output wattage
④Input voltage
⑤Output voltage
⑥Mounting type
B :SMD
C :DIP
⑦Packing form
Blank:Plastic cover
P :Tray (SMD type)
⑧Optional
G :Capacitor between Input and Output is removed.

MODEL		SUW60512	SUW60515	SUW61212	SUW61215	SUW62412	SUW62415	SUW64812	SUW64815
MAX OUTPUT WATTAGE[W]		6	6	6	6	6	6	6	6
DC OUTPUT	VOLTAGE[V] *1	±12 or +24	±15 or +30	±12 or +24	±15 or +30	±12 or +24	±15 or +30	±12 or +24	±15 or +30
	CURRENT[A]	0.25	0.2	0.25	0.2	0.25	0.2	0.25	0.2

SPECIFICATIONS

	MODEL		SUW60512	SUW60515	SUW61212	SUW61215	SUW62412	SUW62415	SUW64812	SUW64815
INPUT	VOLTAGE[V]		DC4.5 - 9		DC9 - 18		DC18 - 36		DC36 - 76	
	CURRENT[A]	*2	1.538typ	1.538typ	0.588typ	0.588typ	0.291typ	0.291typ	0.145typ	0.145typ
	EFFICIENCY[%]	*2	78typ	78typ	85typ	85typ	86typ	86typ	86typ	86typ
OUTPUT	VOLTAGE[V]		±12(+24)	±15(+30)	±12(+24)	±15(+30)	±12(+24)	±15(+30)	±12(+24)	±15(+30)
	CURRENT[A]		0.25	0.2	0.25	0.2	0.25	0.2	0.25	0.2
	LINE REGULATION[mV]		60max	75max	60max	75max	60max	75max	60max	75max
	LOAD REGULATION[mV]		600max	750max	600max	750max	600max	750max	600max	750max
	RIPPLE[mVp-p]	-20 to +55℃ *3	120max	120max	120max	120max	120max	120max	120max	120max
		-40 to -20℃ *3	150max	150max	150max	150max	150max	150max	150max	150max
	RIPPLE NOISE[mVp-p]	-20 to +55℃ *3	150max	150max	150max	150max	150max	150max	150max	150max
		-40 to -20℃ *3	200max	200max	200max	200max	200max	200max	200max	200max
	TEMPERATURE REGULATION[mV]	-20 to +55℃	150max	180max	150max	180max	150max	180max	150max	180max
		-40 to +55℃	240max	290max	240max	290max	240max	290max	240max	290max
	DRIFT[mV]	*4	50max	60max	50max	60max	50max	60max	50max	60max
	START-UP TIME[ms]		20max (Minimum input, Io=100%)							
	OUTPUT VOLTAGE ADJUSTMENT RANGE		Fixed (TRM pin open) ±5% adjustable by external VR							
	OUTPUT VOLTAGE SETTING[V] (±5%)		11.40 - 12.60	14.25 - 15.75	11.40 - 12.60	14.25 - 15.75	11.40 - 12.60	14.25 - 15.75	11.40 - 12.60	14.25 - 15.75
PROTECTION CIRCUIT AND OTHERS	OVERCURRENT PROTECTION		Works over 105% of rating and recovers automatically							
	REMOTE ON/OFF		Provided (Negative logic L : ON, H : OFF)							
ISOLATION	INPUT-OUTPUT		AC500V 1minute, Cutoff current = 10mA, DC500V 50MΩ min (20±15℃)							
ENVIRONMENT	OPERATING TEMP.,HUMID.AND ALTITUDE		-40 to +85℃, 20 - 95%RH (Non condensing) (Required Derating), 3,000m (10,000feet) max							
	STORAGE TEMP.,HUMID.AND ALTITUDE		-40 to +100℃, 20 - 95%RH (Non condensing), 9,000m (30,000feet) max							
	VIBRATION		10 - 55Hz, 98.0m/s² (10G), 3minutes period, 60minutes each along X, Y and Z axis							
	IMPACT		490.3m/s² (50G), 11ms, once each along X, Y and Z axis							
SAFETY	AGENCY APPROVALS		UL60950-1, C-UL, EN60950-1							
OTHERS	CASE SIZE/WEIGHT		31.6×6.5×18.1mm [1.24×0.26×0.71 inches] (W×H×D) / 4g max							
	COOLING METHOD		Convection/Forced air							

*1 Output pins can be connected in series to make a 24V/30V output.
*2 Rated input 5V, 12V, 24V or 48V DC Io=100%
*3 Ripple and Ripple Noise is measured by using measuring board with capacitor with in 25mm from output pin terminals.
*4 Drift is the change in DC output for an eight hour period after a half-hour warm-up at 25℃.
* Parallel operation with other model is not possible.

External view

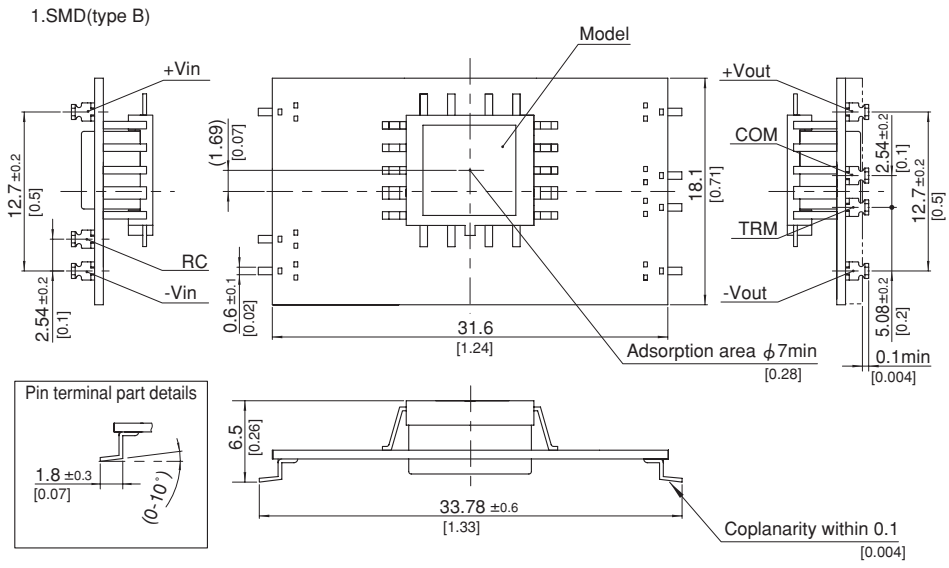

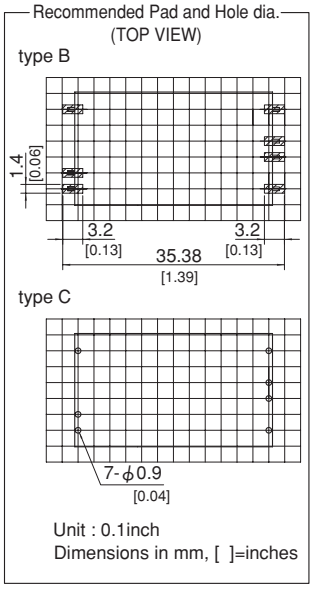

※ Tolerance ±0.5 [±0.02]
※ Dimensions in mm, [ ]=inches
※ Pin terminal thickness : 0.3±0.1 [0.012]
※ Pin terminal material : Copper alloy
※ Plating treatment of terminal : Lead free plating
※ Weight : 4g max

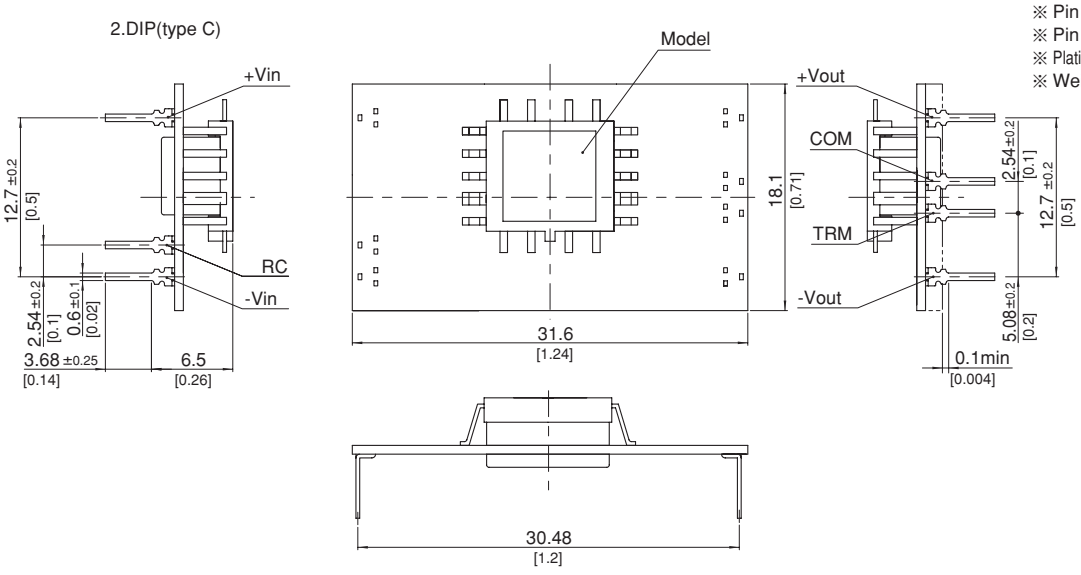

COSEL DC-DC Converters PCB Mount type

SUW10

Ordering information

SU	W	10	12	12	B	P	-□
①	②	③	④	⑤	⑥	⑦	⑧



①Series name
②Dual output
③Output wattage
④Input voltage
⑤Output voltage
⑥Mounting type
B :SMD
C :DIP
⑦Packing form
Blank:Plastic cover
P :Tray(SMD type)
⑧Optional
G :Capacitor between Input and Output is removed.

MODEL		SUW100512	SUW100515	SUW101212	SUW101215	SUW102412	SUW102415	SUW104812	SUW104815
MAX OUTPUT WATTAGE[W]		10.8	10.5	10.8	10.5	10.8	10.5	10.8	10.5
DC OUTPUT	VOLTAGE[V] *1	±12 or +24	±15 or +30	±12 or +24	±15 or +30	±12 or +24	±15 or +30	±12 or +24	±15 or +30
	CURRENT[A]	0.45	0.35	0.45	0.35	0.45	0.35	0.45	0.35

SPECIFICATIONS

	MODEL		SUW100512	SUW100515	SUW101212	SUW101215	SUW102412	SUW102415	SUW104812	SUW104815
INPUT	VOLTAGE[V]		DC4.5 - 9		DC9 - 18		DC18 - 36		DC36 - 76	
	CURRENT[A]	*2	2.51typ	2.44typ	1.05typ	1.02typ	0.523typ	0.509typ	0.262typ	0.254typ
	EFFICIENCY[%]	*2	86typ	86typ	86typ	86typ	86typ	86typ	86typ	86typ
OUTPUT	VOLTAGE[V]		±12(+24)	±15(+30)	±12(+24)	±15(+30)	±12(+24)	±15(+30)	±12(+24)	±15(+30)
	CURRENT[A]		0.45	0.35	0.45	0.35	0.45	0.35	0.45	0.35
	LINE REGULATION[mV]		60max	75max	60max	75max	60max	75max	60max	75max
	LOAD REGULATION[mV]		600max	750max	600max	750max	600max	750max	600max	750max
	RIPPLE[mVp-p]	-20 to +55℃ *3	120max	120max	120max	120max	120max	120max	120max	120max
		-40 to -20℃ *3	150max	150max	150max	150max	150max	150max	150max	150max
	RIPPLE NOISE[mVp-p]	-20 to +55℃ *3	150max	150max	150max	150max	150max	150max	150max	150max
		-40 to -20℃ *3	200max	200max	200max	200max	200max	200max	200max	200max
	TEMPERATURE REGULATION[mV]	-20 to +55℃	150max	180max	150max	180max	150max	180max	150max	180max
		-40 to +55℃	240max	290max	240max	290max	240max	290max	240max	290max
	DRIFT[mV]	*4	50max	60max	50max	60max	50max	60max	50max	60max
	START-UP TIME[ms]		20max (Minimum input, Io=100%)							
	OUTPUT VOLTAGE ADJUSTMENT RANGE		Fixed (TRM pin open) ±5% adjustable by external VR							
	OUTPUT VOLTAGE SETTING[V] (±5%)		11.40 - 12.60	14.25 - 15.75	11.40 - 12.60	14.25 - 15.75	11.40 - 12.60	14.25 - 15.75	11.40 - 12.60	14.25 - 15.75
PROTECTION CIRCUIT AND OTHERS	OVERCURRENT PROTECTION		Works over 105% of rating and recovers automatically							
	REMOTE ON/OFF		Provided (Negative logic L : ON, H : OFF)							
ISOLATION	INPUT-OUTPUT		AC500V 1minute, Cutoff current = 10mA, DC500V 50MΩ min (20±15℃)							
ENVIRONMENT	OPERATING TEMP.,HUMID.AND ALTITUDE		-40 to +85℃, 20 - 95%RH (Non condensing) (Required Derating), 3,000m (10,000feet) max							
	STORAGE TEMP.,HUMID.AND ALTITUDE		-40 to +100℃, 20 - 95%RH (Non condensing), 9,000m (30,000feet) max							
	VIBRATION		10 - 55Hz, 98.0m/s² (10G), 3minutes period, 60minutes each along X, Y and Z axis							
	IMPACT		490.3m/s² (50G), 11ms, once each along X, Y and Z axis							
SAFETY	AGENCY APPROVALS		UL60950-1, C-UL, EN60950-1							
OTHERS	CASE SIZE/WEIGHT		39.2×6.5×21.0mm [1.54×0.26×0.83 inches] (W×H×D) / 6g max							
	COOLING METHOD		Convection/Forced air							

*1 Output pins can be connected in series to make a 24V/30V output.
*2 Rated input 5V, 12V, 24V or 48V DC Io=100%
*3 Ripple and Ripple Noise is measured by using measuring board with capacitor with in 25mm from output pin terminals.
*4 Drift is the change in DC output for an eight hour period after a half-hour warm-up at 25℃.
* Parallel operation with other model is not possible.

External view

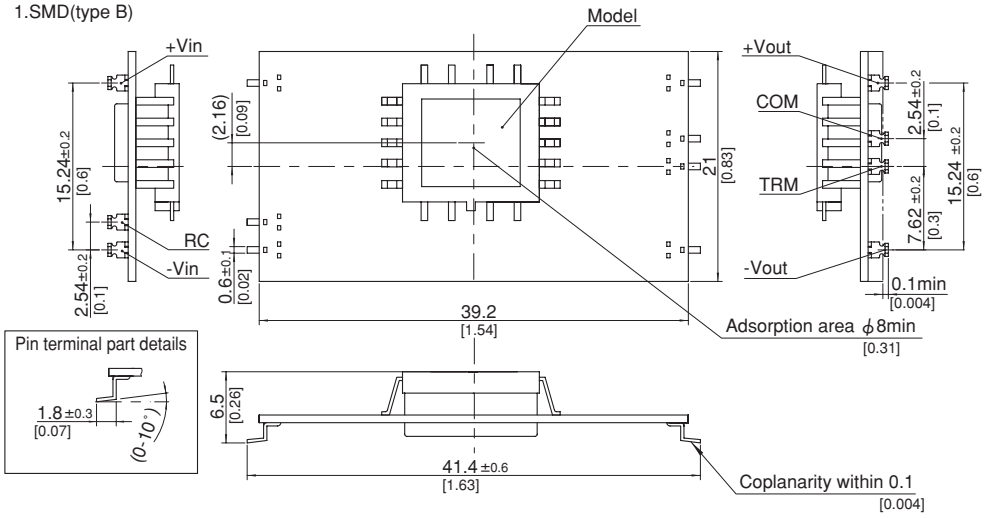

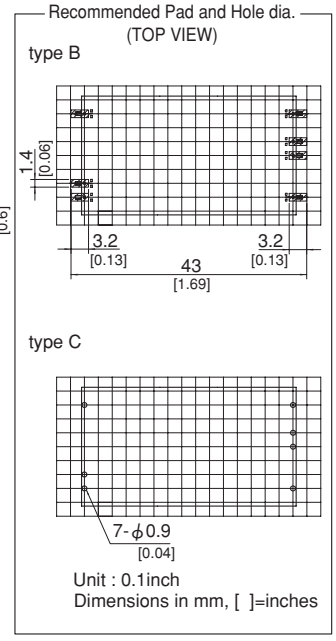

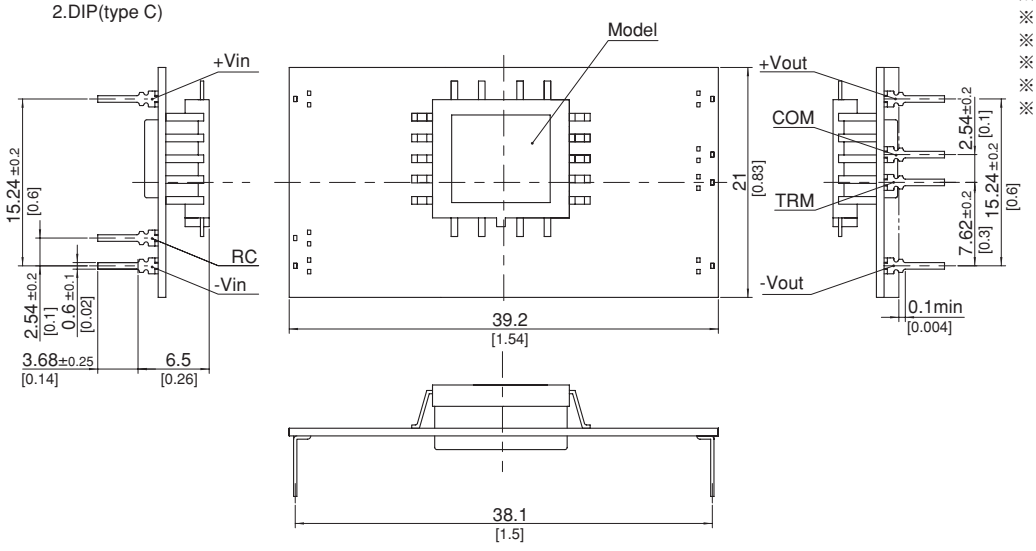

※ Tolerance ±0.5 [±0.02]
※ Dimensions in mm, [ ]=inches
※ Pin terminal thickness : 0.3±0.1 [0.012]
※ Pin terminal material : Copper alloy
※ Plating treatment of terminal : Lead free plating
※ Weight : 6g max

Mouser Electronics

Authorized Distributor

Click to View Pricing, Inventory, Delivery & Lifecycle Information:

Cosel:

SUW62415B SUW60512B SUW32415BP SUW64815BP SUW1R50515BP SUW100515C SUW1R52412C SUW61215B SUW31215BP-G SUW100512C SUW104812B SUW101212C SUW1R54812C SUW30515B SUW102412C-G SUW1R52415C SUW31212B SUW1R51212BP SUW61215C-G SUW1R52412BP SUW32412C SUW34812C SUW32415C-G SUW101215C SUW100512BP SUW1R54815C SUW62412BP SUW32412B-G SUW104815B SUW62412C-G SUW31212C-G SUW64812B SUW102415C-G SUW1R51215BP SUW100515BP SUW1R50515B SUW104812C SUW102412B-G SUW32415B-G SUW62415BP SUW1R51215B SUW32415C SUW34812BP SUW102415C SUW1R52412B SUW31212C SUW101212BP SUW32412BP-G SUW1R54812BP SUW30512BP SUW31215B-G SUW1R51212C SUW102412BP-G SUW32415BP-G SUW34815BP SUW104812BP SUW64815C SUW101215C-G SUW31212BP SUW34812B SUW101212B SUW1R50512BP SUW61212C-G SUW60512BP SUW32412BP SUW102415BP-G SUW1R51215C SUW101215BP SUW61212C SUW100515B SUW1R52415B SUW62415C SUW61215BP SUW62415B-G SUW101215B SUW62412B SUW102415B SUW62412BP-G SUW100512B SUW1R50512B SUW64815B SUW61215C SUW31215BP SUW60512C SUW30512B SUW100512B-G SUW62412B-G SUW102415B-G SUW104815C SUW32412C-G SUW32415B SUW1R50512C SUW64812C SUW1R50515C SUW30515BP SUW1R54812B SUW104815BP SUW31215C SUW34815B SUW61212BP

Компания «ЭлектроПласт» предлагает заключение долгосрочных отношений при поставках импортных электронных компонентов на взаимовыгодных условиях!

Наши преимущества:

- Оперативные поставки широкого спектра электронных компонентов отечественного и импортного производства напрямую от производителей и с крупнейших мировых складов;
- Поставка более 17-ти миллионов наименований электронных компонентов;
- Поставка сложных, дефицитных, либо снятых с производства позиций;
- Оперативные сроки поставки под заказ (от 5 рабочих дней);
- Экспресс доставка в любую точку России;
- Техническая поддержка проекта, помощь в подборе аналогов, поставка прототипов;
- Система менеджмента качества сертифицирована по Международному стандарту ISO 9001;
- Лицензия ФСБ на осуществление работ с использованием сведений, составляющих государственную тайну;
- Поставка специализированных компонентов (Xilinx, Altera, Analog Devices, Intersil, Interpoint, Microsemi, Aeroflex, Peregrine, Syfer, Eurofarad, Texas Instrument, Miteq, Cobham, E2V, MA-COM, Hittite, Mini-Circuits,General Dynamics и др.);

Помимо этого, одним из направлений компании «ЭлектроПласт» является направление «Источники питания». Мы предлагаем Вам помощь Конструкторского отдела:

- Подбор оптимального решения, техническое обоснование при выборе компонента;
- Подбор аналогов;
- Консультации по применению компонента;
- Поставка образцов и прототипов;
- Техническая поддержка проекта;
- Защита от снятия компонента с производства.

Как с нами связаться

Телефон: 8 (812) 309 58 32 (многоканальный)
Факс: 8 (812) 320-02-42
Электронная почта: org@eplast1.ru
Адрес: 198099, г. Санкт-Петербург, ул. Калинина, дом 2, корпус 4, литера А.