

| |
|---|
| REV. Status |
| REVISION - 12/02/03 YS |
| REVISION A ADDED RoHS & UPDATED LABELS 03/01/06 MP |
| REVISION B CHG TUV FILE # WAS 810/89 (EN60950 & VDE 0551). CLARIFIED PIN OUTS 04/23/07 YS |
| REVISION C UPDATE LOGO'S TO STD IED. Dielectric Withstand WAS Hi-Pot 3500. Volt Reg WAS 23%. 4-30-08 EB |
| REVISION D UPDATED SAFETY 09/29/11 MP |
| REVISION E SAFETY NOTES ADDED 03/20/13 MP |

THREE FLANGE DUAL PRIMARY 30VA PC BOARD POWER TRANSFORMER

- A. Electrical Specifications (@ 25 °C)
1. Maximum Power: 30VA
 2. Primary Voltage and Frequency: 115/230VAC 50/60Hz
 3. Secondary RMS Rating: See Table A
 4. Voltage Regulation: 19% TYP @ full load to no load
 5. Temperature Rise(normal op. cond.): 55°C TYP (70°C MAX).
 6. A 10% Input Voltage change will proportionally affect transformer sec voltage. The max. allowed wdg temp under abnormal condition is 155°C
 7. Insulation Resistance:
100MΩ MIN @ 500VDC, Pri to Sec, Pri to Core, Sec to Core
 8. Dielectric Withstand: 3750Vrms 1 minute @ Pri to Sec
1500Vrms 1 minute @ Pri to Core, Sec to Core



MODEL NUMBER
PL30-XX-130B

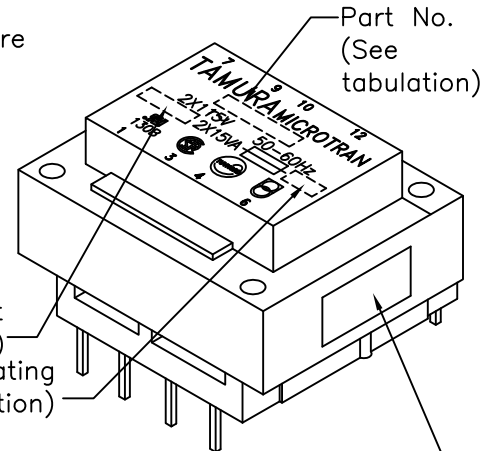
- B. Marking: includes input and output ratings (per sheet 2),
C. Safety:

Conforms to construction requirement of:
UL5085-1, -2; CSA No. 66.1, 66.2
(from Datecode 1143 and onwards).
UL506, UL1411
UL1446(CLASS 130(B))
EN61558-1, -2-6

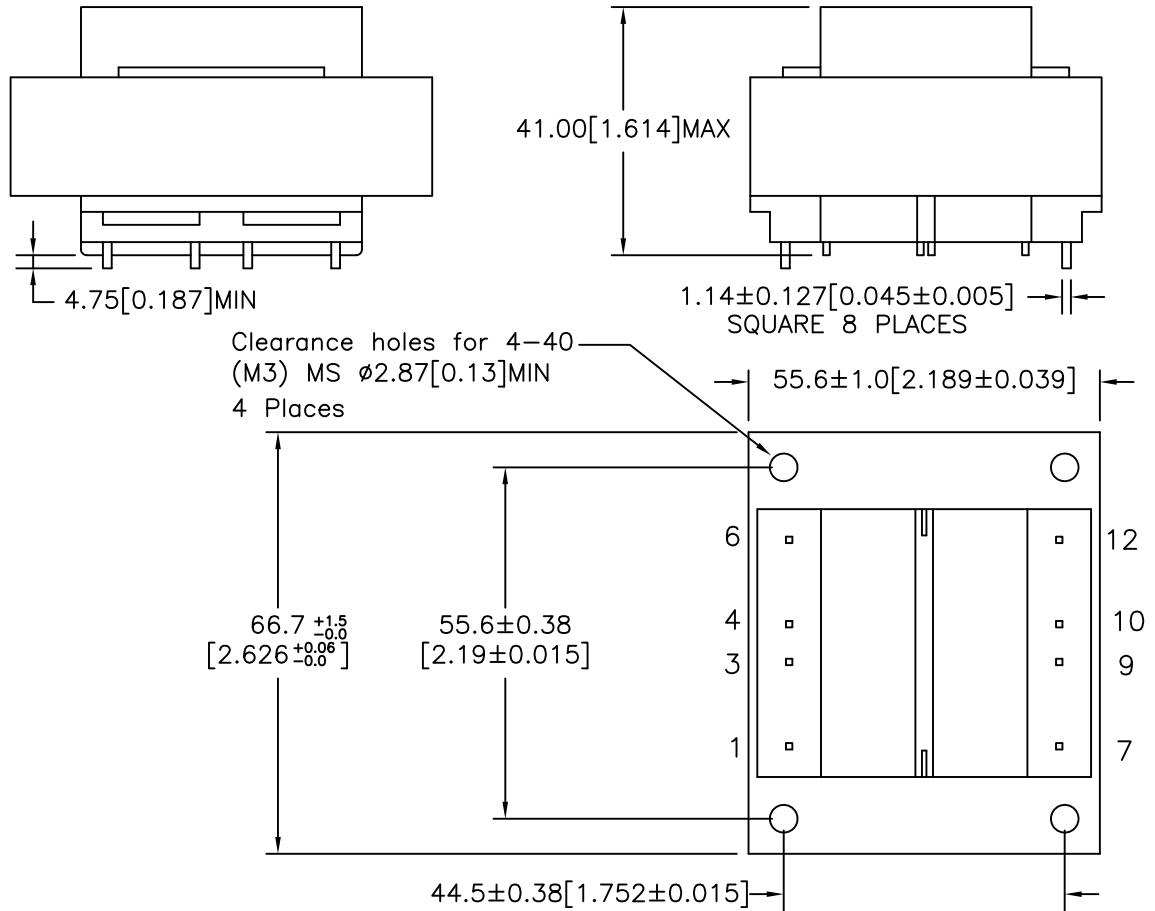


Safety certificate file reference:
UL E138028, E79781, E92957
CSA 175561
TUV (P.S.) 4478013415698

Non short-circuit proof safety isolating transformer.
Intended for mounting on PCBs and for building into end use-equipment.
Not intended for series/parallel connection with other transformers.



- D. Mechanical Specifications:



| |
|-----------------|
| TOLERANCES (mm) |
| ≤ 4 ± 0.2 |
| 4 ≤ 20 ± 0.3 |
| 20 ≤ 50 ± 0.4 |

PREPARED BY:
M. PITCHAI

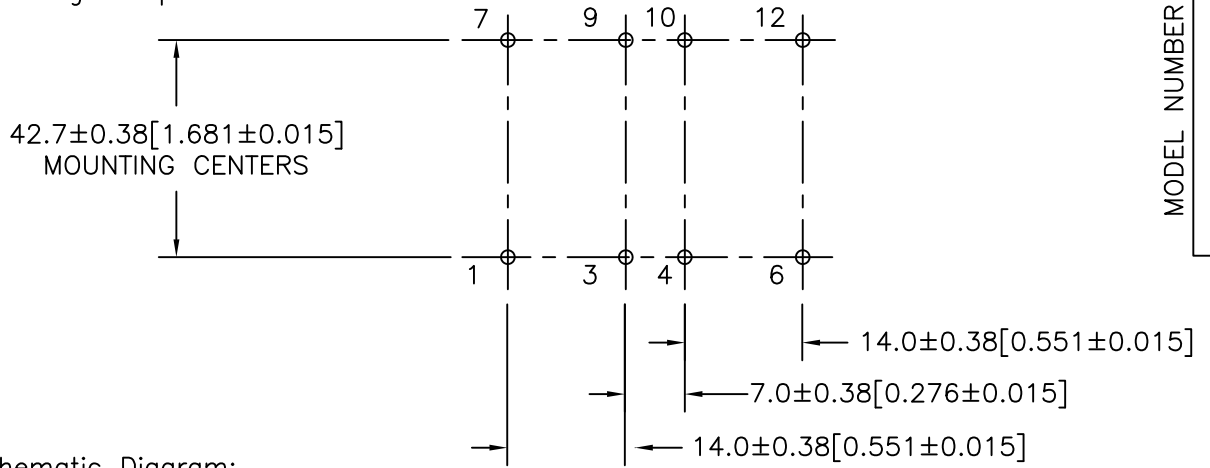
NOTE: BOARD WASHING IS NOT RECOMMENDED FOR THESE PARTS.

| | | | | |
|-------------------------------|--|----------|--|--|
| ENGINEER: M PITCHAI | DRAWING CONTROL NO. P-A1-12261 ACAD/MXFMR/A1122611.DWG | REV E | MODEL DESCRIPTION POWER TRANSFORMER | MODEL SPECIFICATION PL30-XX-130B |
| SAFETY ENGINEER B OCONNELL | TAMURA CORPORATION OF AMERICA 1040 SOUTH ANDREASEN DRIVE, #100 ESCONDIDO, CA. 92029 (951) 699-1270 FAX 7607400536 | | | DIM: mm[In] SCL: 1/1 SH: 1 OF 2 |

APPROVED:
P BRUNE

PROPRIETARY NOTICE: THIS DRAWING PRINT OR DOCUMENT AND SUBJECT MATTER DISCLOSED HEREIN ARE PROPRIETARY ITEMS TO WHICH TAMURA RETAINS THE EXCLUSIVE RIGHT OF DISSEMINATION, REPRODUCTION, MANUFACTURE AND SALE. THIS DRAWING, PRINT OR DOCUMENT IS SUBMITTED IN CONFIDENCE FOR CONSIDERATION BY THE RECIPIENT ALONE UNLESS PERMISSION FOR FURTHER DISCLOSURE IS EXPRESSLY GRANTED IN WRITING.

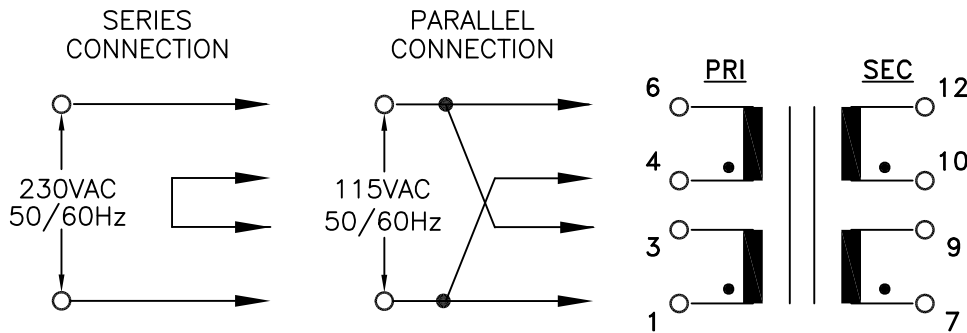
E. Mounting Footprint:



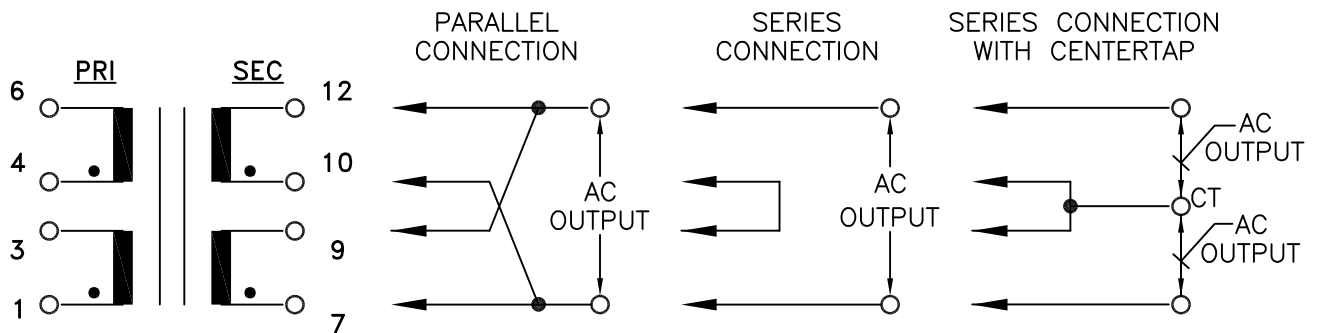
MODEL NUMBER
PL30-XX-130B

F. Schematic Diagram:

PRIMARY INPUT CONNECTIONS



SECONDARY OUTPUT CONNECTIONS



G. Table A:

T = Time lag

| PART NO. | PARALLEL | | SERIES | | SERIES WITH CT | | OUTPUT | SECONDARY FUSE REQ'D EA. WINDING |
|--------------|----------|----------|----------|----------|----------------|----------|---------|----------------------------------|
| | AC VOLTS | RMS AMPS | AC VOLTS | RMS AMPS | AC VOLTS | RMS AMPS | | |
| PL30-10-130B | 5.0 | 6.00 | 10.0 | 3.00 | 5.0-CT-5.0 | 3.00 | 2X5.0V | T 3.15A |
| PL30-12-130B | 6.3 | 4.80 | 12.6 | 2.40 | 6.3-CT-6.3 | 2.40 | 2X6.3V | T 2.50A |
| PL30-16-130B | 8.0 | 3.80 | 16.0 | 1.90 | 8.0-CT-8.0 | 1.90 | 2X8.0V | T 2.00A |
| PL30-20-130B | 10.0 | 3.00 | 20.0 | 1.50 | 10.0-CT-10.0 | 1.50 | 2X10.0V | T 1.60A |
| PL30-24-130B | 12.0 | 2.50 | 24.0 | 1.25 | 12.0-CT-12.0 | 1.25 | 2X12.0V | T 1.25A |
| PL30-28-130B | 14.0 | 2.12 | 28.0 | 1.06 | 14.0-CT-14.0 | 1.06 | 2X14.0V | T 1.25A |
| PL30-36-130B | 18.0 | 1.64 | 36.0 | 0.82 | 18.0-CT-18.0 | 0.82 | 2X18.0V | T 1.00A |

PREPARED BY:

M. PITCHAI

ENGINEER:

M. PITCHAI

SAFETY ENGINEER

B. O'CONNELL

APPROVED:

P. BRUNE

DRAWING CONTROL NO.
P-A1-12261
ACAD/MXFMR/A1122612.DWG

REV
E

MODEL DESCRIPTION
POWER
TRANSFORMER

MODEL SPECIFICATION

PL30-XX-130B

CONTENTS OF THIS DRAWING ARE SUBJECT TO CHANGE WITHOUT PRIOR NOTICE

TAMURA CORPORATION OF AMERICA
1040 SOUTH ANDREASEN DRIVE, #100 ESCONDIDO, CA. 92029
(951) 699-1270 FAX 7607400536

DIM: mm[In] SCL: 1/1 SH: 2 OF 2

PROPRIETARY NOTICE: THIS DRAWING PRINT OR DOCUMENT AND SUBJECT MATTER DISCLOSED HEREIN ARE PROPRIETARY ITEMS TO WHICH TAMURA RETAINS THE EXCLUSIVE RIGHT OF DISSEMINATION, REPRODUCTION, MANUFACTURE AND SALE. THIS DRAWING, PRINT OR DOCUMENT IS SUBMITTED IN CONFIDENCE FOR CONSIDERATION BY THE RECIPIENT ALONE UNLESS PERMISSION FOR FURTHER DISCLOSURE IS EXPRESSLY GRANTED IN WRITING.



Компания «ЭлектроПласт» предлагает заключение долгосрочных отношений при поставках импортных электронных компонентов на взаимовыгодных условиях!

Наши преимущества:

- Оперативные поставки широкого спектра электронных компонентов отечественного и импортного производства напрямую от производителей и с крупнейших мировых складов;
- Поставка более 17-ти миллионов наименований электронных компонентов;
- Поставка сложных, дефицитных, либо снятых с производства позиций;
- Оперативные сроки поставки под заказ (от 5 рабочих дней);
- Экспресс доставка в любую точку России;
- Техническая поддержка проекта, помощь в подборе аналогов, поставка прототипов;
- Система менеджмента качества сертифицирована по Международному стандарту ISO 9001;
- Лицензия ФСБ на осуществление работ с использованием сведений, составляющих государственную тайну;
- Поставка специализированных компонентов (Xilinx, Altera, Analog Devices, Intersil, Interpoint, Microsemi, Aeroflex, Peregrine, Syfer, Eurofarad, Texas Instrument, Miteq, Cobham, E2V, MA-COM, Hittite, Mini-Circuits, General Dynamics и др.);

Помимо этого, одним из направлений компании «ЭлектроПласт» является направление «Источники питания». Мы предлагаем Вам помощь Конструкторского отдела:

- Подбор оптимального решения, техническое обоснование при выборе компонента;
- Подбор аналогов;
- Консультации по применению компонента;
- Поставка образцов и прототипов;
- Техническая поддержка проекта;
- Защита от снятия компонента с производства.



Как с нами связаться

Телефон: 8 (812) 309 58 32 (многоканальный)

Факс: 8 (812) 320-02-42

Электронная почта: org@eplast1.ru

Адрес: 198099, г. Санкт-Петербург, ул. Калинина, дом 2, корпус 4, литера А.