

## UWX

5.5mmL Chip Type

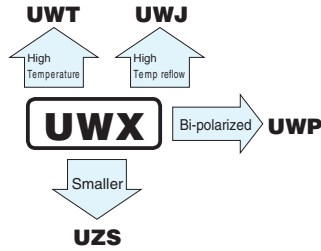


For SMD



Anti-Solvent Feature

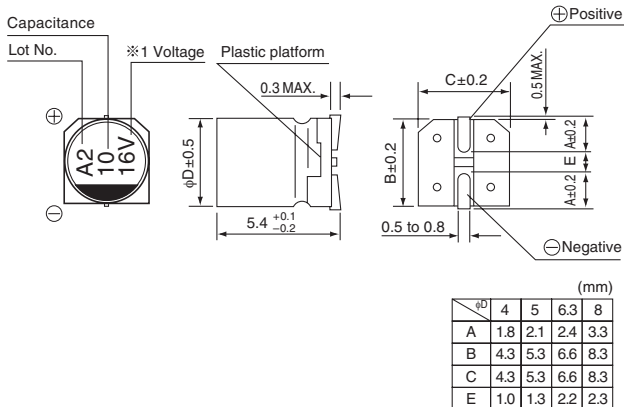
- Chip type with 5.5mm height.
- Designed for surface mounting on high density PC board.
- Applicable to automatic mounting machine fed with carrier tape.
- Load life of 2000 hours at 85°C.
- Compliant to the RoHS directive (2011/65/EU,(EU)2015/863).
- AEC-Q200 compliant. Please contact us for details.



### Specifications

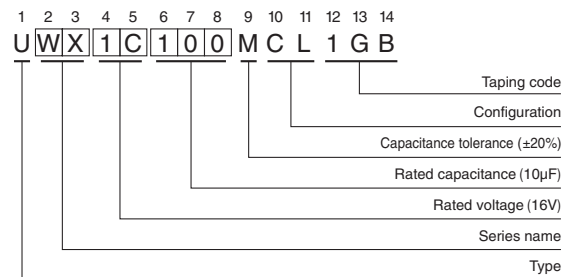
Item	Performance Characteristics																									
Category Temperature Range	-40 to +85°C																									
Rated Voltage Range	4 to 50V																									
Rated Capacitance Range	1 to 330μF																									
Capacitance Tolerance	±20% at 120Hz, 20°C																									
Leakage Current	After 2 minutes' application of rated voltage at 20°C, leakage current is not more than 0.01CV or 3 (μA) , whichever is greater.																									
Tangent of loss angle (tan δ)	Measurement frequency : 120Hz at 20°C																									
	<table border="1"> <thead> <tr> <th>Rated voltage (V)</th> <th>4</th> <th>6.3</th> <th>10</th> <th>16</th> <th>25</th> <th>35</th> <th>50</th> </tr> </thead> <tbody> <tr> <td>tan δ (MAX.)</td> <td>0.35 (0.40)</td> <td>0.26 (0.30)</td> <td>0.20 (0.24)</td> <td>0.16 (0.19)</td> <td>0.14 (0.16)</td> <td>0.12 (0.14)</td> <td>0.12 (0.14)</td> </tr> </tbody> </table> <p>Values in ( ) applicable to WR.</p>	Rated voltage (V)	4	6.3	10	16	25	35	50	tan δ (MAX.)	0.35 (0.40)	0.26 (0.30)	0.20 (0.24)	0.16 (0.19)	0.14 (0.16)	0.12 (0.14)	0.12 (0.14)									
Rated voltage (V)	4	6.3	10	16	25	35	50																			
tan δ (MAX.)	0.35 (0.40)	0.26 (0.30)	0.20 (0.24)	0.16 (0.19)	0.14 (0.16)	0.12 (0.14)	0.12 (0.14)																			
Stability at Low Temperature	Measurement frequency : 120Hz																									
	<table border="1"> <thead> <tr> <th colspan="2">Rated voltage (V)</th> <th>4</th> <th>6.3</th> <th>10</th> <th>16</th> <th>25</th> <th>35</th> <th>50</th> </tr> </thead> <tbody> <tr> <td rowspan="2">Impedance ratio ZT / Z20 (MAX.)</td> <td>Z-25°C / Z+20°C</td> <td>7</td> <td>4</td> <td>3</td> <td>2</td> <td>2</td> <td>2</td> <td>2</td> </tr> <tr> <td>Z-40°C / Z+20°C</td> <td>15</td> <td>8</td> <td>8</td> <td>4</td> <td>4</td> <td>3</td> <td>3</td> </tr> </tbody> </table>	Rated voltage (V)		4	6.3	10	16	25	35	50	Impedance ratio ZT / Z20 (MAX.)	Z-25°C / Z+20°C	7	4	3	2	2	2	2	Z-40°C / Z+20°C	15	8	8	4	4	3
Rated voltage (V)		4	6.3	10	16	25	35	50																		
Impedance ratio ZT / Z20 (MAX.)	Z-25°C / Z+20°C	7	4	3	2	2	2	2																		
	Z-40°C / Z+20°C	15	8	8	4	4	3	3																		
Endurance	<p>The specifications listed at right shall be met when the capacitors are restored to 20°C after the rated voltage is applied for 2000 hours at 85°C.</p> <table border="1"> <tbody> <tr> <td>Capacitance change</td> <td>Within ±20% of the initial capacitance value (Within ±25% for 4 V and WR series units)</td> </tr> <tr> <td>tan δ</td> <td>200% or less than the initial specified value</td> </tr> <tr> <td>Leakage Current</td> <td>Less than or equal to the initial specified value</td> </tr> </tbody> </table>	Capacitance change	Within ±20% of the initial capacitance value (Within ±25% for 4 V and WR series units)	tan δ	200% or less than the initial specified value	Leakage Current	Less than or equal to the initial specified value																			
Capacitance change	Within ±20% of the initial capacitance value (Within ±25% for 4 V and WR series units)																									
tan δ	200% or less than the initial specified value																									
Leakage Current	Less than or equal to the initial specified value																									
Shelf Life	After storing the capacitors under no load at 85°C for 1000 hours and then performing voltage treatment based on JIS C 5101-4 clause 4.1 at 20°C, they shall meet the specified values for the endurance characteristics listed above.																									
Resistance to soldering heat	<p>The capacitors are kept on a hot plate for 30 seconds, which is maintained at 250°C. The capacitors shall meet the characteristic requirements listed at right when they are removed from the plate and restored to 20°C.</p> <table border="1"> <tbody> <tr> <td>Capacitance change</td> <td>Within ±10% of the initial capacitance value</td> </tr> <tr> <td>tan δ</td> <td>Less than or equal to the initial specified value</td> </tr> <tr> <td>Leakage current</td> <td>Less than or equal to the initial specified value</td> </tr> </tbody> </table>	Capacitance change	Within ±10% of the initial capacitance value	tan δ	Less than or equal to the initial specified value	Leakage current	Less than or equal to the initial specified value																			
Capacitance change	Within ±10% of the initial capacitance value																									
tan δ	Less than or equal to the initial specified value																									
Leakage current	Less than or equal to the initial specified value																									
Marking	Black print on the case top.																									

### Chip Type



※ 1. Voltage mark for 6.3V is 「6V」.

### Type numbering system (Example : 16V 10μF)



● Dimension table in next page.

## UWX

### ■ Dimensions

Cap. (μF)	Code	V		4		6.3		10		16		25		35		50	
		0G	0J	1A	1C	1E	1V	1H									
1	010															4	8.4
2.2	2R2															4	13
3.3	3R3															4	17
4.7	4R7											4	16	4	18	•5	20 (18)
10	100								4	23	•5	27 (24)	•5	29 (24)	○6.3	33 (30)	
22	220			4	28	•5	33 (30)	•5	37 (30)	○6.3	42 (38)	○6.3	46 (39)	□8	52 (43)		
33	330	4	28	•5	37 (34)	•5	41 (34)	○6.3	49 (44)	○6.3	52 (46)	□8	62 (53)	8	71		
47	470	4	33	•5	45 (40)	○6.3	52 (47)	○6.3	58 (52)	□8	70 (60)	8	80				
56	560	5	42	○6.3	52 (46)	○6.3	57 (50)	○6.3	63 (57)	□8	76 (65)						
100	101	5	56	○6.3	70 (47)	○6.3	76 (54)	6.3	86	8	110						
150	151	6.3	79	6.3	71	□8	111 (76)										
220	221	6.3	96	□8	110 (74)	8	135										
330	331	8	145	8	170												

Size φ4 is available for capacitors marked. " • " " " } In such a case,  $\overline{W/R}$  will be put at 2nd and 3rd digit of type numbering system.  
 Size φ5 is available for capacitors marked. " ○ " " " }  
 Size φ6.3 is available for capacitors marked. " □ " " " }

Rated ripple current (mArms) at 85°C 120Hz  
 ( ) = UWR

### ● Frequency coefficient of rated ripple current

Frequency	50 Hz	120 Hz	300 Hz	1 kHz	10 kHz or more
Coefficient	0.70	1.00	1.17	1.36	1.50

- Taping specifications are given in page 23.
- Recommended land size, soldering by reflow are given in page 18, 19.
- Please select UUR(p.168), UUG(p.174) if high C/V products are required.
- Please refer to page 3 for the minimum order quantity.



Компания «ЭлектроПласт» предлагает заключение долгосрочных отношений при поставках импортных электронных компонентов на взаимовыгодных условиях!

Наши преимущества:

- Оперативные поставки широкого спектра электронных компонентов отечественного и импортного производства напрямую от производителей и с крупнейших мировых складов;
- Поставка более 17-ти миллионов наименований электронных компонентов;
- Поставка сложных, дефицитных, либо снятых с производства позиций;
- Оперативные сроки поставки под заказ (от 5 рабочих дней);
- Экспресс доставка в любую точку России;
- Техническая поддержка проекта, помощь в подборе аналогов, поставка прототипов;
- Система менеджмента качества сертифицирована по Международному стандарту ISO 9001;
- Лицензия ФСБ на осуществление работ с использованием сведений, составляющих государственную тайну;
- Поставка специализированных компонентов (Xilinx, Altera, Analog Devices, Intersil, Interpoint, Microsemi, Aeroflex, Peregrine, Syfer, Eurofarad, Texas Instrument, Miteq, Cobham, E2V, MA-COM, Hittite, Mini-Circuits, General Dynamics и др.);

Помимо этого, одним из направлений компании «ЭлектроПласт» является направление «Источники питания». Мы предлагаем Вам помощь Конструкторского отдела:

- Подбор оптимального решения, техническое обоснование при выборе компонента;
- Подбор аналогов;
- Консультации по применению компонента;
- Поставка образцов и прототипов;
- Техническая поддержка проекта;
- Защита от снятия компонента с производства.



#### Как с нами связаться

**Телефон:** 8 (812) 309 58 32 (многоканальный)

**Факс:** 8 (812) 320-02-42

**Электронная почта:** [org@eplast1.ru](mailto:org@eplast1.ru)

**Адрес:** 198099, г. Санкт-Петербург, ул. Калинина, дом 2, корпус 4, литера А.