

## V4 83170 Low force 831704 Part number made to order



- Nominal ratings 0.1 A to 10 A / 250 VAC
- Minimum rating 1 mA / 4 VDC
- Operating temperature up to +125 °C
- Conforming to standards EN 61058 and UL 1054
- Choice of actuators with 2 possible fixing positions

### Part numbers

	Type	Function	Connections
<b>MADE TO ORDER</b>	Low force 831704	I (changeover)	X1S - X2 - X2S - X3 - X3S

### Specifications

#### Electrical characteristics

Rating nominal / 250 VAC (A)	5
Rating thermal / 250 VAC (A)	6

#### Mechanical characteristics

Maximum operating force (N)	0,6
Min. Release force (N)	0,1
Maximum total travel force (N)	1
Max. permitted overtravel force (N)	10
Maximum rest position (mm)	9,2
Operating position (mm)	8,4 ±0,3
Max. differential travel mm	0,15
Min. overtravel (mm)	0,5
Ambient operating temperature (°C)	-20 → +125
Mechanical life (operations)	3.10 <sup>7</sup>
Contact gap (mm)	0,4
Weight (g)	1,7

### Additional specifications

#### Components

##### Material

- Case : polyester UL 94 VO
- Button : Glass-filled polyamide
- Contacts : AgNi, gold-plated AgNi (dual-current)
- Terminals : cupro-nickel (except W7A5 in brass)

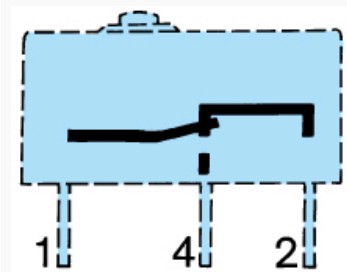
##### Levers

- Flat : stainless steel
- Roller : stainless steel, polyamide roller

##### Approvals

NF - UL - cUL

### Principles



### Dimensions (mm)

#### Product

83170



N°	Legend
①	OL = 7.6

Dimensions (mm)

Product

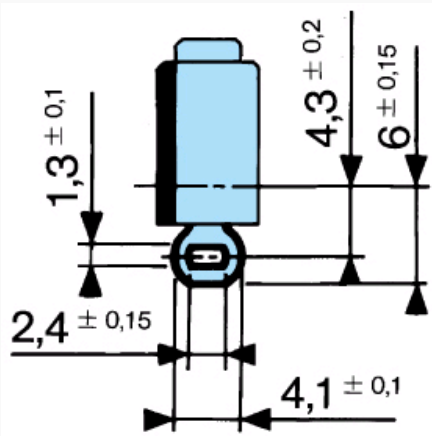
83170 Symmetrical version



## Dimensions (mm)

## Connections

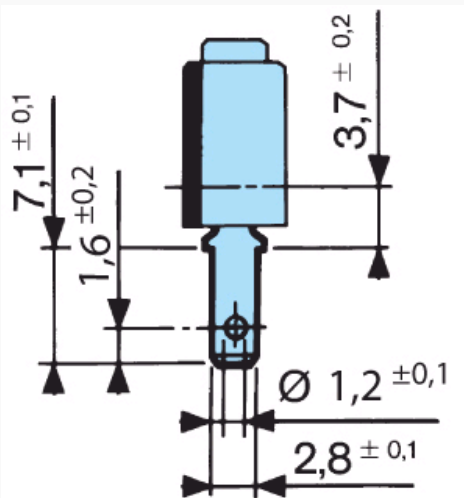
W2



## Dimensions (mm)

## Connections

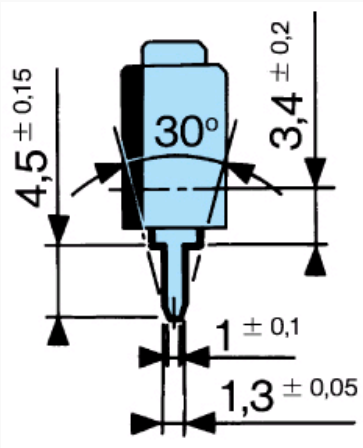
W7A5



## Dimensions (mm)

## Connections

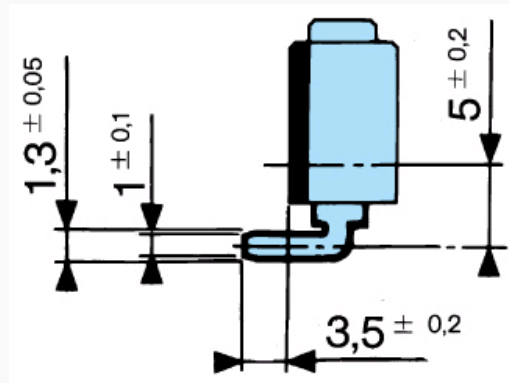
X1 - X1S



## Dimensions (mm)

## Connections

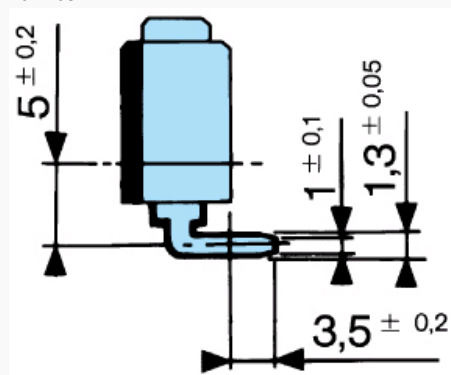
X2 - X2S



Dimensions (mm)

Connections

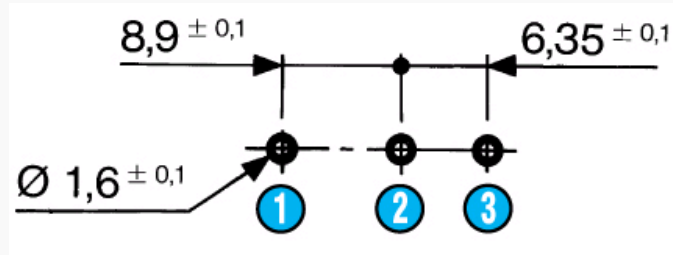
X3 - X3S



Dimensions (mm)

Drilling

Printed circuit board mounting  
Asymmetrical X1 - X2 - X3

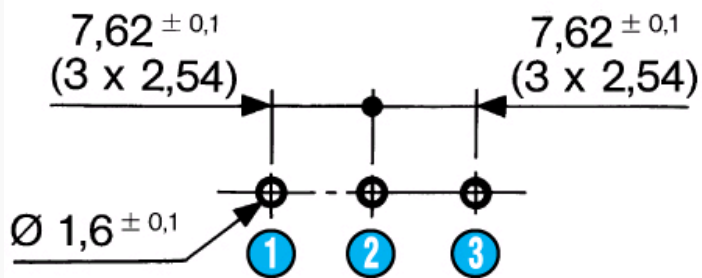


N°	Legend
1	1.C
2	4.NO
3	2.NC

Dimensions (mm)

Drilling

Printed circuit board mounting  
Symmetrical X1S - X2S - X3S

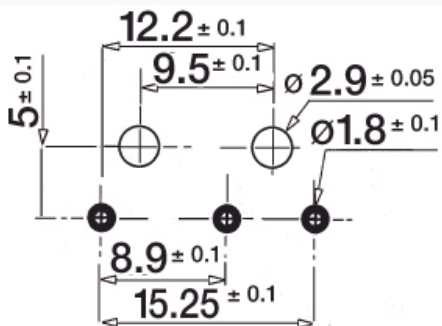


N°	Legend
1	1.C
2	4.NO
3	2.NC

**Dimensions (mm)**

Drilling

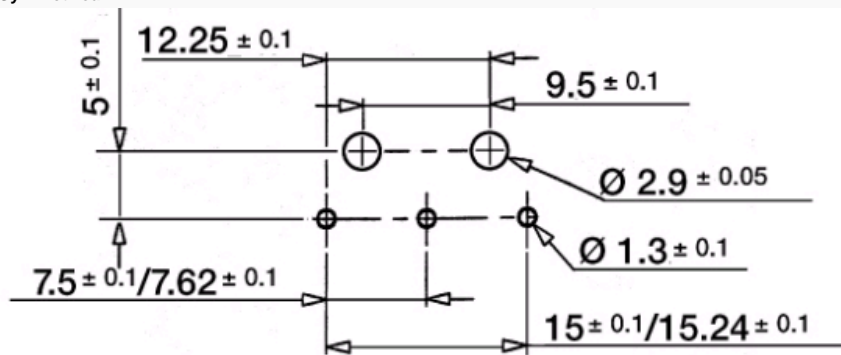
Mounting on a printed circuit board with fixing pins  
Asymmetrical



**Dimensions (mm)**

Drilling

Mounting on a printed circuit board with fixing pins  
Symmetrical



**Dimensions (mm)**

Actuator mounting positions

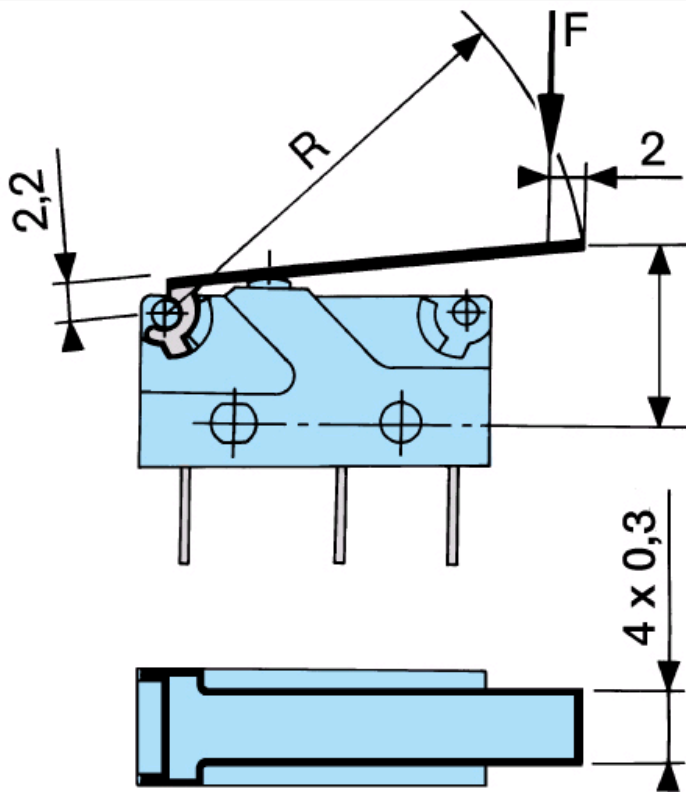


Fixing position Except where otherwise indicated, levers are supplied unmounted. For factory mounting, specify fixing position A or B. To calculate force : divide the switch force by the coefficient in the table. To calculate travel : multiply the switch travel by the same coefficient.

#### Dimensions (mm)

#### Actuators

170A

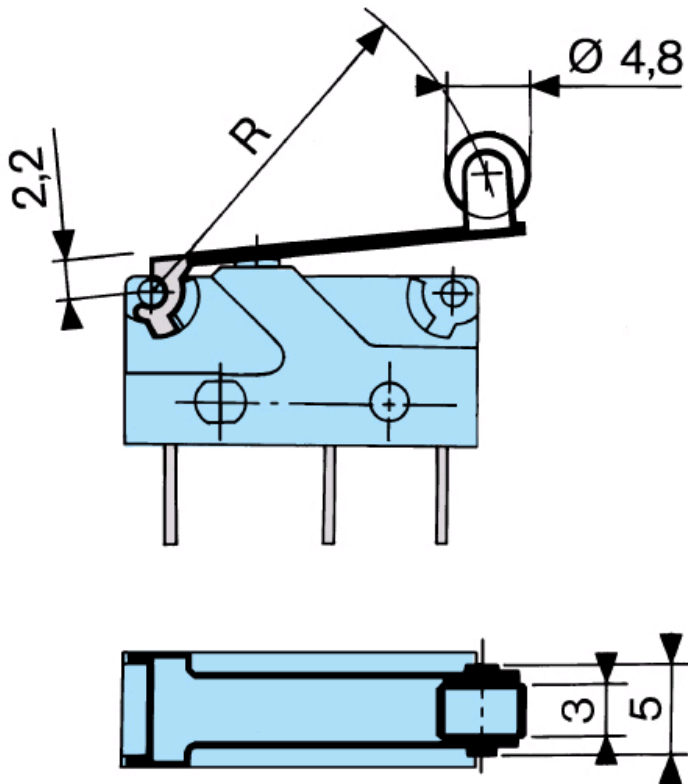


Fixing position Except where otherwise indicated, levers are supplied unmounted. For factory mounting, specify fixing position A or B. To calculate force : divide the switch force by the coefficient in the table. To calculate travel : multiply the switch travel by the same coefficient.

#### Dimensions (mm)

#### Actuators

170E

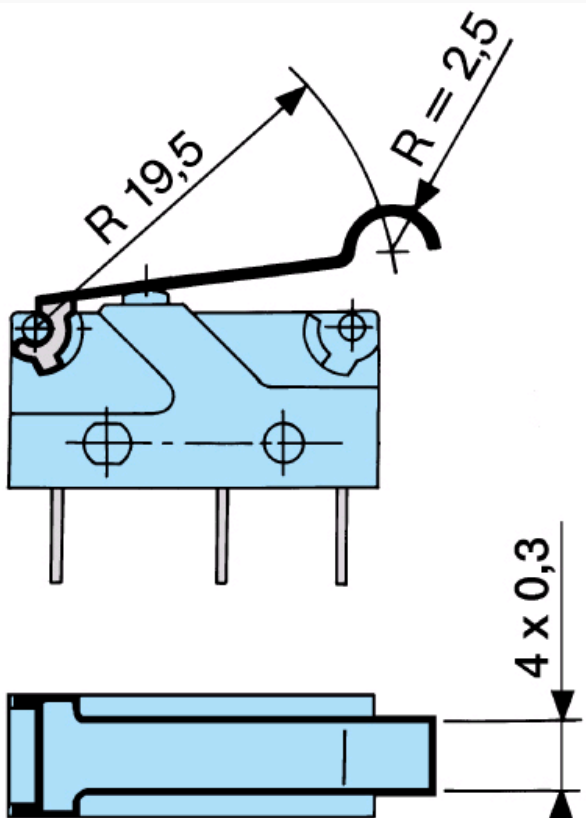


Fixing position Except where otherwise indicated, levers are supplied unmounted. For factory mounting, specify fixing position A or B. To calculate force : divide the switch force by the coefficient in the table. To calculate travel : multiply the switch travel by the same coefficient.

#### Dimensions (mm)

#### Actuators

170F

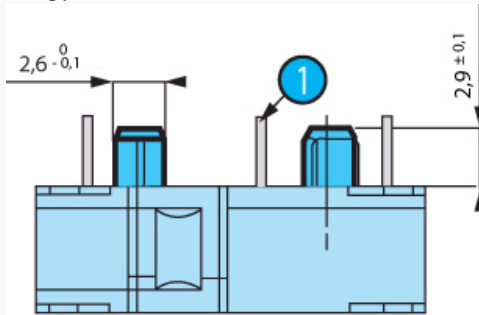


Fixing position Except where otherwise indicated, levers are supplied unmounted. For factory mounting, specify fixing position A or B. To calculate force : divide the switch force by the coefficient in the table. To calculate travel : multiply the switch travel by the same coefficient.

### Dimensions (mm)

#### Mounting accessories

##### Fixing pins



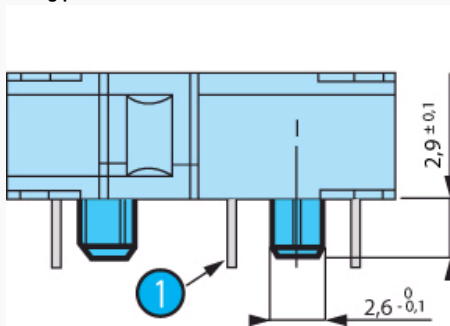
Fixing position Except where otherwise indicated, levers are supplied unmounted. For factory mounting, specify fixing position A or B. To calculate force : divide the switch force by the coefficient in the table. To calculate travel : multiply the switch travel by the same coefficient.

N°	Legend
①	Output on unit side : X2

### Dimensions (mm)

#### Mounting accessories

##### Fixing pins



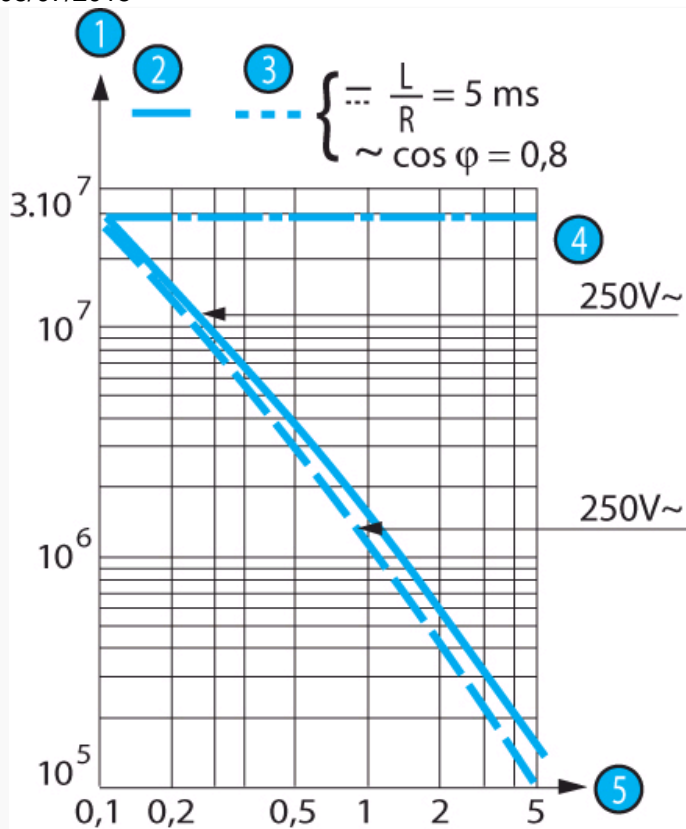
Fixing position Except where otherwise indicated, levers are supplied unmounted. For factory mounting, specify fixing position A or B. To calculate force : divide the switch force by the coefficient in the table. To calculate travel : multiply the switch travel by the same coefficient.

N°	Legend
①	Output on cover side : X3

### Curves

#### Operating curve for type 831704





N°	Legend
1	Number of cycles
2	Resistive circuit
3	Inductive circuit
4	Mechanical life limit
5	Current in Amps

**Connections**

**Actuators and fixing positions**

Part numbers for standard actuators	79253327	79253326	79253328	79218454	79253329					
Actuators	Flat 170A R18.3	Flat 170A R24	Flat 170A R41	Roller 170E R20	Dummy roller 170F					
Fixing positions										
Coefficient	A B	A B	A B	A B	A B					
Tripping point	3 1.5	4 2	7 3.5	3 1.5	3 1.5					
	10 <sup>+14</sup>	9.2 <sup>+09</sup>	10.7 <sup>+17</sup>	9.6 <sup>+11</sup>	12.7 <sup>+18</sup>	10.6 <sup>+14</sup>	15.5 <sup>+14</sup>	14.5 <sup>+09</sup>	12.9 <sup>+13</sup>	11.9 <sup>+11</sup>
Levers	Screw 170D		Transverse roller 170EL							
Characteristics available on request										

**Other information**

**Mounting - Operation**

See basic technical concepts

**Product adaptations**



- Special levers
- Special connections



Компания «ЭлектроПласт» предлагает заключение долгосрочных отношений при поставках импортных электронных компонентов на взаимовыгодных условиях!

Наши преимущества:

- Оперативные поставки широкого спектра электронных компонентов отечественного и импортного производства напрямую от производителей и с крупнейших мировых складов;
- Поставка более 17-ти миллионов наименований электронных компонентов;
- Поставка сложных, дефицитных, либо снятых с производства позиций;
- Оперативные сроки поставки под заказ (от 5 рабочих дней);
- Экспресс доставка в любую точку России;
- Техническая поддержка проекта, помощь в подборе аналогов, поставка прототипов;
- Система менеджмента качества сертифицирована по Международному стандарту ISO 9001;
- Лицензия ФСБ на осуществление работ с использованием сведений, составляющих государственную тайну;
- Поставка специализированных компонентов (Xilinx, Altera, Analog Devices, Intersil, Interpoint, Microsemi, Aeroflex, Peregrine, Syfer, Eurofarad, Texas Instrument, Miteq, Cobham, E2V, MA-COM, Hittite, Mini-Circuits, General Dynamics и др.);

Помимо этого, одним из направлений компании «ЭлектроПласт» является направление «Источники питания». Мы предлагаем Вам помощь Конструкторского отдела:

- Подбор оптимального решения, техническое обоснование при выборе компонента;
- Подбор аналогов;
- Консультации по применению компонента;
- Поставка образцов и прототипов;
- Техническая поддержка проекта;
- Защита от снятия компонента с производства.



#### Как с нами связаться

**Телефон:** 8 (812) 309 58 32 (многоканальный)

**Факс:** 8 (812) 320-02-42

**Электронная почта:** [org@eplast1.ru](mailto:org@eplast1.ru)

**Адрес:** 198099, г. Санкт-Петербург, ул. Калинина, дом 2, корпус 4, литера А.