

## V4 83170 Low force 831704 Part number made to order



- Nominal ratings 0.1 A to 10 A / 250 VAC
- Minimum rating 1 mA / 4 VDC
- Operating temperature up to +125 °C
- Conforming to standards EN 61058 and UL 1054
- Choice of actuators with 2 possible fixing positions

### Part numbers

	Type	Function	Connections
<b>MADE TO ORDER</b>	Low force 831704	I (changeover)	X1S - X2 - X2S - X3 - X3S

### Specifications

#### Electrical characteristics

Rating nominal / 250 VAC (A)	5
Rating thermal / 250 VAC (A)	6

#### Mechanical characteristics

Maximum operating force (N)	0,6
Min. Release force (N)	0,1
Maximum total travel force (N)	1
Max. permitted overtravel force (N)	10
Maximum rest position (mm)	9,2
Operating position (mm)	8,4 ±0,3
Max. differential travel mm	0,15
Min. overtravel (mm)	0,5
Ambient operating temperature (°C)	-20 → +125
Mechanical life (operations)	3.10 <sup>7</sup>
Contact gap (mm)	0,4
Weight (g)	1,7

### Additional specifications

#### Components

##### Material

- Case : polyester UL 94 VO
- Button : Glass-filled polyamide
- Contacts : AgNi, gold-plated AgNi (dual-current)
- Terminals : cupro-nickel (except W7A5 in brass)

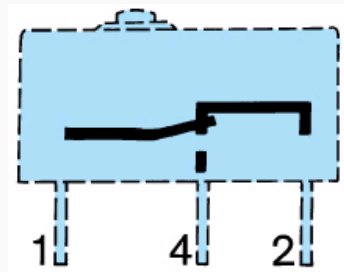
##### Levers

- Flat : stainless steel
- Roller : stainless steel, polyamide roller

##### Approvals

NF - UL - cUL

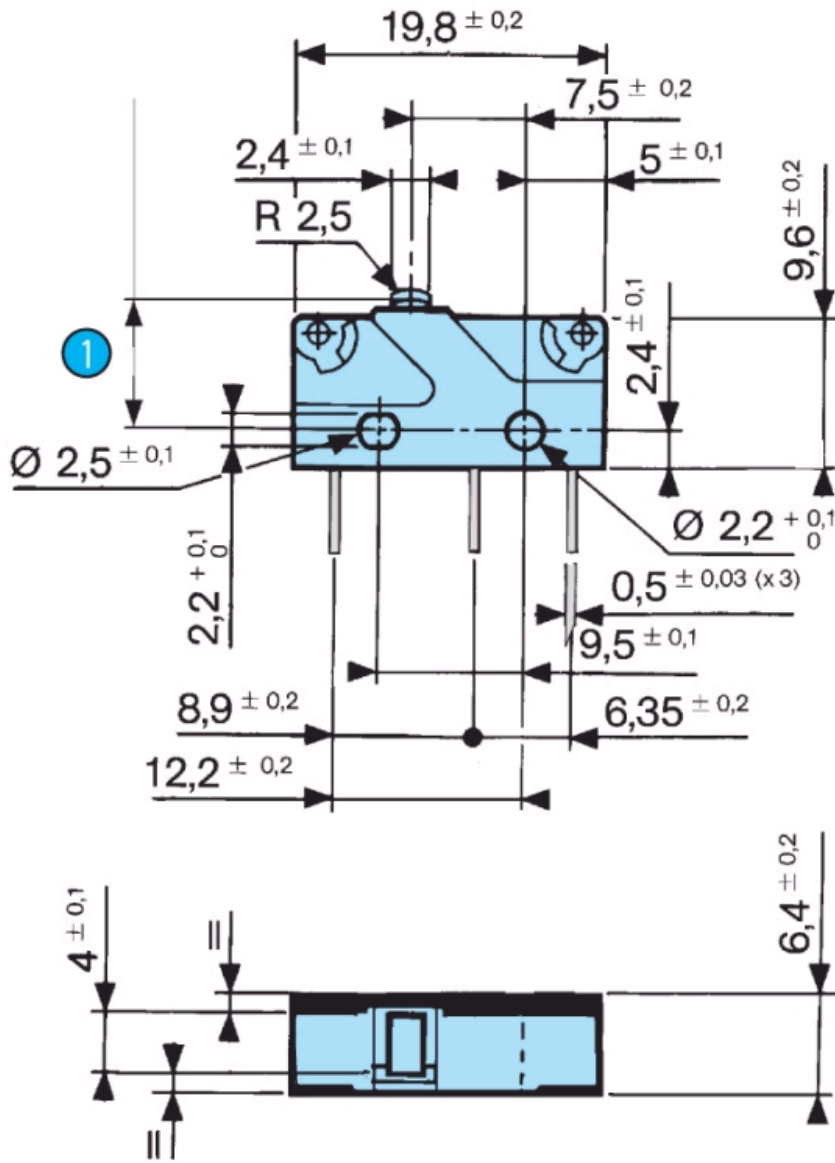
### Principles



### Dimensions (mm)

#### Product

83170

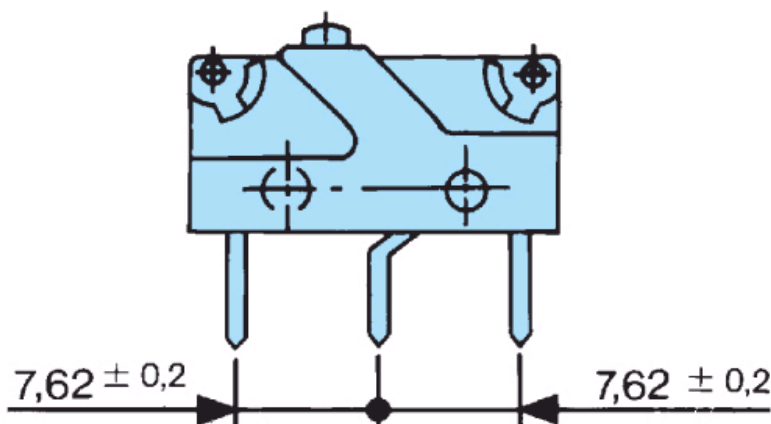


N°	Legend
①	OL = 7.6

Dimensions (mm)

Product

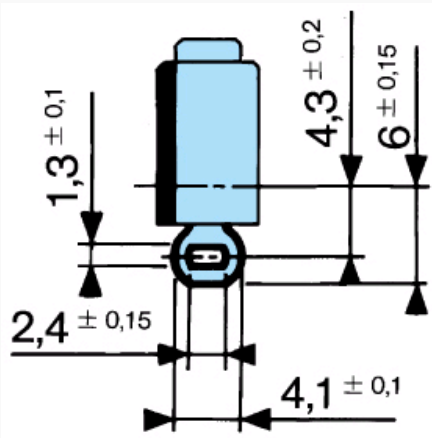
83170 Symmetrical version



## Dimensions (mm)

## Connections

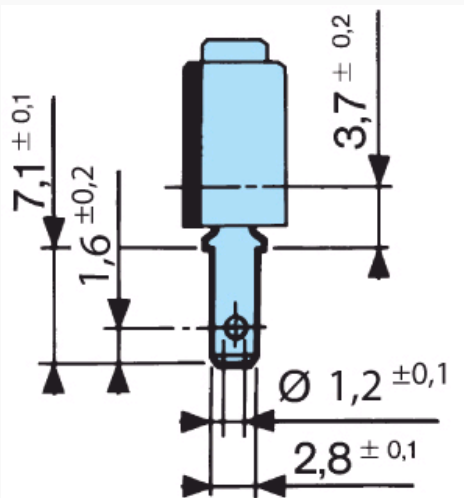
W2



## Dimensions (mm)

## Connections

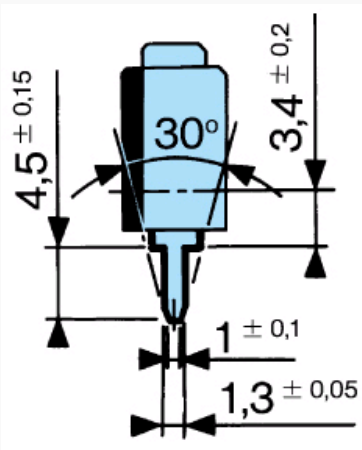
W7A5



## Dimensions (mm)

## Connections

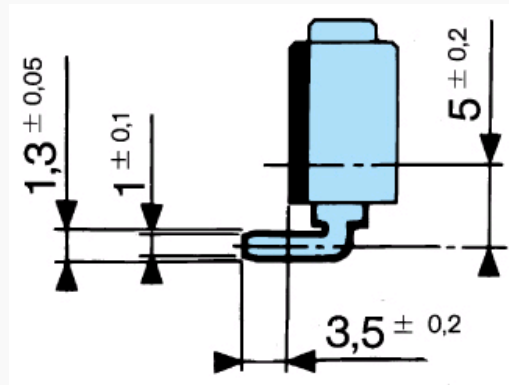
X1 - X1S



## Dimensions (mm)

## Connections

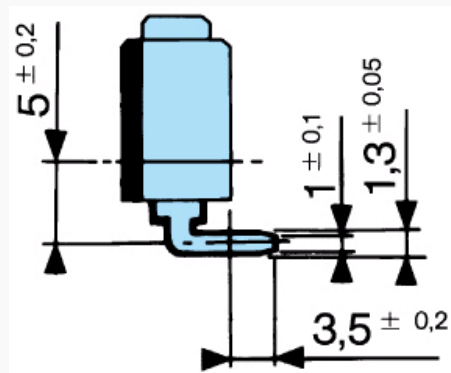
X2 - X2S



Dimensions (mm)

Connections

X3 - X3S

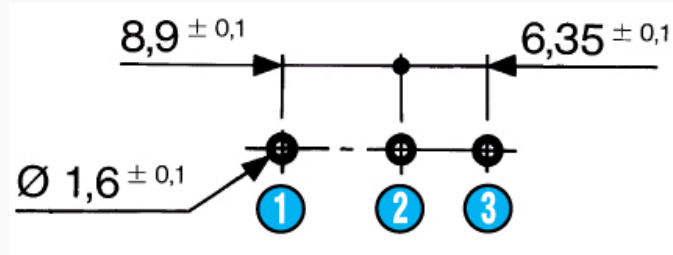


Dimensions (mm)

Drilling

Printed circuit board mounting

Asymmetrical X1 - X2 - X3



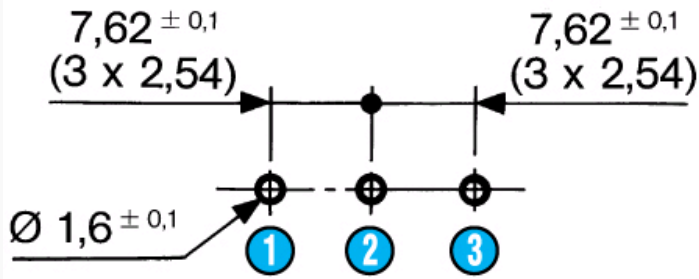
N°	Legend
1	1.C
2	4.NO
3	2.NC

Dimensions (mm)

Drilling

Printed circuit board mounting

Symmetrical X1S - X2S - X3S

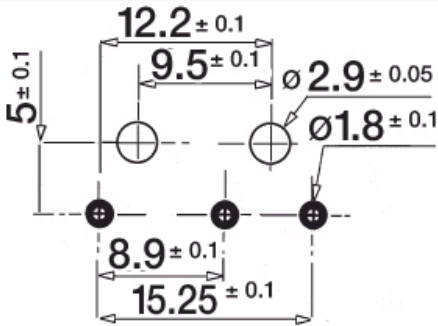


N°	Legend
1	1.C
2	4.NO
3	2.NC

**Dimensions (mm)**

**Drilling**

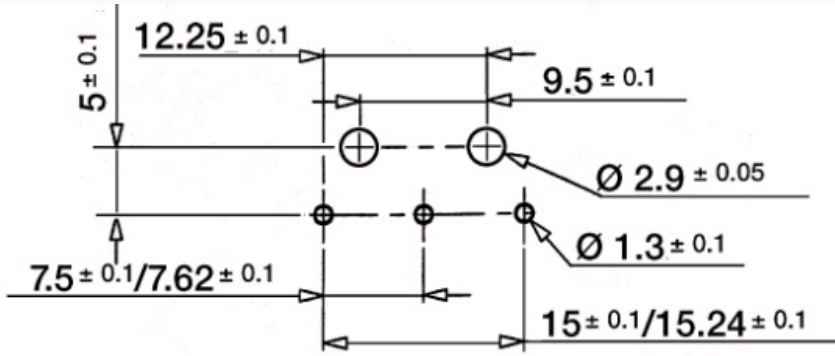
Mounting on a printed circuit board with fixing pins  
Asymmetrical



**Dimensions (mm)**

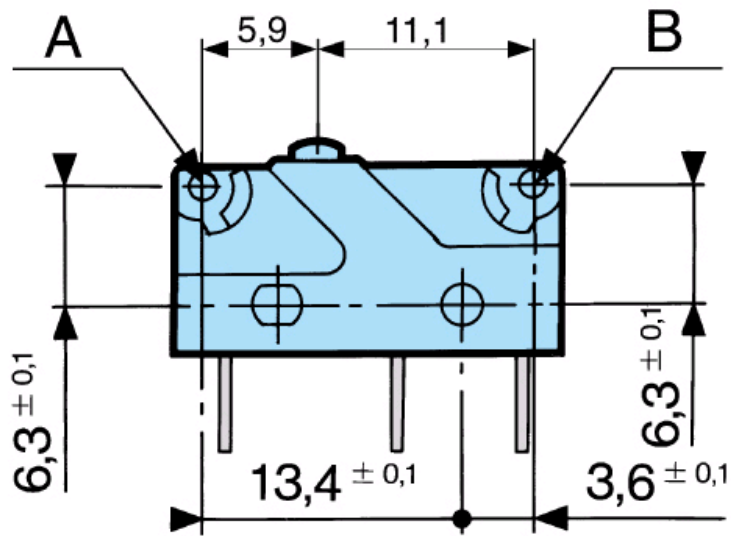
**Drilling**

Mounting on a printed circuit board with fixing pins  
Symmetrical



**Dimensions (mm)**

**Actuator mounting positions**

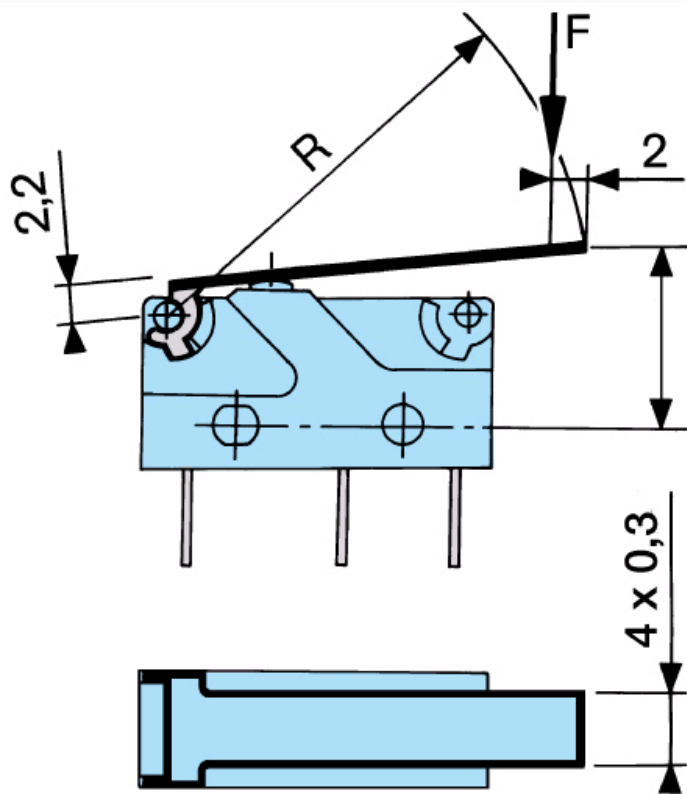


Fixing position Except where otherwise indicated, levers are supplied unmounted. For factory mounting, specify fixing position A or B. To calculate force : divide the switch force by the coefficient in the table. To calculate travel : multiply the switch travel by the same coefficient.

#### Dimensions (mm)

#### Actuators

170A

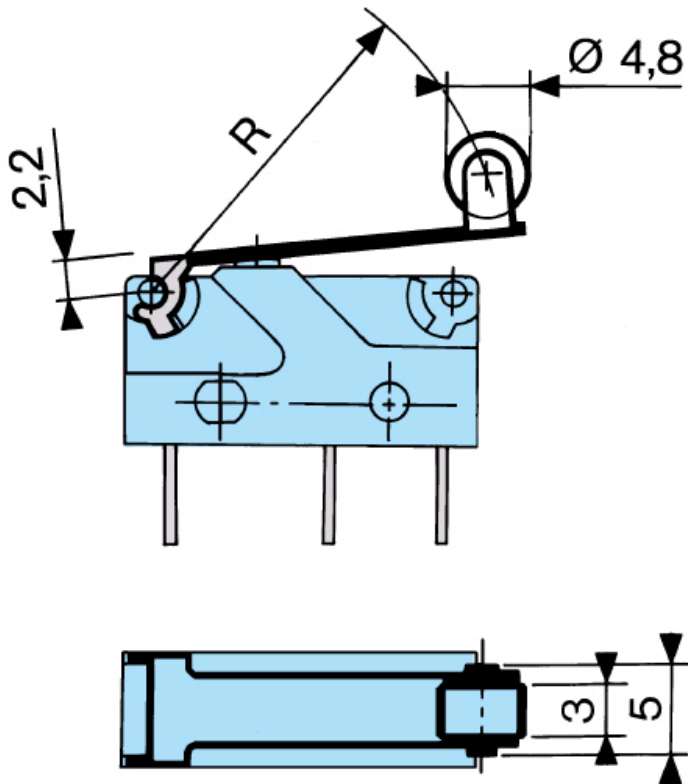


Fixing position Except where otherwise indicated, levers are supplied unmounted. For factory mounting, specify fixing position A or B. To calculate force : divide the switch force by the coefficient in the table. To calculate travel : multiply the switch travel by the same coefficient.

#### Dimensions (mm)

#### Actuators

170E

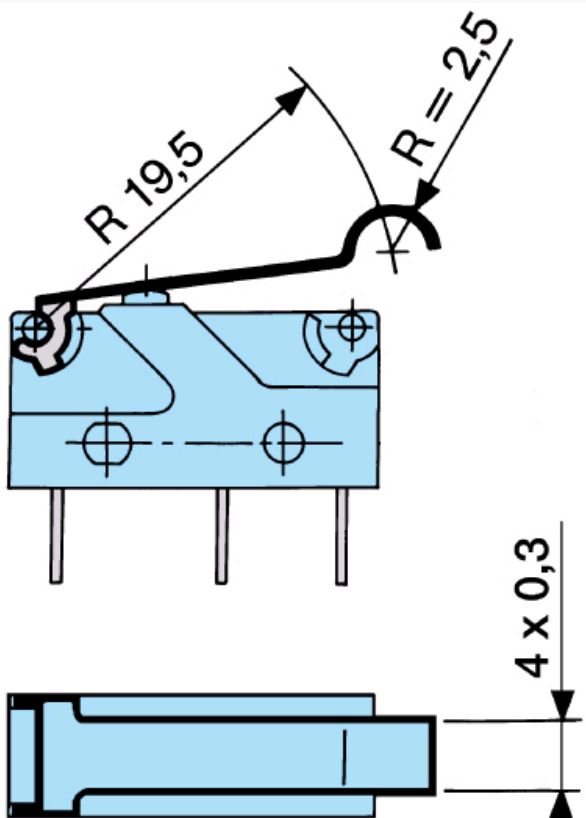


Fixing position Except where otherwise indicated, levers are supplied unmounted. For factory mounting, specify fixing position A or B. To calculate force : divide the switch force by the coefficient in the table. To calculate travel : multiply the switch travel by the same coefficient.

#### Dimensions (mm)

#### Actuators

170F

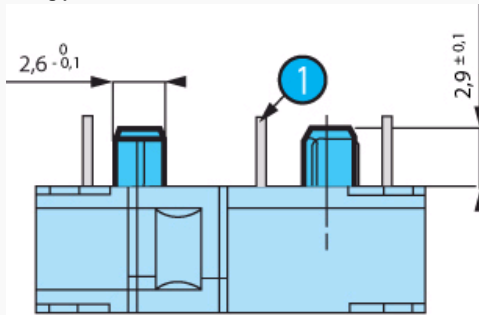


Fixing position Except where otherwise indicated, levers are supplied unmounted. For factory mounting, specify fixing position A or B. To calculate force : divide the switch force by the coefficient in the table. To calculate travel : multiply the switch travel by the same coefficient.

### Dimensions (mm)

#### Mounting accessories

##### Fixing pins



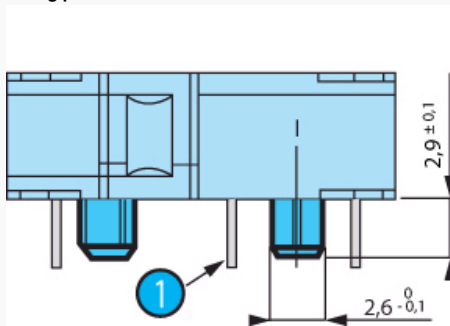
Fixing position Except where otherwise indicated, levers are supplied unmounted. For factory mounting, specify fixing position A or B. To calculate force : divide the switch force by the coefficient in the table. To calculate travel : multiply the switch travel by the same coefficient.

N°	Legend
①	Output on unit side : X2

### Dimensions (mm)

#### Mounting accessories

##### Fixing pins



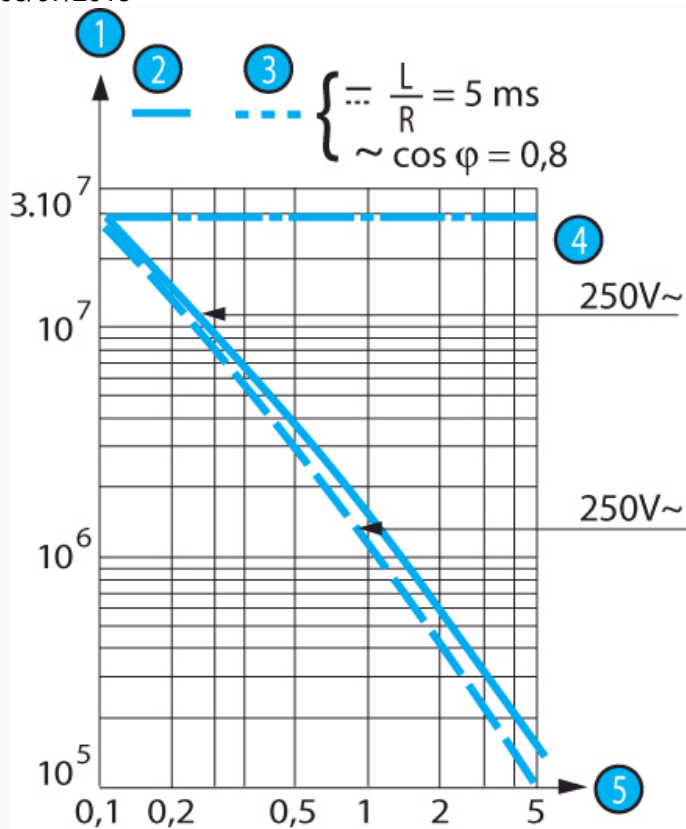
Fixing position Except where otherwise indicated, levers are supplied unmounted. For factory mounting, specify fixing position A or B. To calculate force : divide the switch force by the coefficient in the table. To calculate travel : multiply the switch travel by the same coefficient.

N°	Legend
①	Output on cover side : X3

### Curves

#### Operating curve for type 831704





N°	Legend
1	Number of cycles
2	Resistive circuit
3	Inductive circuit
4	Mechanical life limit
5	Current in Amps

Connections

Actuators and fixing positions

Part numbers for standard actuators	79253327	79253326	79253328	79218454	79253329	
Actuators	Flat 170A R18.3	Flat 170A R24	Flat 170A R41	Roller 170E R20	Dummy roller 170F	
Fixing positions						
Coefficient	A B	A B	A B	A B	A B	
Tripping point	3 1.5	4 2	7 3.5	3 1.5	3 1.5	
	10 <sup>+14</sup>	9.2 <sup>+10</sup>	10.7 <sup>+17</sup> 9.6 <sup>+11</sup>	12.7 <sup>+18</sup> 10.6 <sup>+14</sup>	15.5 <sup>+14</sup> 14.5 <sup>+10</sup>	12.9 <sup>+13</sup> 11.9 <sup>+11</sup>
Levers	Screw 170D		Transverse roller 170EL			
Characteristics available on request						

Other information

Mounting - Operation

See basic technical concepts

Product adaptations



- Special levers
- Special connections



Компания «ЭлектроПласт» предлагает заключение долгосрочных отношений при поставках импортных электронных компонентов на взаимовыгодных условиях!

Наши преимущества:

- Оперативные поставки широкого спектра электронных компонентов отечественного и импортного производства напрямую от производителей и с крупнейших мировых складов;
- Поставка более 17-ти миллионов наименований электронных компонентов;
- Поставка сложных, дефицитных, либо снятых с производства позиций;
- Оперативные сроки поставки под заказ (от 5 рабочих дней);
- Экспресс доставка в любую точку России;
- Техническая поддержка проекта, помощь в подборе аналогов, поставка прототипов;
- Система менеджмента качества сертифицирована по Международному стандарту ISO 9001;
- Лицензия ФСБ на осуществление работ с использованием сведений, составляющих государственную тайну;
- Поставка специализированных компонентов (Xilinx, Altera, Analog Devices, Intersil, Interpoint, Microsemi, Aeroflex, Peregrine, Syfer, Eurofarad, Texas Instrument, Miteq, Cobham, E2V, MA-COM, Hittite, Mini-Circuits, General Dynamics и др.);

Помимо этого, одним из направлений компании «ЭлектроПласт» является направление «Источники питания». Мы предлагаем Вам помощь Конструкторского отдела:

- Подбор оптимального решения, техническое обоснование при выборе компонента;
- Подбор аналогов;
- Консультации по применению компонента;
- Поставка образцов и прототипов;
- Техническая поддержка проекта;
- Защита от снятия компонента с производства.



#### Как с нами связаться

**Телефон:** 8 (812) 309 58 32 (многоканальный)

**Факс:** 8 (812) 320-02-42

**Электронная почта:** [org@eplast1.ru](mailto:org@eplast1.ru)

**Адрес:** 198099, г. Санкт-Петербург, ул. Калинина, дом 2, корпус 4, литера А.