

6000 Series Duplex LC Fiber Buccaneer

The 6000 Series Fiber connectors are built to withstand the harshest of environments. Rated IP66, IP68 and IP69K when mated, the connectors also feature a secure, yet easy to operate 30 degree locking mechanism. This tamperproof lock also prevents accidental un-mating. IP68 rating tested at 1.054kg/sq cm (15lb/sq in) 10m depth for 2 weeks Duplex LC-Type Interface, the connector also features EN60068-2-52 Test Kb Salt Mist (Cyclic) Marine Severity Level 1.


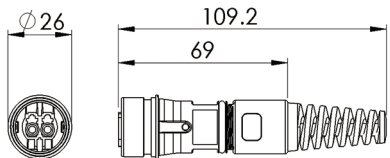



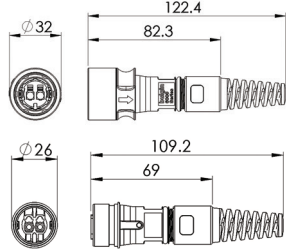
- Sealed to IP66 IP68 and IP69K when Mated
- IP68 Rating Tested at 1.054kg/sq cm (15lb/sq in) 10m Depth for 2 Weeks
- Duplex LC-Type Interface
- Cabled Versions: 0S1, 0M1, 0M3
- Cable Range from 5 to 450M
- Diameter Over Coupling Ring 32.0mm
- Flex, Flex In-Line & Rear Panel
- Secure, Proven Locking System
- 30° Twist Locking - Tamperproof Lock Prevents Accidental Un-Mating
- All Plastic Body Version; UL94-V0 Rated, UV Stable, Halogen Free
- Light-Weight, Self-Extinguishing Material Suitable for Long-Term Outdoor use.
- Sealing Caps available to Maintain IP68 Rating
- EN60068-2-52 Test Kb Salt Mist (Cyclic) Marine Severity Level 1


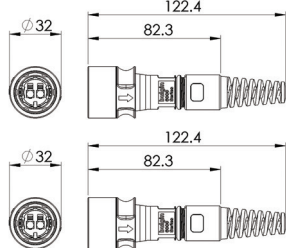
6000 Series Duplex LC Fiber Buccaneer


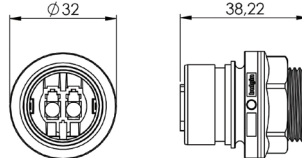


| | | |
|---|--|---|
| <p>Duplex LC Fiber</p>  <p>PXF6050XXX</p> | <ul style="list-style-type: none"> ○ Patchcords with IP68 Connectors ○ Available in 5 - 450m Lengths ○ Supplied with LC Fiber Plug ○ 0S1, 0M1 or 0M3 Cable Options |  |
|---|--|---|

| | | |
|---|--|---|
| <p>Duplex LC Fiber</p>  <p>PXF6051XXX</p> | <ul style="list-style-type: none"> ○ Patchcords with IP68 Connectors ○ Available in 5 - 450m Lengths ○ Supplied with LC Fiber Plug ○ 0S1, 0M1 or 0M3 Cable Options |  |
|---|--|---|

| | | |
|---|--|--|
| <p>Duplex LC Fiber</p>  <p>PXF6054XXX</p> | <ul style="list-style-type: none"> ○ Patchcords with IP68 Connectors ○ Available in 5 - 450m Lengths ○ Supplied with LC Fiber Plug ○ 0S1, 0M1 or 0M3 Cable Options |  |
|---|--|--|

| | | |
|---|--|---|
| <p>Duplex LC Fiber</p>  <p>PXF6055XXX</p> | <ul style="list-style-type: none"> ○ Patchcords with IP68 Connectors ○ Available in 5 - 450m Lengths ○ Supplied with LC Fiber Plug ○ 0S1, 0M1 or 0M3 Cable Options |  |
|---|--|---|

| | | |
|---|---|---|
| <p>Rear Panel Mounting Connector</p>  <p>PXF6052XXX</p> | <ul style="list-style-type: none"> ○ LC Fiber Adapter ○ Leaded with LC Connector ○ Socket Variant Mates with PXF6050 Type Connectors |  |
|---|---|---|

6000 Series Duplex LC Fiber Buccaneer

| | | |
|---|--|---|
| <p>Flex Cable Connector</p>  <p>PXF6050X</p> | <ul style="list-style-type: none"> ⬡ Mates with Flex In-Line or Panel Mounting versions PXF6051, PXF6053 ⬡ 30° Turn Locking Ring ⬡ Supplied without LC Connectors |  |
| <p>In-Line Flex Cable Connector</p>  <p>PXF6051X</p> | <ul style="list-style-type: none"> ⬡ Mates with Flex Cable Connector PXF6050 ⬡ For In-Line Connection ⬡ Supplied without LC Connectors |  |
| <p>Rear Panel Mounting Connector</p>  <p>PXF6052X</p> | <ul style="list-style-type: none"> ⬡ Mates with Flex Cable Connector PXF6050 ⬡ Rear Panel Mounting ⬡ Single Hole Fixing ⬡ Supplied without LC Connectors |  |

6000 Series Duplex LC Fiber Buccaneer

| | | |
|---|--|---|
| <p>Sealing Caps</p>  <p>PXP6081 PXP6083</p> | <ul style="list-style-type: none"> ⬡ Sealing Caps to Maintain IP Rating ⬡ PXP6081 for Cable Connectors PXF6050 ⬡ PXP6083 for Front Panel Mount Connectors PXF6052 & PXF6051 with 30° Twist Lock |  <p>PXP6081</p> <p>PXP6083</p> |
|---|--|---|

| Part No. | Description |
|----------|---|
| PXP6081 | Sealing Cap for Flex Cable Connectors (PXF6050) |
| PXP6083 | Sealing Cap for Front Panel Mounting Connector (PXF6052, PXF6051) |

6000 Series Duplex LC Fiber Buccaneer

Cables & Connectors:

Mechanical

Sealing: IP69K, DIN40050-9
IP68, EN60529:1992+A2:2013
(10m depth for 2 weeks)
IP66, EN60529:1992+A2:2013

Panel Mount Nut: 1.0 - 1.1NM (91lb.in)

Operating Temperature: -25°C to +70°C

Salt Mist: EN60068-2-52 Test Kb Salt Mist
(Cyclic) Marine Severity Level 1

Optical

IEC 61753-1:

Max Insertion Loss: 0.2db } single mode

AVG Insertion Loss: 0.1db } single mode

Material

Flex and panel types: Polyamide

Body Mouldings: UL94v-0

Flammability Rating: To EN 500021:1999

UV Resistance:

Cable Outer Jacket: Polyethylene for UV and Weather Resistance

O Rings: Silicone

Panel Sealing O Ring: Silicone

RoHS Compliant

Fiber Specification - SECTION OSI:

Item:

Fiber Type: /

Mode Field Diameter:

Cladding Diameter:

Core Concentricity Error:

Cladding Non-Circularity:

Coating Diameter:

Coating-Cladding Concentricity Error:

Cut-Off Wavelength:

Uncabled Fiber Macrobending Loss:

Min. Proof Stress:

Dynamic Fatigue Parameter:

Chromatic Dispersion Coefficient:

Other Parameters Meet Standard:

Detail:

/

Wavelength

Range of Nominal Values

Tolerance

Nominal

Tolerance

Nominal

Tolerance

Radius(mm)

Number of Turns

Max. at 1550nm(dB)

Max. at 1625 nm (dB)

λ0min

λ0max

S0max

ITU-T G.657

Specification:

G.657A2 (OS1)

1310mm

8.6µm -9.5µm

±0.4 µm

125.0µm

±0.7 µm

≤0.5µm

≤1%

245µm

±10µm

≤12.5µm

≤1260 nm

| | | |
|------|-----|-----|
| 15 | 10 | 7.5 |
| 10 | 1 | 1 |
| 0.03 | 0.1 | 0.5 |
| 0.1 | 0.2 | 1.0 |

0.69 GPa

≥20

1300 nm

1324 nm

0.092 ps/nm² ×km

Cable Construction:



6000 Series Duplex LC Fiber Buccaneer

Optical Cable Specification:

Structure Parameter

| | | | | |
|---------------------------------------|--------------------------|--|-----|-----|
| Tight Buffer: | Material | Polyolefin (POE) | | |
| | Outer Diameter | 0.85mm±0.05mm | | |
| Strength Member: | Material | Aramid Yarn | | |
| Outer Sheath: | Sheath Material | Polyolefin (POE) | | |
| | Sheath Color | Yellow (Pantone 136C) Chromatic Aberration E: ≤4.0 | | |
| | Min. Sheath Thickness | 0.3mm | | |
| | Dimension | 2.0mm±0.1mm | | |
| Transmission Performance | Wavelength 1310nm~1625nm | ≤0.4 dB/km | | |
| | Maximum at 1383 nm ±3 nm | ≤0.4 dB/km | | |
| Attenuation Coefficient: | Wavelength 1550nm | ≤0.3 dB/km | | |
| Macrobending Loss: | Radius(mm) | 15 | 10 | 7.5 |
| | Number of Turns | 10 | 1 | 1 |
| | Max. at 1550 nm(dB) | 0.03 | 0.1 | 0.5 |
| | Max. at 1625 nm (dB) | 0.1 | 0.2 | 1.0 |
| Other Performances | | | | |
| Min. Bending Radius of Work: | | 10mm | | |
| Other Parameter Meet Standard: | | IEC60794-2-50, YD/T1258.2, ITU-T G.657 | | |

6000 Series Duplex LC Fiber Buccaneer

Fiber Specification - SECTION OMI:

| Item: | Detail: | Specification: |
|---|-------------------------------------|---------------------|
| Fiber Type: | / | 62.5/125(A1b) (OM1) |
| Core Diameter: | Normal Value | 62.5 μm |
| | Tolerance | ±3 μm |
| Cladding Diameter: | Nominal | 125.0μm |
| | Tolerance | ±2 μm |
| Core-Cladding Concentricity Error: | | ≤3μm |
| Cladding Non-Circularity: | | ≤2% |
| Core Non-Circularity: | | ≤6% |
| Primary Coating Diameter (Uncoloured): | Nominal | 245μm |
| | Tolerance | ±10μm |
| Primary Coating-Cladding Concentricity Error: | | ≤12.5μm |
| Uncabled Fiber Macrobending Loss: | Radius(mm) | 37.5 |
| | Number of Turns | 100 |
| | At Wavelengths 850 nm & 1300nm (dB) | 0.5 |
| Min. Proof Stress: | | 0.69 GPa |
| Dynamic Fatigue Parameter: | | ≥20 |
| Minimum Modal Bandwidth- Length: | Wavelength 850 nm | 200 MHzkm |
| Product for Overfilled Launch: | Wavelength 1300 nm | 500 MHzkm |
| Other Parameters Meet Standard: | IEC 60793-2-10 | |

Cable Construction:



Optical Cable Specification:

Structure Parameter

| | | |
|------------------|-----------------------|---|
| Tight Buffer: | Material | Polyolefin (POE) |
| | Outer Diameter | 0.85mm±0.05mm |
| Strength Member: | Material | Aramid Yarn |
| | Sheath Material | Polyolefin (POE) |
| Outer Sheath: | Sheath Color | Orange(Pantone 164C) Chromatic Aberration E: ≤4.0 |
| | Min. Sheath Thickness | 0.3mm |
| | Dimension | 2.0mm±0.1mm |

Transmission Performance

| | | |
|--------------------------|-------------------|------------|
| Attenuation Coefficient: | Wavelength 850m | ≤3.5 dB/km |
| | Wavelength 1300nm | ≤1.5 dB/km |

Other Performances

| | |
|--------------------------------|---------------------------|
| Min. Bending Radius of Work: | 30mm |
| Other Parameter Meet Standard: | IEC60794-2-50, YD/T1258.2 |

6000 Series Duplex LC Fiber Buccaneer

Fiber Specification - SECTION OM3:

| Item: | Detail: | Specification: |
|--|--|---|
| Fiber Type: | / | 50/125(OM3) |
| Core Diameter: | Normal value | 50 μm |
| | Tolerance | $\pm 2.5 \mu\text{m}$ |
| Cladding Diameter: | Nominal | 125.0 μm |
| | Tolerance | $\pm 2 \mu\text{m}$ |
| Core-Cladding Concentricity Error: | | $\leq 3 \mu\text{m}$ |
| Cladding Non-Circularity: | | $\leq 2\%$ |
| Core Non-Circularity: | | $\leq 6\%$ |
| Primary Coating Diameter (Uncoloured): | Nominal | 245 μm |
| Primary Coating-Cladding | Tolerance | $\pm 10 \mu\text{m}$ |
| Concentricity Error: | | $\leq 12.5 \mu\text{m}$ |
| Uncabled Fiber Macrobending Loss: | Radius(mm) | 15 7.5 |
| | Number of turns | 2 2 |
| | Max. at 850 nm (dB) | 0.1 0.2 |
| | Max. at 1300 nm (dB) | 0.3 0.5 |
| | Overfilled Launch Bandwidth at 850nm | 1500 MHz. km |
| | Overfilled Launch Bandwidth at 1300nm | 500 MHz. km |
| | Effective Laser Launch Bandwidth at 850nm | 2000 MHz. km |
| Min. Mode Bandwidth: | | 0.69 GPa |
| Min. Proof Stress: | | ≤ 20 |
| Dynamic Fatigue Parameter: | $\lambda_{0\text{min}}$ | 1295 nm |
| | $\lambda_{0\text{max}}$ | 1340 nm |
| Chromatic Dispersion Coefficient: | S0max (from 1295nm $\leq \lambda_0 \leq$ 1310nm) | 0.105 ps/nm ² × km |
| | S0max (from 1310nm $\leq \lambda_0 \leq$ 1340nm) | 0.000375 (1590- λ_0) ps/nm ² × km |
| Other Parameters Meet Standard: | IEC 60793-2-10 | |

Cable Construction:



Optical Cable Specification:

Structure Parameter

| | | |
|------------------|-----------------------|---|
| Tight Buffer: | Material | Polyolefin (POE) |
| | Outer Diameter | 0.85mm \pm 0.05mm |
| Strength Member: | Material | Aramid Yarn |
| | Sheath Material | Polyolefin (POE) |
| Outer Sheath: | Sheath Color | Aqua (Pantone 3248C) Chromatic Sberration E: ≤ 4.0 |
| | Min. Sheath Thickness | 0.3mm |
| | Dimension | 2.0mm \pm 0.1mm |

Transmission Performance

| | | |
|--------------------------|----------------------|------------------|
| Attenuation Coefficient: | Wavelength 850m | ≤ 3.5 dB/km |
| | Wavelength 1300nm | ≤ 1.5 dB/km |
| Macrobending Loss: | Radius (mm) | 15 7.5 |
| | Number of Turns | 2 2 |
| | Max. at 850 nm (dB) | 0.1 0.2 |
| | Max. at 1300 nm (dB) | 0.3 0.5 |

Other Performances

| | |
|--------------------------------|---------------------------|
| Min. Bending Radius of Work: | 10mm |
| Other Parameter Meet Standard: | IEC60794-2-50, YD/T1258.2 |

6000 Series Duplex LC Fiber Buccaneer

| PXF605 x | X | XX |
|--------------------|-----------------------|---|
| Body Styles | Cable Type | Contact Type |
| PXF6050 | A = OM3 (Multimode) | Blank = No cable |
| PXF6051 | B = OM1 (Multimode) | AA = 1 (1M on Chassis Version Only PXF6052) |
| PXF6052 | C = OS1 (Single Mode) | AA = 5 |
| PXF6054 | | AB = 10 |
| PXF6055 | | AC = 15 |
| | | AD = 25 |
| | | AE = 50 |
| | | AF = 100 |
| | | AG = 150 |
| | | AH = 200 |
| | | AJ = 300 |
| | | AK = 450 |

Example:

PXF6050A = Flex connector, for OM3 (Multimode) no cable supplied

PXF6050AAA = Flex connector, OM3 multimode cable, 5 metre length to LC type connector

PXF6052BAA = Panel mount connector, OM1 multi mode cable, 1 metre length to LC type connector

Fiber Assignment:





Компания «ЭлектроПласт» предлагает заключение долгосрочных отношений при поставках импортных электронных компонентов на взаимовыгодных условиях!

Наши преимущества:

- Оперативные поставки широкого спектра электронных компонентов отечественного и импортного производства напрямую от производителей и с крупнейших мировых складов;
- Поставка более 17-ти миллионов наименований электронных компонентов;
- Поставка сложных, дефицитных, либо снятых с производства позиций;
- Оперативные сроки поставки под заказ (от 5 рабочих дней);
- Экспресс доставка в любую точку России;
- Техническая поддержка проекта, помощь в подборе аналогов, поставка прототипов;
- Система менеджмента качества сертифицирована по Международному стандарту ISO 9001;
- Лицензия ФСБ на осуществление работ с использованием сведений, составляющих государственную тайну;
- Поставка специализированных компонентов (Xilinx, Altera, Analog Devices, Intersil, Interpoint, Microsemi, Aeroflex, Peregrine, Syfer, Eurofarad, Texas Instrument, Miteq, Cobham, E2V, MA-COM, Hittite, Mini-Circuits, General Dynamics и др.);

Помимо этого, одним из направлений компании «ЭлектроПласт» является направление «Источники питания». Мы предлагаем Вам помощь Конструкторского отдела:

- Подбор оптимального решения, техническое обоснование при выборе компонента;
- Подбор аналогов;
- Консультации по применению компонента;
- Поставка образцов и прототипов;
- Техническая поддержка проекта;
- Защита от снятия компонента с производства.



Как с нами связаться

Телефон: 8 (812) 309 58 32 (многоканальный)

Факс: 8 (812) 320-02-42

Электронная почта: org@eplast1.ru

Адрес: 198099, г. Санкт-Петербург, ул. Калинина, дом 2, корпус 4, литера А.