

Surge protection connector - PT 1X2-24DC-ST - 2856032

Please be informed that the data shown in this PDF Document is generated from our Online Catalog. Please find the complete data in the user's documentation. Our General Terms of Use for Downloads are valid (<http://download.phoenixcontact.com>)



PT protective connector with protective circuit for a 2-wire floating signal circuit. HART-compatible.

The figure shows the PT 1x2-48DC-ST version

Why buy this product

- Plugs can be checked with CHECKMASTER
- Installed in conjunction with the PT 1x2...-BE base element
- Maximum ease of maintenance thanks to the two-piece design
- Base element remains an integral part of the installation
- Consistent plug-in signal circuit protection
- Protection for a floating signal circuit
- Impedance-neutral disconnection of plug for test and maintenance purposes



Key commercial data

Packing unit	1
Minimum order quantity	10
Catalog page	Page 94 (TT-2011)
GTIN	 4 017918 599201
Custom tariff number	85363010
Country of origin	GERMANY

Technical data

General

Housing material	PA 6.6
Inflammability class according to UL 94	V0
Color	black
Standards for air and creepage distances	VDE 0110-1
Standards for air and creepage distances	IEC 60664-1
Total surge current (8/20) μ s	20 kA
Ambient temperature (operation)	-40 °C ... 85 °C

Surge protection connector - PT 1X2-24DC-ST - 2856032

Technical data

General

Mounting type	On base element
Design	DIN rail module, two-section, divisible
Degree of protection	IP20
Direction of action	Line-Line & Line-Signal Ground/Shield & optional Signal Ground/ Shield-Earth Ground
Arrester can be tested with CHECKMASTER from software version:	From SW rev. 1.00
Width	17.7 mm
Height	45 mm
Depth	52 mm
Pitch unit	1 Div.

Protective circuit

IEC category	C1
IEC category	C2
IEC category	C3
IEC category	D1
VDE requirement class	C1
VDE requirement class	C2
VDE requirement class	C3
VDE requirement class	D1
Nominal voltage UN	24 V DC
Maximum continuous operating voltage UC	28 V DC
Maximum continuous operating voltage UC	20 V AC
Maximum continuous voltage UC (wire-wire)	28 V DC
Maximum continuous voltage UC (wire-ground)	20 V AC
Nominal current IN	450 mA (45°C)
Operating effective current IC at UC	≤ 5 µA
Ground conductor current IPE	≤ 2 µA (Directly grounded)
Ground conductor current IPE	≤ 1 µA (BE: 1x2+F)
Nominal discharge surge current In (8/20) µs (Core-Core)	10 kA
Nominal discharge surge current In (8/20) µs (Core-Earth)	10 kA
Total surge current (8/20) µs	20 kA
Max. discharge surge current I _{max} (8/20) µs maximum (Core-Core)	10 kA
Max. discharge surge current I _{max} (8/20) µs maximum (Core-Earth)	10 kA
Nominal pulse current I _{an} (10/1000) µs (Core-Core)	30 A
Lightning test current (10/350) µs, peak value I _{imp}	2.5 kA
Output voltage limitation at 1 kV/µs (Core-Core) spike	≤ 40 V
Output voltage limitation at 1 kV/µs (Core-Earth) spike	≤ 450 V
Output voltage limitation at 1 kV/µs (Core-Earth) spike	≤ 1 kV (BE: 1x2+F)
Output voltage limitation at 1 kV/µs (Core-Core) static	≤ 40 V
Residual voltage at I _n , (conductor-conductor)	≤ 40 V

Surge protection connector - PT 1X2-24DC-ST - 2856032

Technical data

Protective circuit

Residual voltage with I_{an} (10/1000) μ s (conductor-conductor)	≤ 50 V
Protection level UP (Core-Core)	≤ 70 V
Protection level UP (Core-Core)	≤ 50 V (C3 - 25 A)
Protection level UP (Core-Earth)	≤ 450 V
Response time t_A (Core-Core)	≤ 1 ns
Response time t_A (Core-Earth)	≤ 100 ns
Input attenuation aE, sym.	0.5 dB (≤ 1 MHz)
Input attenuation aE, sym.	0.5 dB (≤ 1 MHz / 50 Ω)
Cut-off frequency f_g (3 dB), sym. in 50 Ohm system	Typ. 6 MHz
Capacity (Core-Core)	1.4 nF
Resistance in series	2.2 Ω (1-2/5-6/7-8/11-12)
Max. required back-up fuse	500 mA (e.g. T (IEC 127-2/III))
Surge carrying capacity in acc. with IEC 61643-21 (Core-Core)	C2 (10 kV/5 kA)
Surge carrying capacity in acc. with IEC 61643-21 (Core-Core)	C3 (25 A)
Surge carrying capacity in acc. with IEC 61643-21 (Core-Earth)	C2 (10 kV/5 kA)
Surge carrying capacity in acc. with IEC 61643-21 (Core-Earth)	D1 (2.5 kA)

Connection, protective circuit

Standards/regulations	IEC 61643-21
Standards/regulations	DIN EN 61643-21
Standards/regulations	UL 497B

Classifications

eclass

eCl@ss 4.0	27140201
eCl@ss 4.1	27130801
eCl@ss 5.0	27130801
eCl@ss 5.1	27130801
eCl@ss 6.0	27130807
eCl@ss 7.0	27130807

etim

ETIM 2.0	EC000943
ETIM 3.0	EC000943
ETIM 4.0	EC000943

unspsc

UNSPSC 6.01	30212010
UNSPSC 7.0901	39121610
UNSPSC 11	39121610
UNSPSC 12.01	39121610
UNSPSC 13.2	39121620

Surge protection connector - PT 1X2-24DC-ST - 2856032

Approvals

Approvals

Approvals


UL Listed / GOST / GL

Ex Approvals

UL Listed / cUL Listed / ATEX / cULus Recognized

Approvals submitted

Approval details

UL Listed 	
Nominal current I _N	0.45 A
Nominal voltage U _N	24 V

GOST 
--

GL

Accessories

Accessories

Marking

Marker pen - X-PEN 0,35 - 0811228



Marker pen without ink cartridge, for manual labeling of markers, labeling extremely wipe-proof, line thickness 0.35 mm

Surge protection connector - PT 1X2-24DC-ST - 2856032

Accessories

Zack Marker strip, flat - ZBF 5:UNBEDRUCKT - 0808642



Zack Marker strip, flat, Strip, white, Unlabeled, Can be labeled with: Plotter, Mounting type: Snap into flat marker groove, For terminal block width: 5 mm, Lettering field: 5.1 x 5.2 mm

Zack Marker strip, flat - ZBF 5/WH-100:UNBEDRUCKT - 0808668



Zack Marker strip, flat, Strip, white, Unlabeled, Can be labeled with: Plotter, Mounting type: Snap into flat marker groove, For terminal block width: 5 mm, Lettering field: 5.15 x 5.15 mm

Zack Marker strip, flat - ZBF 5,LGS:FORTL.ZAHLEN - 0808671



Zack Marker strip, flat, Strip, white, Labeled, Printed horizontally: Consecutive numbers 1 - 10, 11 - 20, etc. up to 491 - 500, Mounting type: Snap into flat marker groove, For terminal block width: 5 mm, Lettering field: 5.15 x 5.15 mm

Zack Marker strip, flat - ZBF 5,LGS:GERADE ZAHLEN - 0810821



Zack Marker strip, flat, Strip, white, Labeled, Printed horizontally: Consecutive numbers 2 - 20, 22 - 40, etc. up to 82 - 100, Mounting type: Snap into flat marker groove, For terminal block width: 5 mm, Lettering field: 5.15 x 5.15 mm

Zack Marker strip, flat - ZBF 5,LGS:UNGERADE ZAHLEN - 0810863



Zack Marker strip, flat, Strip, white, Labeled, Printed horizontally: Odd numbers 1 - 19, 21 - 39, etc. up to 81 - 99, Mounting type: Snap into flat marker groove, For terminal block width: 5 mm, Lettering field: 5.15 x 5.15 mm

Zack Marker strip, flat - ZBF 5,QR:FORTL.ZAHLEN - 0808697



Zack Marker strip, flat, Strip, white, Labeled, Printed vertically: Consecutive numbers 1 - 10, 11 - 20, etc. up to 91 - 100, Mounting type: Snap into flat marker groove, For terminal block width: 5 mm, Lettering field: 5.15 x 5.15 mm

Surge protection connector - PT 1X2-24DC-ST - 2856032

Accessories

Zack marker strip - ZBN 18:UNBEDRUCKT - 2809128



Zack marker strip, Strip, white, Unlabeled, Can be labeled with: Plotter, Mounting type: Snap into tall marker groove, For terminal block width: 18 mm, Lettering field: 18 x 5 mm

Necessary add-on products

Surge protection base element - PT 1X2-BE - 2856113



Base element for protective plug PT with protective circuit for a 2-core floating signal circuit. Mounting on NS 35/7.5 und NS 35/15, housing width: 17.5 mm.

Surge protection base element - PT 1X2+F-BE - 2856126



Base element for protective plug PT with protective circuit for a 2-core floating signal circuit. Integrated gas arrester as coarse protection between GND and PE. Mounting on NS 35/7.5 und NS 35/15, housing width: 17.5 mm.

Additional products

Shield connection - SSA 3-6 - 2839295



shield fast connections for conductor diameter 3 - 6 mm. Potential connection cable: 200 mm, black

Shield connection - SSA 5-10 - 2839512

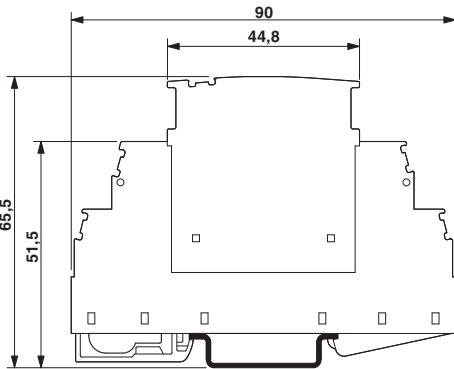


Shield fast connection for conductor diameters 5 - 10 mm. Potential connection cable: 200 mm, black

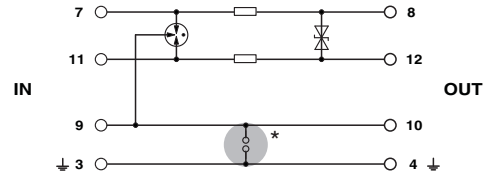
Drawings

Surge protection connector - PT 1X2-24DC-ST - 2856032

Dimensioned drawing



Circuit diagram



The figure shows the complete module consisting of a base element and connector



Компания «ЭлектроПласт» предлагает заключение долгосрочных отношений при поставках импортных электронных компонентов на взаимовыгодных условиях!

Наши преимущества:

- Оперативные поставки широкого спектра электронных компонентов отечественного и импортного производства напрямую от производителей и с крупнейших мировых складов;
- Поставка более 17-ти миллионов наименований электронных компонентов;
- Поставка сложных, дефицитных, либо снятых с производства позиций;
- Оперативные сроки поставки под заказ (от 5 рабочих дней);
- Экспресс доставка в любую точку России;
- Техническая поддержка проекта, помощь в подборе аналогов, поставка прототипов;
- Система менеджмента качества сертифицирована по Международному стандарту ISO 9001;
- Лицензия ФСБ на осуществление работ с использованием сведений, составляющих государственную тайну;
- Поставка специализированных компонентов (Xilinx, Altera, Analog Devices, Intersil, Interpoint, Microsemi, Aeroflex, Peregrine, Syfer, Eurofarad, Texas Instrument, Miteq, Cobham, E2V, MA-COM, Hittite, Mini-Circuits, General Dynamics и др.);

Помимо этого, одним из направлений компании «ЭлектроПласт» является направление «Источники питания». Мы предлагаем Вам помощь Конструкторского отдела:

- Подбор оптимального решения, техническое обоснование при выборе компонента;
- Подбор аналогов;
- Консультации по применению компонента;
- Поставка образцов и прототипов;
- Техническая поддержка проекта;
- Защита от снятия компонента с производства.



Как с нами связаться

Телефон: 8 (812) 309 58 32 (многоканальный)

Факс: 8 (812) 320-02-42

Электронная почта: org@eplast1.ru

Адрес: 198099, г. Санкт-Петербург, ул. Калинина, дом 2, корпус 4, литера А.