

SML-31 series

1608(0603)
1.6 × 0.8mm(t=0.8mm)

Features

- 1608 standard size(1.6 × 0.8mm, t=0.8mm)
- Abundant color variations with diverse luminous intensity types

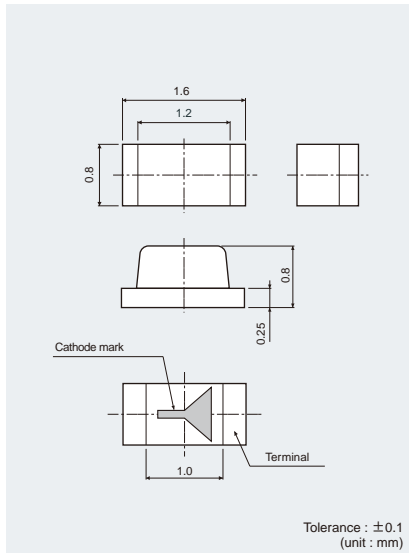


Product Specifications

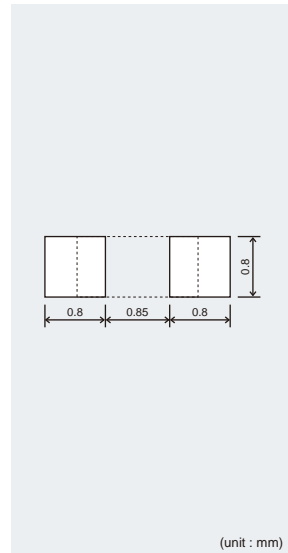
| Part No. | LED chip | Emitting color | Absolute maximum ratings (Ta=25°C) | | | | | Electrical and optical characteristics (Ta=25°C) | | | | | | | | | | | | |
|--------------|-----------------|-----------------|------------------------------------|------------------------|------------------------------|-----------------------|--------------------------------|--|-----------------------|-----|------------------------|---|----------------------------|-----|-----|----------------------------|-----|------|----|--|
| | | | Power dissipation PD(mW) | Forward current IF(mA) | Peak forward current IFP(mA) | Reverse voltage VR(V) | Operating temperature Topr(°C) | Storage temperature Tstg(°C) | Forward voltage VF(V) | | Reverse current IR(μA) | | Dominant wavelength λD(nm) | | | Luminous intensity Iv(mcd) | | | | |
| ■ SML-310VT | GaAsP on GaP | Red | 55 | | | | | | 2 | 20 | | | 625 | 630 | 635 | 20 | 1.4 | 4 | 20 | |
| ■ SML-311UT | AlGaInP on GaAs | | | 44 | | | | | 1.8 | 2 | | | 615 | 620 | 625 | 2 | 0.9 | 2.5 | 2 | |
| ■ SML-311DT | | | Orange | | | | | | | | | | 602 | 605 | 608 | | 1.6 | 3.15 | | |
| ■ SML-310DT | GaAsP on GaP | | | 55 | | | | | 2 | 20 | | | | | | 20 | 2.2 | 6.3 | 20 | |
| ■ SML-311WT | AlGaInP on GaAs | Yellow | 44 | | 60 _{±1} | 4 | | -40 to +85 | 1.8 | 2 | | 4 | 587 | 590 | 593 | 2 | 0.9 | 2.5 | 2 | |
| ■ SML-311YT | | | | | | | | | | | | | | | | | | | | |
| ■ SML-310YT | GaAsP on GaP | | | 20 | | | -30 to +85 | 2.1 | | 100 | | | 584 | 587 | 590 | | 2.2 | 6.3 | | |
| ■ SML-310MT | GaP | Yellowish Green | 55 | | | | | 2.2 | | | | | 567 | 570 | 573 | | 3.6 | 16 | | |
| ■ SML-310PT | | Green | | | | | | | | | | | | 557 | 560 | 563 | | 1.4 | 4 | |
| ■ SML312ECT | InGaN | Bluish Green | | | | | | 3.3 | 20 | | | | 520 | 527 | 535 | 20 | 90 | 200 | 20 | |
| ■ SML312EC4T | | | | | | | | 3.2 | | | | | | 525 | | | | 36 | 90 | |
| ■ SML312BCT | | Blue | | 84 | | 100 _{±2} | 5 | | 3.3 | | 5 | | | | | | | | 63 | |
| ■ SML312BC4T | | | | | | | | 3.2 | | | | | | 464 | 470 | 476 | | 22 | 46 | |

※1:Duty1/5, 200Hz / ※2:Duty1/10, 1kHz

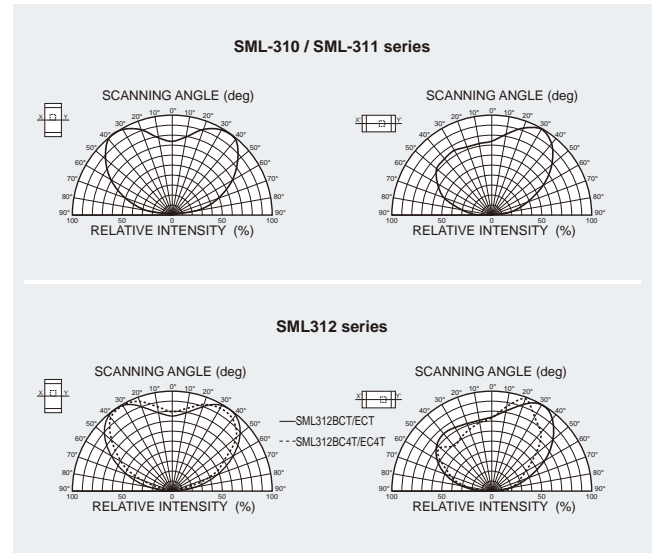
Dimensions



Recommended Solder Pattern

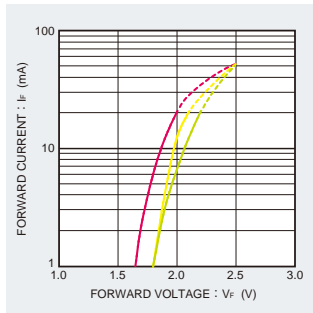


Viewing Angle

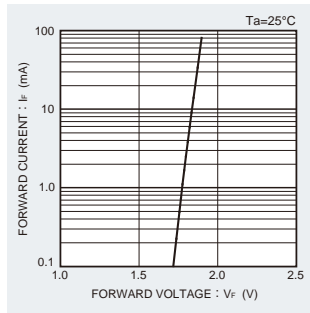


Electrical Characteristics Curves

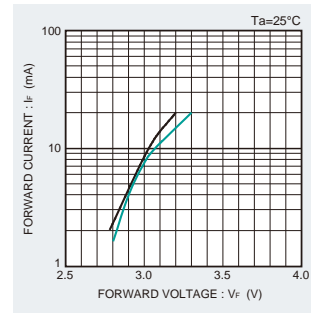
Forward Current-Forward Voltage



- SML-310VT
- SML-310DT
- SML-310YT
- SML-310MT
- SML-310PT

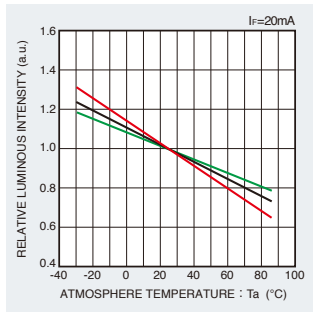


- SML-311UT
- SML-311DT
- SML-311WT
- SML-311YT

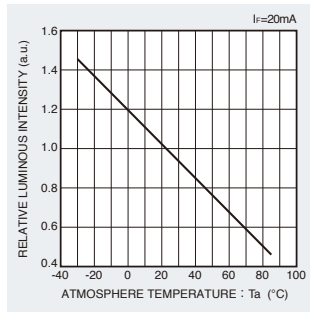


- SML312BC4T
- SML312EC4T
- SML312BCT
- SML312ECT

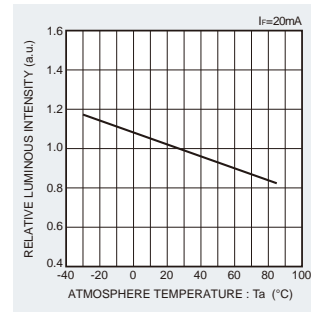
Luminous Intensity-Atmosphere Temperature



- SML-310VT
- SML-310DT
- SML-310YT
- SML-310MT
- SML-310PT

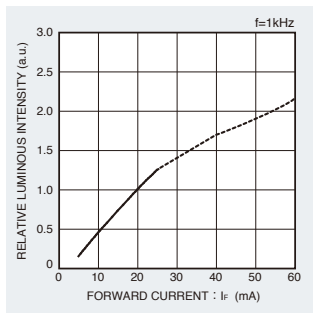


- SML-311UT
- SML-311DT
- SML-311WT
- SML-311YT

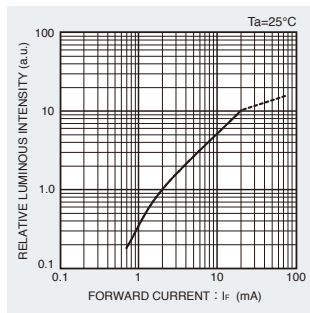


- SML312BC4T
- SML312EC4T
- SML312BCT
- SML312ECT

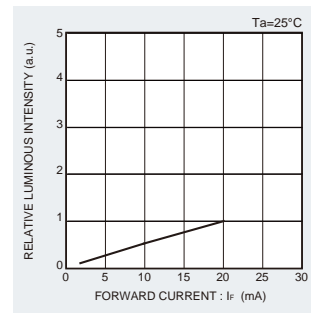
Luminous Intensity-Forward Current



- SML-310VT
- SML-310DT
- SML-310YT
- SML-310MT
- SML-310PT

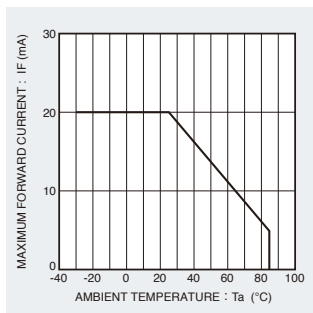


- SML-311UT
- SML-311DT
- SML-311WT
- SML-311YT

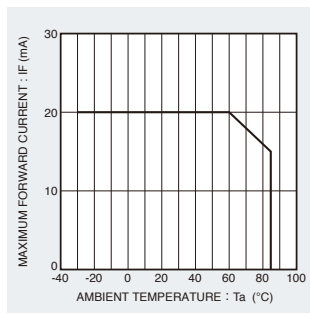


- SML312BC4T
- SML312EC4T
- SML312BCT
- SML312ECT

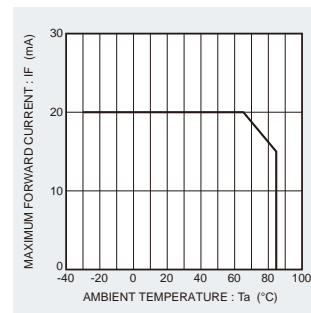
Deratings



- SML-310VT
- SML-310DT
- SML-310YT
- SML-310MT
- SML-310PT



- SML-311UT
- SML-311DT
- SML-311WT
- SML-311YT



- SML312BC4T
- SML312EC4T
- SML312BCT
- SML312ECT

SML-31 series

Rank Reference of Brightness

Red (V, U)

(Ta=25°C, If=20mA)

| Package size(mm) | Height(mm) | Luminous Intensity (mcd) | G | H | J | K | L | M | N | P | Q | R | S | T | U | V | W | X | | |
|---------------------|------------|--------------------------|-------------------------|------------|------------|------------|-----------|----------|----------|----------|----------|-----------|------------|------------|------------|------------|-------------|--------------|--|--|
| | | | 1.0 to 1.6 | 1.6 to 2.5 | 2.5 to 4.0 | 4.0 to 6.3 | 6.3 to 10 | 10 to 16 | 16 to 25 | 25 to 40 | 40 to 63 | 63 to 100 | 100 to 160 | 160 to 250 | 250 to 400 | 400 to 630 | 630 to 1000 | 1000 to 1600 | | |
| Mini-mold Chip LEDs | 1608 | 0.8 | SML-311UT ^{※1} | | | | | | | | | | | | | | | | | |
| | | | SML-310VT [※] | | | | | | | | | | | | | | | | | |

Orange (D)

(Ta=25°C, If=2mA)

| Package size(mm) | Height(mm) | Luminous Intensity (mcd) | G | H | J | K | L | M | N | P | Q | R | S | T | U | V | W | X | |
|---------------------|------------|--------------------------|------------|------------|------------|------------|-----------|----------|----------|----------|----------|-----------|------------|------------|------------|------------|-------------|--------------|--|
| | | | 1.0 to 1.6 | 1.6 to 2.5 | 2.5 to 4.0 | 4.0 to 6.3 | 6.3 to 10 | 10 to 16 | 16 to 25 | 25 to 40 | 40 to 63 | 63 to 100 | 100 to 160 | 160 to 250 | 250 to 400 | 400 to 630 | 630 to 1000 | 1000 to 1600 | |
| Mini-mold Chip LEDs | 1608 | 0.8 | SML-311DT | | | | | | | | | | | | | | | | |

Yellow (Y, W)

(Ta=25°C, If=20mA)

| Package size(mm) | Height(mm) | Luminous Intensity (mcd) | G | H | J | K | L | M | N | P | Q | R | S | T | U | V | W | X | |
|---------------------|------------|--------------------------|-------------------------|------------|------------|------------|-----------|----------|----------|----------|----------|-----------|------------|------------|------------|------------|-------------|--------------|--|
| | | | 1.0 to 1.6 | 1.6 to 2.5 | 2.5 to 4.0 | 4.0 to 6.3 | 6.3 to 10 | 10 to 16 | 16 to 25 | 25 to 40 | 40 to 63 | 63 to 100 | 100 to 160 | 160 to 250 | 250 to 400 | 400 to 630 | 630 to 1000 | 1000 to 1600 | |
| Mini-mold Chip LEDs | 1608 | 0.8 | SML-311YT ^{※1} | | | | | | | | | | | | | | | | |
| | | | SML-311WT ^{※1} | | | | | | | | | | | | | | | | |
| | | | SML-310YT [※] | | | | | | | | | | | | | | | | |

Green (M, P, E)

(Ta=25°C, If=20mA)

| Package size(mm) | Height(mm) | Luminous Intensity (mcd) | F | G | H | J | K | L | M | N | P | Q | R | S | T | U | V | W | X |
|---------------------|------------|--------------------------|------------------------|------------|------------|------------|------------|-----------|----------|----------|-------------------------|----------|-----------|------------|------------------------|------------|------------|-------------|--------------|
| | | | 0.63 to 1.0 | 1.0 to 1.6 | 1.6 to 2.5 | 2.5 to 4.0 | 4.0 to 6.3 | 6.3 to 10 | 10 to 16 | 16 to 25 | 25 to 40 | 40 to 63 | 63 to 100 | 100 to 160 | 160 to 250 | 250 to 400 | 400 to 630 | 630 to 1000 | 1000 to 1600 |
| Mini-mold Chip LEDs | 1608 | 0.8 | SML-310MT [※] | | | | | | | | | | | | SML312ECT [※] | | | | |
| | | | SML-310PT [※] | | | | | | | | SML312EC4T [※] | | | | | | | | |

Blue (B)

(Ta=25°C, If=20mA)

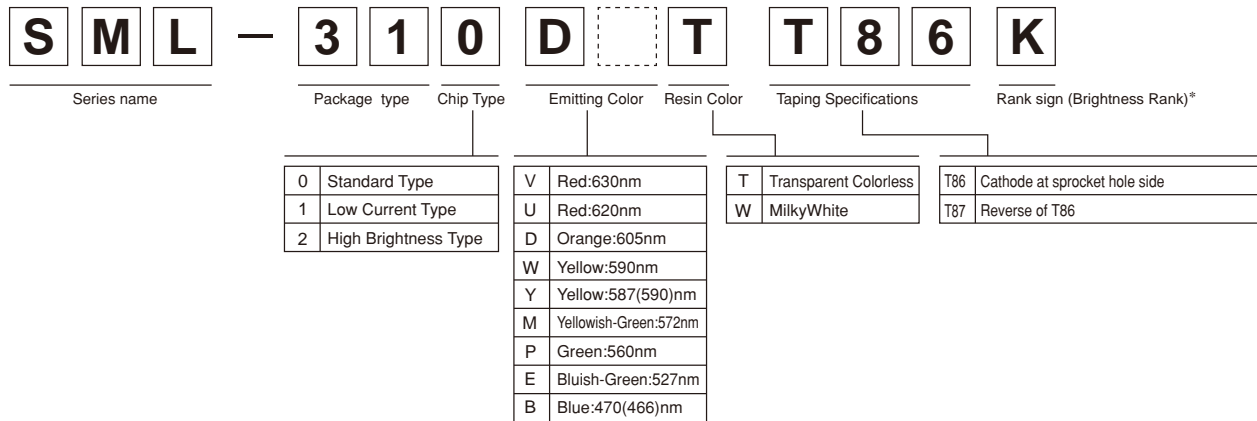
| Package size(mm) | Height(mm) | Luminous Intensity (mcd) | G | H | J | K | L | M | N | P | Q | R | S | T | U | V | W | |
|---------------------|------------|--------------------------|------------|------------|------------|------------|------------|---------|----------|----------|----------|------------|-----------|------------|------------|------------|------------|--|
| | | | 0.9 to 1.4 | 1.4 to 2.2 | 2.2 to 3.6 | 3.6 to 5.6 | 5.6 to 9.0 | 9 to 14 | 14 to 22 | 22 to 36 | 36 to 56 | 56 to 90 | 90 to 140 | 140 to 220 | 220 to 360 | 360 to 560 | 560 to 900 | |
| Mini-mold Chip LEDs | 1608 | 0.8 | | | | | | | | | | SML312BC4T | | | | | | |
| | | | | | | | | | | | | SML312BCT | | | | | | |

※Brightness on specification sheet include tolerance of within ±10%. ※1:If=2mA

Part No. Construction

* "-" will be taken out for emitting color B/E series.

Special Code will be applied for Emitting color B/E series.



- * Concerning the Brightness rank
- Please refer to the rank chart above for luminous intensity classification.
- Part name is individual for each rank.
- When shipped as sample, the part name will be a representative part name.

Packing Specification

ROHM LED products are being shipped with desiccant (silica gel) concluded in moisture-proof bags. Pasting the moisture sensitive label on the outer surface of the moisture-proof bags or enclosing the humidity indication card inside the bag is available upon request. Please contact the nearest sales office or distributor if necessary.

Notes

- 1) The information contained herein is subject to change without notice.
- 2) Before you use our Products, please contact our sales representative and verify the latest specifications :
- 3) Although ROHM is continuously working to improve product reliability and quality, semiconductors can break down and malfunction due to various factors.
Therefore, in order to prevent personal injury or fire arising from failure, please take safety measures such as complying with the derating characteristics, implementing redundant and fire prevention designs, and utilizing backups and fail-safe procedures. ROHM shall have no responsibility for any damages arising out of the use of our Products beyond the rating specified by ROHM.
- 4) Examples of application circuits, circuit constants and any other information contained herein are provided only to illustrate the standard usage and operations of the Products. The peripheral conditions must be taken into account when designing circuits for mass production.
- 5) The technical information specified herein is intended only to show the typical functions of and examples of application circuits for the Products. ROHM does not grant you, explicitly or implicitly, any license to use or exercise intellectual property or other rights held by ROHM or any other parties. ROHM shall have no responsibility whatsoever for any dispute arising out of the use of such technical information.
- 6) The Products are intended for use in general electronic equipment (i.e. AV/OA devices, communication, consumer systems, gaming/entertainment sets) as well as the applications indicated in this document.
- 7) The Products specified in this document are not designed to be radiation tolerant.
- 8) For use of our Products in applications requiring a high degree of reliability (as exemplified below), please contact and consult with a ROHM representative : transportation equipment (i.e. cars, ships, trains), primary communication equipment, traffic lights, fire/crime prevention, safety equipment, medical systems, servers, solar cells, and power transmission systems.
- 9) Do not use our Products in applications requiring extremely high reliability, such as aerospace equipment, nuclear power control systems, and submarine repeaters.
- 10) ROHM shall have no responsibility for any damages or injury arising from non-compliance with the recommended usage conditions and specifications contained herein.
- 11) ROHM has used reasonable care to ensure the accuracy of the information contained in this document. However, ROHM does not warrant that such information is error-free, and ROHM shall have no responsibility for any damages arising from any inaccuracy or misprint of such information.
- 12) Please use the Products in accordance with any applicable environmental laws and regulations, such as the RoHS Directive. For more details, including RoHS compatibility, please contact a ROHM sales office. ROHM shall have no responsibility for any damages or losses resulting from non-compliance with any applicable laws or regulations.
- 13) When providing our Products and technologies contained in this document to other countries, you must abide by the procedures and provisions stipulated in all applicable export laws and regulations, including without limitation the US Export Administration Regulations and the Foreign Exchange and Foreign Trade Act.
- 14) This document, in part or in whole, may not be reprinted or reproduced without prior consent of ROHM.



Thank you for your accessing to ROHM product informations.
More detail product informations and catalogs are available, please contact us.

ROHM Customer Support System

<http://www.rohm.com/contact/>



Компания «ЭлектроПласт» предлагает заключение долгосрочных отношений при поставках импортных электронных компонентов на взаимовыгодных условиях!

Наши преимущества:

- Оперативные поставки широкого спектра электронных компонентов отечественного и импортного производства напрямую от производителей и с крупнейших мировых складов;
- Поставка более 17-ти миллионов наименований электронных компонентов;
- Поставка сложных, дефицитных, либо снятых с производства позиций;
- Оперативные сроки поставки под заказ (от 5 рабочих дней);
- Экспресс доставка в любую точку России;
- Техническая поддержка проекта, помощь в подборе аналогов, поставка прототипов;
- Система менеджмента качества сертифицирована по Международному стандарту ISO 9001;
- Лицензия ФСБ на осуществление работ с использованием сведений, составляющих государственную тайну;
- Поставка специализированных компонентов (Xilinx, Altera, Analog Devices, Intersil, Interpoint, Microsemi, Aeroflex, Peregrine, Syfer, Eurofarad, Texas Instrument, Miteq, Cobham, E2V, MA-COM, Hittite, Mini-Circuits, General Dynamics и др.);

Помимо этого, одним из направлений компании «ЭлектроПласт» является направление «Источники питания». Мы предлагаем Вам помощь Конструкторского отдела:

- Подбор оптимального решения, техническое обоснование при выборе компонента;
- Подбор аналогов;
- Консультации по применению компонента;
- Поставка образцов и прототипов;
- Техническая поддержка проекта;
- Защита от снятия компонента с производства.



Как с нами связаться

Телефон: 8 (812) 309 58 32 (многоканальный)

Факс: 8 (812) 320-02-42

Электронная почта: org@eplast1.ru

Адрес: 198099, г. Санкт-Петербург, ул. Калинина, дом 2, корпус 4, литера А.