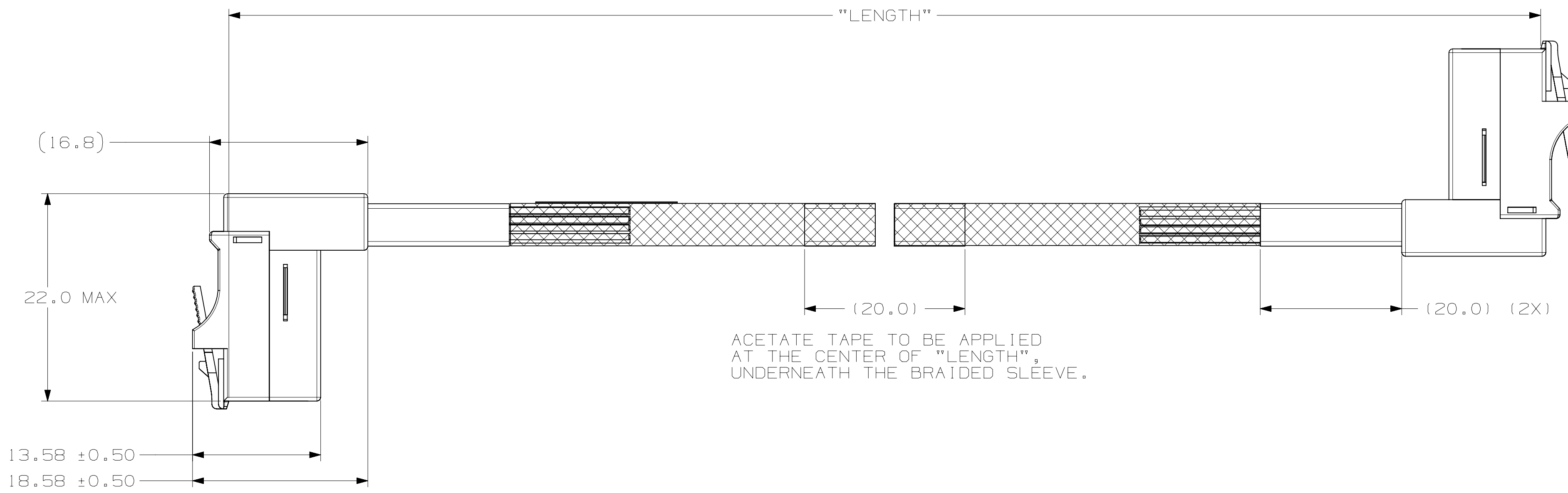
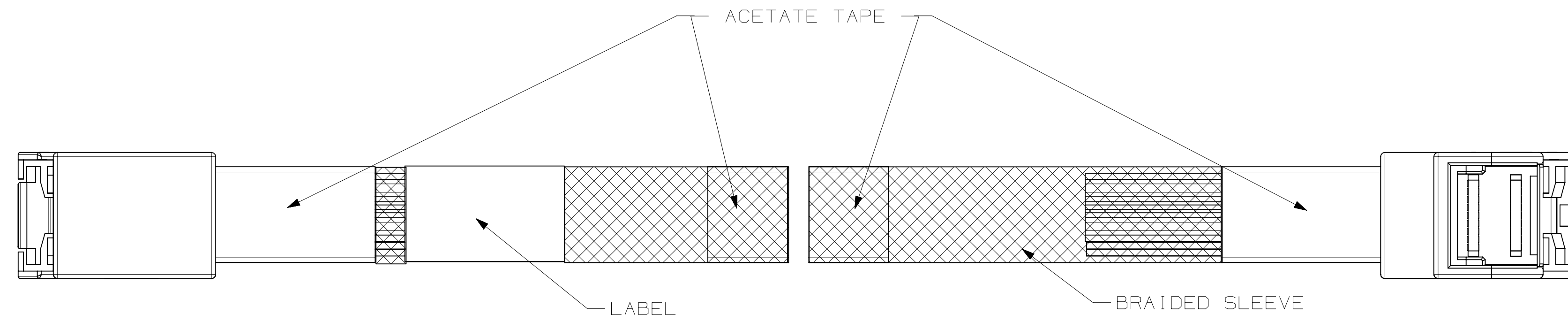
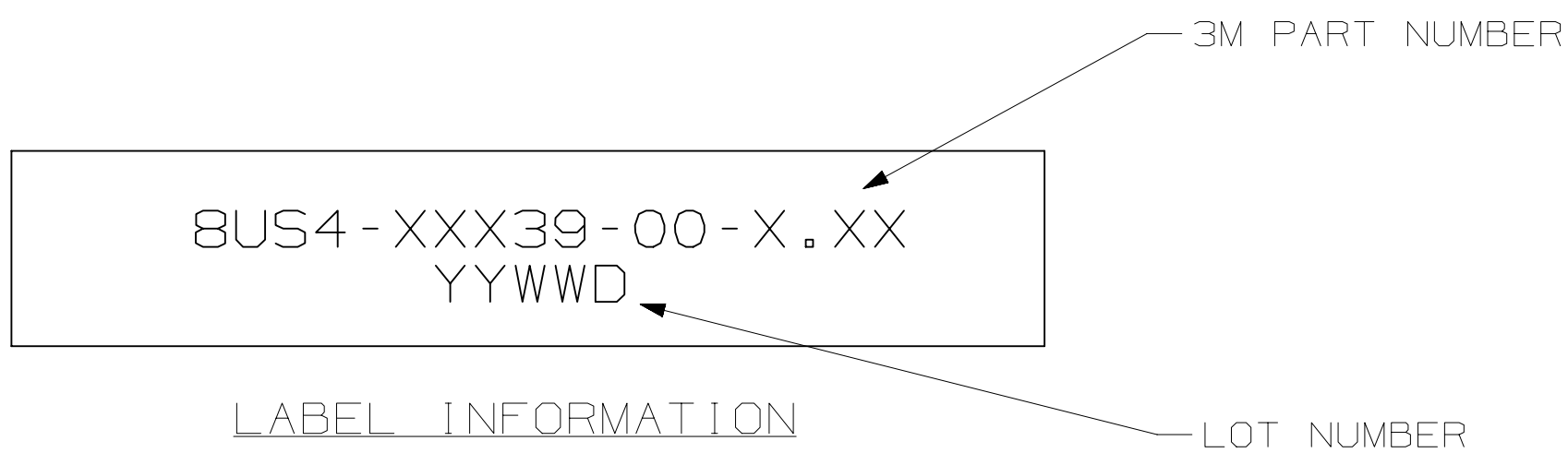
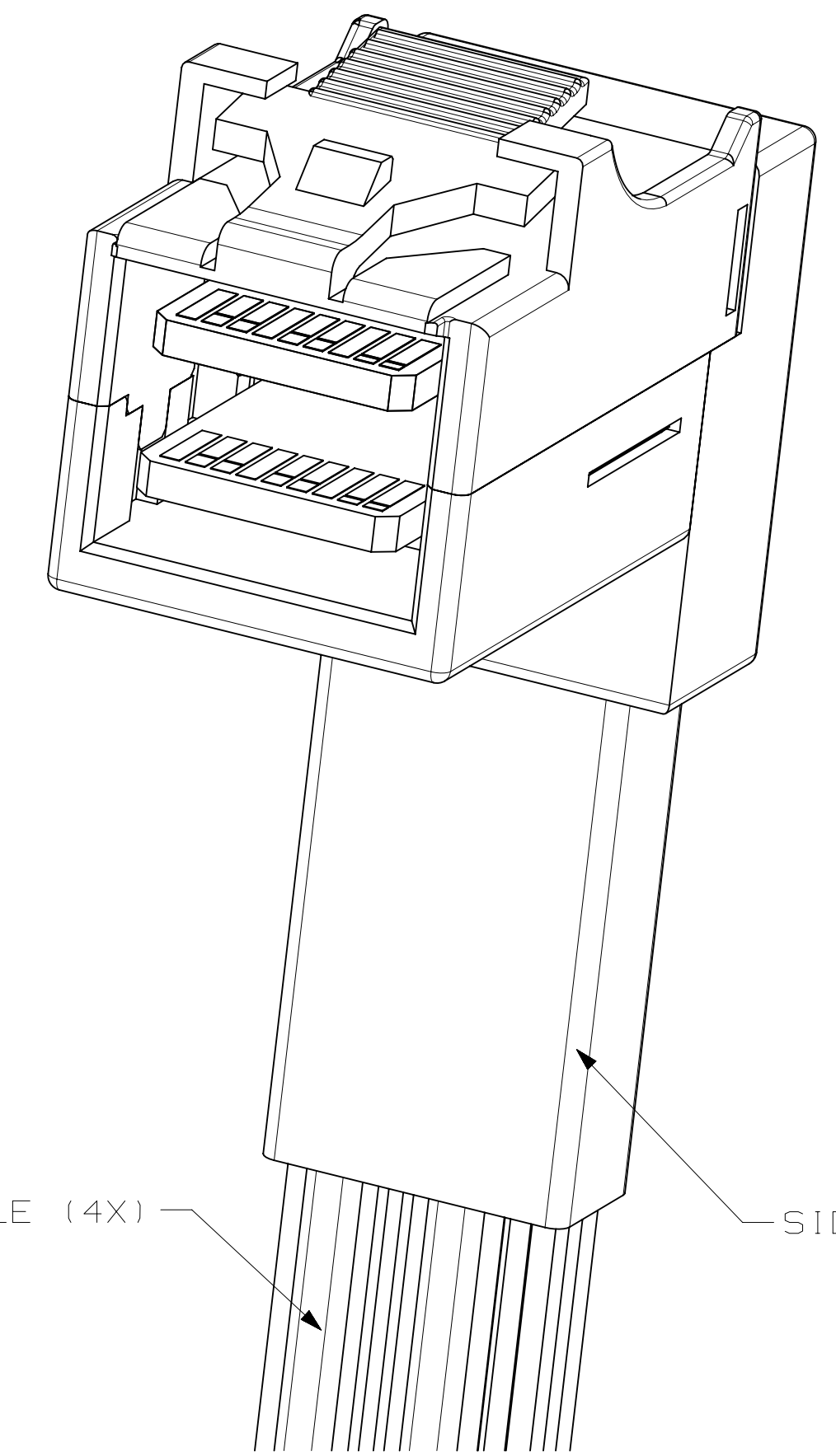


3M™ HIGH ROUTABILITY INTERNAL MINISAS HD CABLE ASSEMBLIES, 8U SERIES

RIGHT-ANGLE - TO - RIGHT-ANGLE INTERNAL MINISAS HD CABLE ASSEMBLY



ACETATE TAPE TO BE APPLIED AT THE CENTER OF "LENGTH", UNDERNEATH THE BRAIDED SLEEVE.



DESIGN REFERENCE		NEXT ASSEMBLY		REV	ECO	ISSUE DATE AND DESCRIPTION		DRFT	CHKD
DISTRIBUTION CODES				DRY	KOK HOE LEE	DATE OCT 17, 2014		MFG	DATE
DIVISION		DIVISION CODE		CHKD	YUNLONG QIAO	DATE OCT 17, 2014		APPR	DATE
DO NOT SCALE DRAWING		SCALE 1/1		TOLERANCES EXCEPT AS NOTED		© 3M COPYRIGHT 2015 This document and the information it contains are 3M property and may not be reproduced or further distributed without 3M permission, or used or disclosed other than for 3M authorized purposes. All rights reserved.			
THIRD ANGLE PROJECTION		INCHES		MILLIMETERS		TITLE INTERNAL MINISAS HD CABLE ASSEMBLY RIGHT-ANGLE CONNECTOR			
INTERPRET PER ASME Y14.5 - 1994		.00 ±		0 ± .1		CAGE NUMBER		REV.	
MAX SURFACE ROUGHNESS 125		.000 ±		.00 ± .05		D 78-5100-2651-7		A	
ALL SURFACES MARKED ONLY		.000 ± .005		ANGLES ± 1°		MODEL		SHT 1 OF 4	

DRAWING NUMBER 78-5100-2651-7

REVISION A

3M™ HIGH ROUTABILITY INTERNAL MINISAS HD CABLE ASSEMBLIES, 8U SERIES

RIGHT-ANGLE - TO - RIGHT-ANGLE INTERNAL MINISAS HD CABLE ASSEMBLY

WIRING DIAGRAMS

3M PART NUMBERING SCHEME

8US4 - XXX 39 - 00 - X.XX

"LENGTH" IN METERS

"LENGTH" TOLERANCE

±10MM FOR "LENGTH" 0.5 METER MAX
±15MM FOR "LENGTH" MORE THAN 0.5 METER

TABLE 1: DESCRIPTION FOR "XXX"

XXX	PINOUT	BRAIDED SLEEVE
AA1	STD MINISAS HD 4i WITH SIDEBANDS (SEE TABLE 2)	YES
AA2	STD MINISAS HD 4i WITH SIDEBANDS (SEE TABLE 2)	NO
CB1	MINISAS HD 4i WITHOUT SIDEBANDS (SEE TABLE 3)	YES
CB2	MINISAS HD 4i WITHOUT SIDEBANDS (SEE TABLE 3)	NO

NOTES

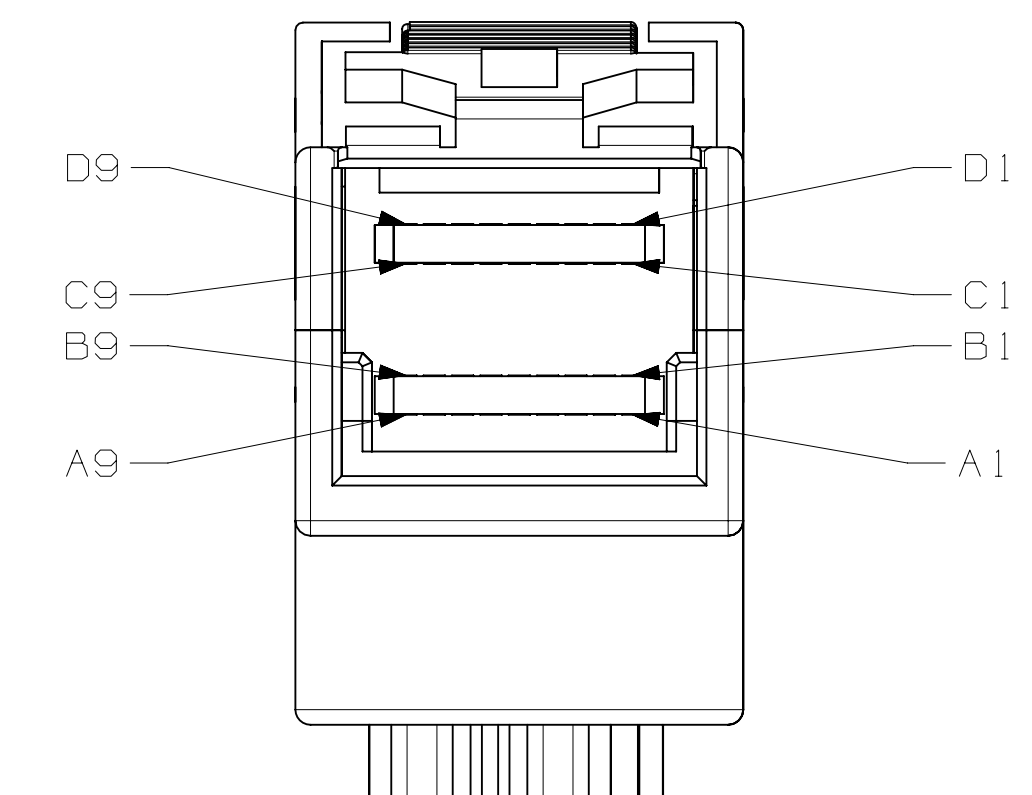
- MATERIALS:
 - HOUSING: THERMOPLASTIC
 - INNERMOULD: THERMOPLASTIC
 - 3M™ TWIN AXIAL CABLE:
 - CONDUCTORS: SOLID COPPER, Ag-PLATED SIGNALS
 - INSULATOR: POLYOLEFIN
 - SHIELDING: ALUMINIUM LAYER
 - SIDEBAND CABLE:
 - CONDUCTORS: SOLID COPPER
 - INSULATOR: THERMOPLASTIC ELASTOMER
 - PCB: LOW DIELECTRIC CONSTANT MATERIAL FOR HIGH SPEED APPLICATION
 - BRAIDED SLEEVE: THERMOPLASTIC
- ROHS COMPLIANT. SEE REGULATORY INFORMATION APPENDIX IN "ROHS COMPLIANCE" SECTION AT WWW.3M.COM/INTERCONNECT (E1 & C1 APPLY)
- UNLESS OTHERWISE NOTED, REFERENCES TO INDUSTRY SPECIFICATIONS ARE INTENDED TO INDICATE SUBSTANTIAL COMPLIANCE TO THE MATERIAL ELEMENTS OF THE SPECIFICATION. SUCH REFERENCES SHOULD NOT BE CONSTRUED AS A GUARANTEE OF COMPLIANCE TO ALL REQUIREMENTS IN A GIVEN SPECIFICATION.
- PRODUCT SPECIFICATION: 78-5102-0200-1

PINOUT 1				
POSITION	SYMBOL		SYMBOL	POSITION
D9	GROUND	—	GROUND	B9
D8	Tx2-	→	Rx2-	B8
D7	Tx2+	→	Rx2+	B7
D6	GROUND	—	GROUND	B6
D5	Tx0-	→	Rx0-	B5
D4	Tx0+	→	Rx0+	B4
D3	GROUND	—	GROUND	B3
D2	SIDEBAND 6	↔	SIDEBAND 5	D1
D1	SIDEBAND 5	↔	SIDEBAND 6	D2
C1	SIDEBAND 4	↔	SIDEBAND 2	C2
C2	SIDEBAND 2	↔	SIDEBAND 4	C1
C3	GROUND	—	GROUND	A3
C4	Tx1+	→	Rx1+	A4
C5	Tx1-	→	Rx1-	A5
C6	GROUND	—	GROUND	A6
C7	Tx3+	→	Rx3+	A7
C8	Tx3-	→	Rx3-	A8
C9	GROUND	—	GROUND	A9
B9	GROUND	—	GROUND	D9
B8	Rx2-	←	Tx2-	D8
B7	Rx2+	←	Tx2+	D7
B6	GROUND	—	GROUND	D6
B5	Rx0-	←	Tx0-	D5
B4	Rx0+	←	Tx0+	D4
B3	GROUND	—	GROUND	D3
B2	SIDEBAND 1	↔	SIDEBAND 3	B1
B1	SIDEBAND 3	↔	SIDEBAND 1	B2
A1	SIDEBAND 7	↔	SIDEBAND 0	A2
A2	SIDEBAND 0	↔	SIDEBAND 7	A1
A3	GROUND	—	GROUND	C3
A4	Rx1+	←	Tx1+	C4
A5	Rx1-	←	Tx1-	C5
A6	GROUND	—	GROUND	C6
A7	Rx3+	←	Tx3+	C7
A8	Rx3-	←	Tx3-	C8
A9	GROUND	—	GROUND	C9

TABLE 2: WITH SIDEBANDS

PINOUT 2				
POSITION	SYMBOL		SYMBOL	POSITION
D9	GROUND	—	GROUND	B9
D8	Tx2-	→	Rx2-	B8
D7	Tx2+	→	Rx2+	B7
D6	GROUND	—	GROUND	B6
D5	Tx0-	→	Rx0-	B5
D4	Tx0+	→	Rx0+	B4
D3	GROUND	—	GROUND	B3
C3	GROUND	—	GROUND	A3
C4	Tx1+	→	Rx1+	A4
C5	Tx1-	→	Rx1-	A5
C6	GROUND	—	GROUND	A6
C7	Tx3+	→	Rx3+	A7
C8	Tx3-	→	Rx3-	A8
C9	GROUND	—	GROUND	A9
B9	GROUND	—	GROUND	D9
B8	Rx2-	←	Tx2-	D8
B7	Rx2+	←	Tx2+	D7
B6	GROUND	—	GROUND	D6
B5	Rx0-	←	Tx0-	D5
B4	Rx0+	←	Tx0+	D4
B3	GROUND	—	GROUND	D3
A3	GROUND	—	GROUND	C3
A4	Rx1+	←	Tx1+	C4
A5	Rx1-	←	Tx1-	C5
A6	GROUND	—	GROUND	C6
A7	Rx3+	←	Tx3+	C7
A8	Rx3-	←	Tx3-	C8
A9	GROUND	—	GROUND	C9

TABLE 3: WITHOUT SIDEBANDS

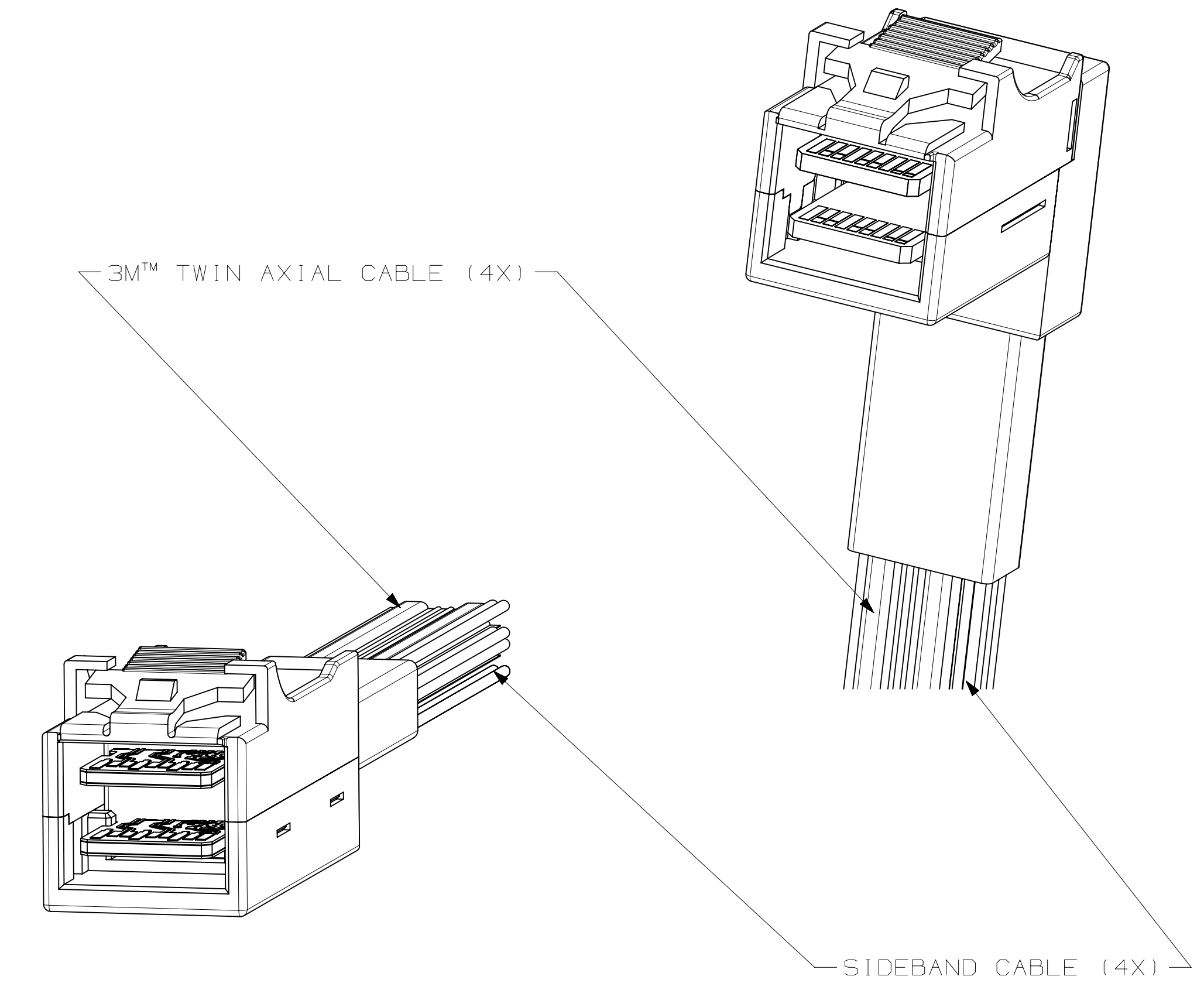
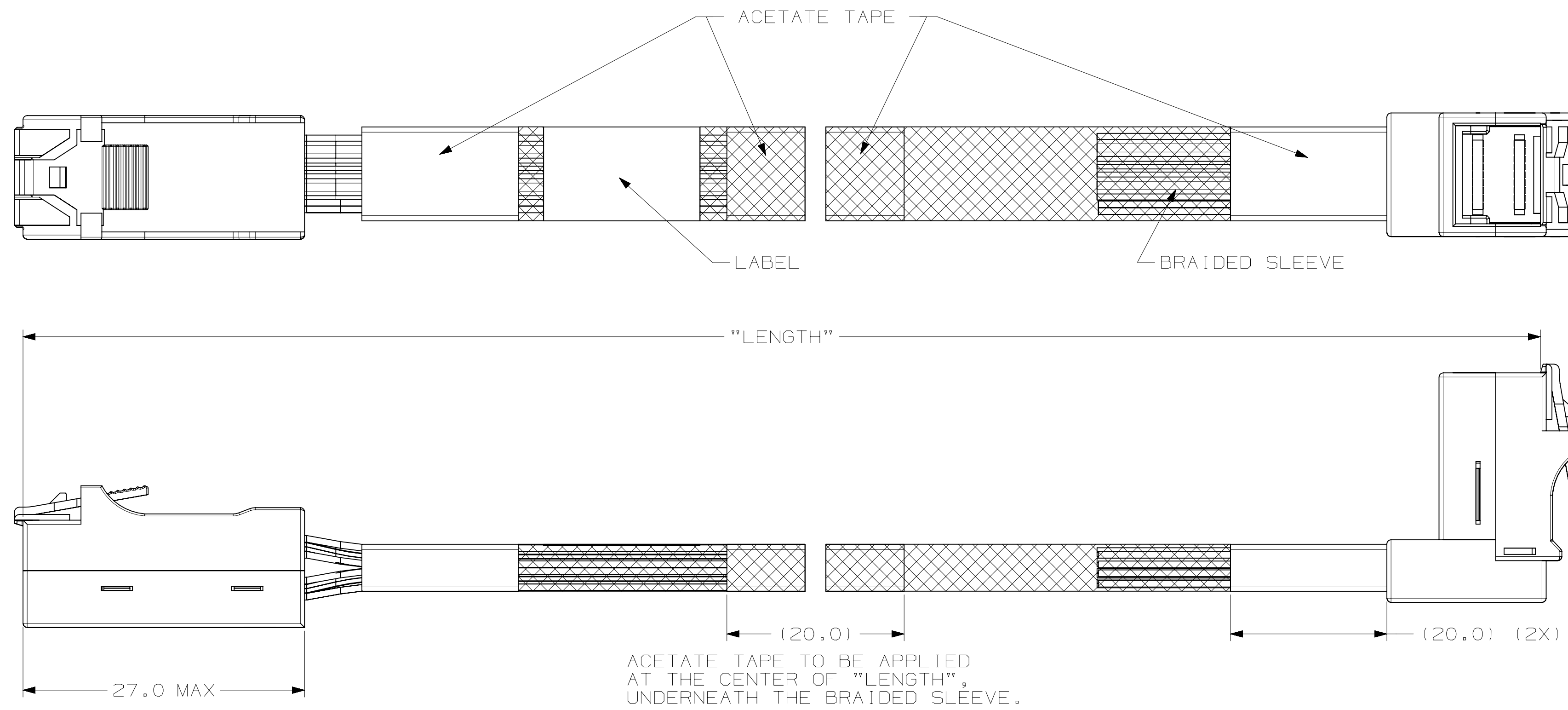


DESIGN REFERENCE	NEXT ASSEMBLY	REV	ECO	ISSUE DATE AND DESCRIPTION	DRFT	CHKD
DISTRIBUTION CODES		DRY	KOK HOE LEE	DATE	OCT 17, 2014	MFG
		CHKD	YUNLONG QIAO	DATE	OCT 17, 2014	APPR
				DATE	OCT 17, 2014	SAJJIT BANDHU
DIVISION		DIVISION CODE		© 3M COPYR [GHT] 2015 This document and the information it contains are 3M property and may not be reproduced or further distributed without 3M permission, or used or disclosed other than for 3M authorized purposes. All rights reserved.		
DO NOT SCALE DRAWING	SCALE 1/1	TOLERANCES EXCEPT AS NOTED		INCHES .00 ± .000 ± .0000 ±		
THIRD ANGLE PROJECTION	INTERPRET PER ASME Y14.5 - 1994	MILLIMETERS		0 ±.1 .0 ±.05 .000 ±.005		
MAX SURFACE ROUGHNESS 125	ALL SURFACES MARKED ONLY	ANGLES	±1°	CAGE NUMBER D 78-5100-2651-7 MODEL		
				REV. A	SHT 2 OF 4	

78-5100-2651-7
DRAWING NUMBER
REVISION

3M™ HIGH ROUTABILITY INTERNAL MINISAS HD CABLE ASSEMBLIES, 8U SERIES

RIGHT-ANGLE - TO - STANDARD INTERNAL MINISAS HD CABLE ASSEMBLY



NOTES

- FOR DETAILS ON RIGHT-ANGLE INTERNAL MINISAS HD CABLE ASSEMBLY, REFER TO SHEET 1 AND 2.
- FOR DETAILS ON STANDARD INTERNAL MINISAS HD CABLE ASSEMBLY, REFER TO DRAWING NO. 78-5100-2555-0.

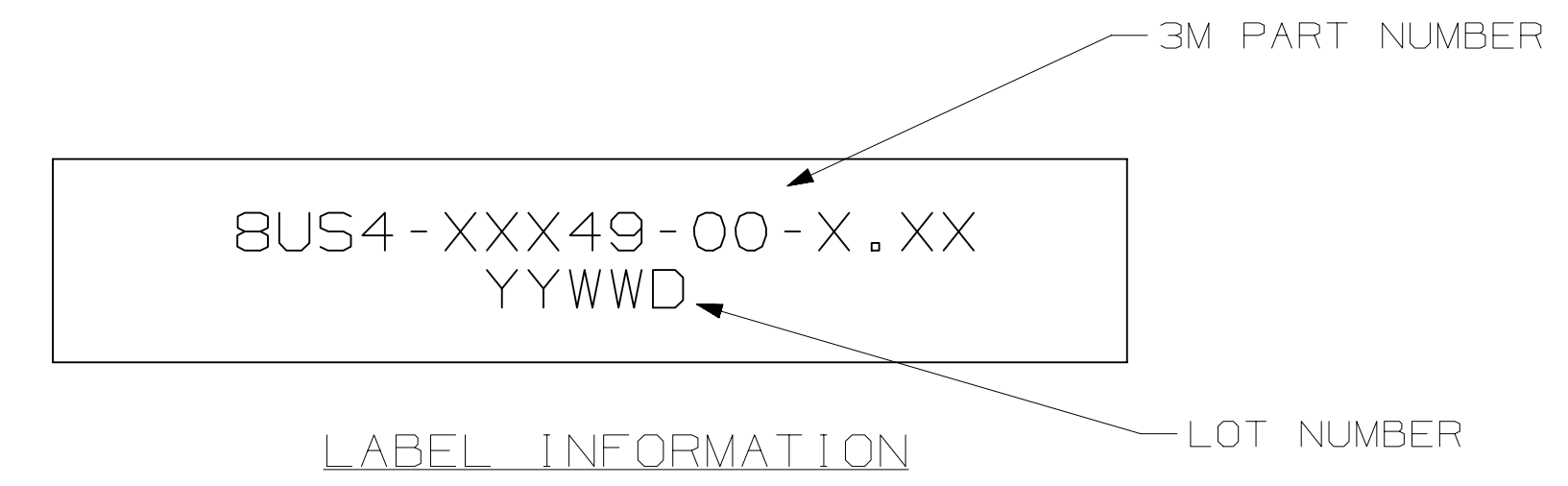
3M PART NUMBERING SCHEME

BUS4 - XXX 49 - 00 - X.XX

"LENGTH" IN METERS
 "LENGTH" TOLERANCE
 ±10MM FOR "LENGTH" 0.5 METER MAX
 ±15MM FOR "LENGTH" MORE THAN 0.5 METER

TABLE 4: DESCRIPTION FOR "XXX"

XXX	PINOUT	BRAIDED SLEEVE
AA1	STD MINISAS HD 4i WITH SIDEBANDS (SEE TABLE 2)	YES
AA2	STD MINISAS HD 4i WITH SIDEBANDS (SEE TABLE 2)	NO
CB1	MINISAS HD 4i WITHOUT SIDEBANDS (SEE TABLE 3)	YES
CB2	MINISAS HD 4i WITHOUT SIDEBANDS (SEE TABLE 3)	NO

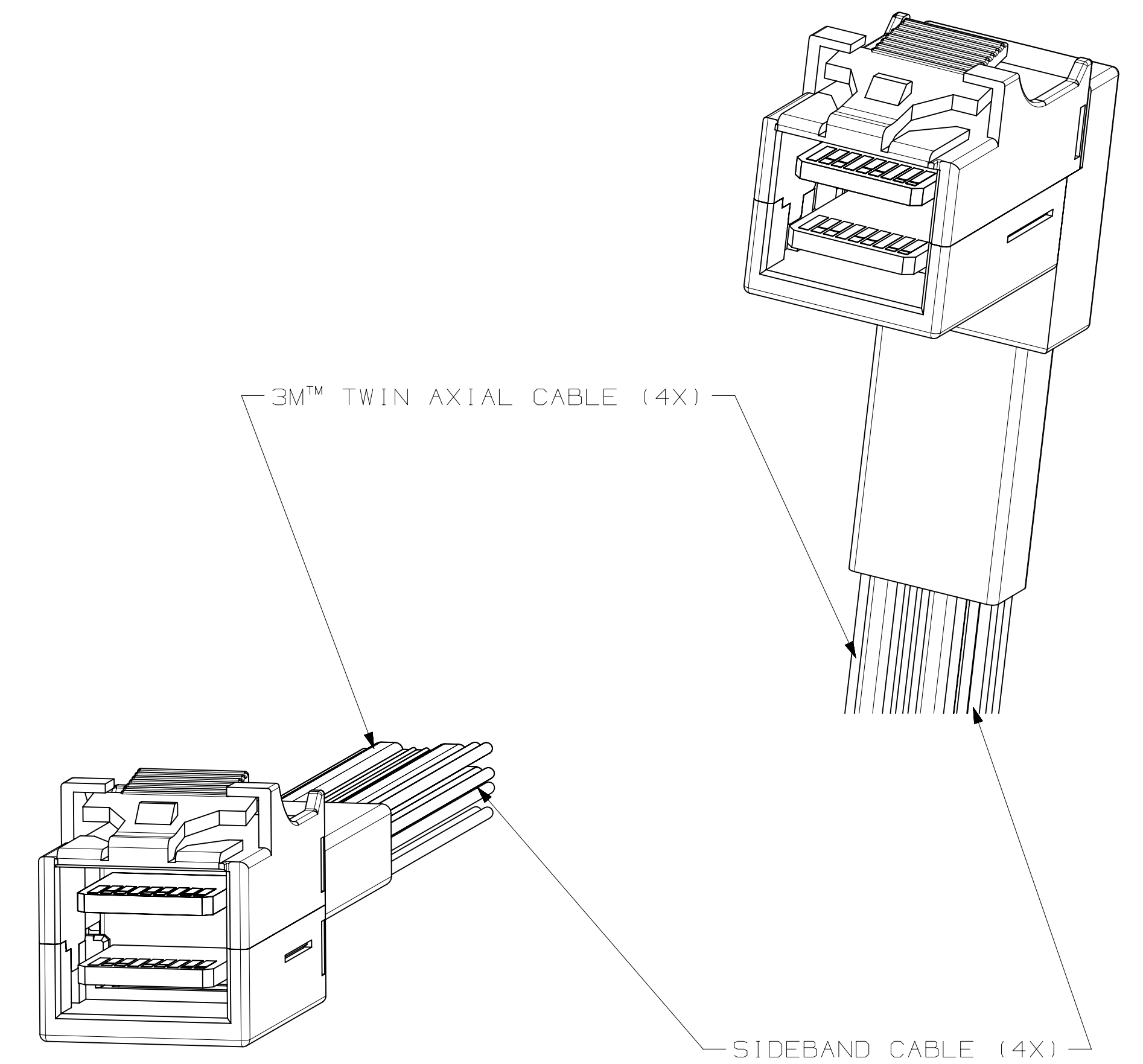
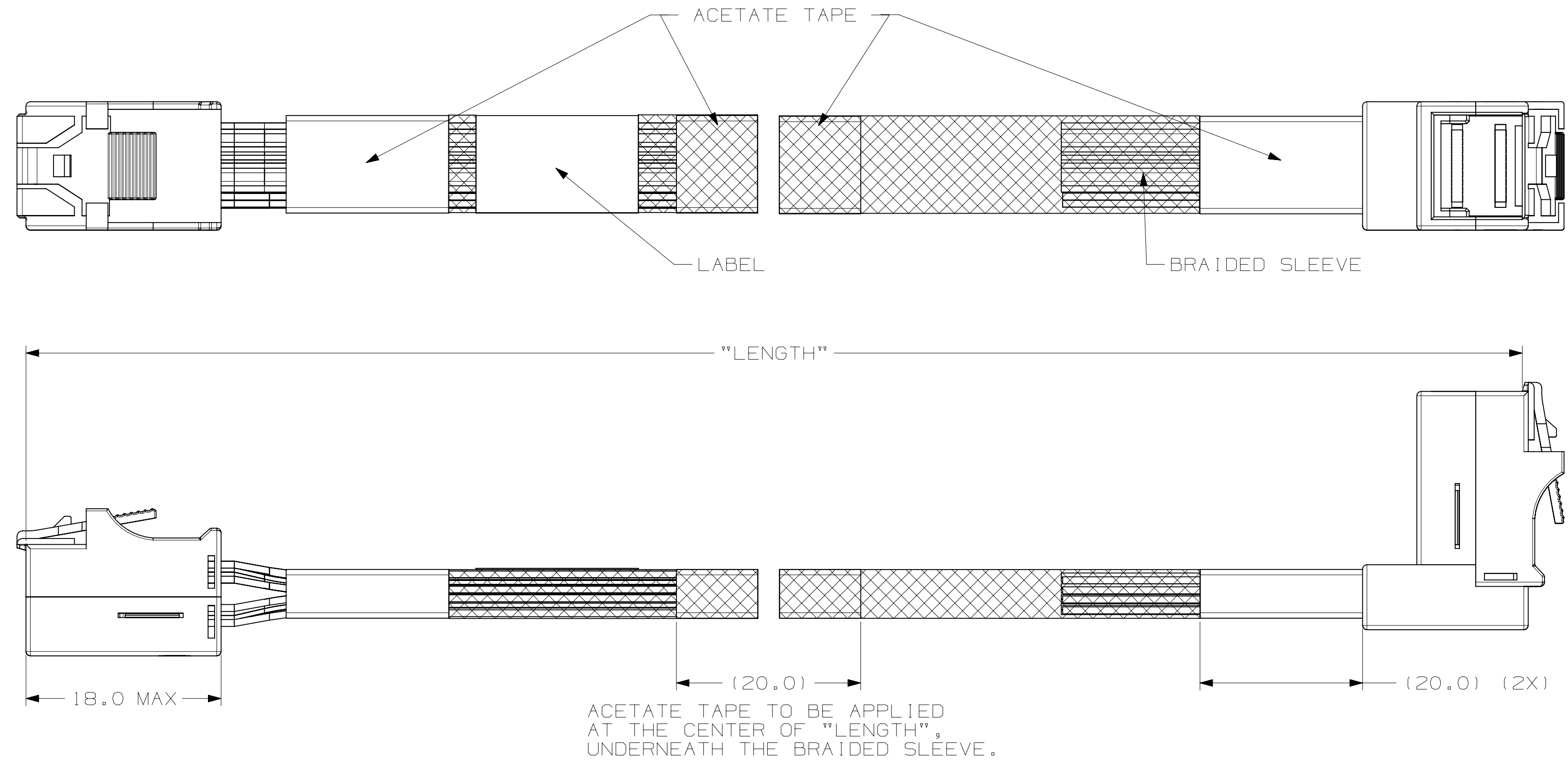


DESIGN REFERENCE	NEXT ASSEMBLY	REV	ECO	ISSUE DATE AND DESCRIPTION	DRFT	CHKD
DISTRIBUTION CODES		DRFT	KOK HOE LEE	DATE	OCT 17, 2014	MFG DATE
		CHKD	YUNLONG QIAO	DATE	OCT 17, 2014	APPRV DATE
						SAJJIT BANDHU OCT 17, 2014
DIVISION		DISTRIBUTION CODE		© 3M COPYRIGHT 2015 This document and the information it contains are 3M property and may not be reproduced or further distributed without 3M permission, or used or disclosed other than for 3M authorized purposes. All rights reserved.		
DO NOT SCALE DRAWING	SCALE 1/1	TOLERANCES EXCEPT AS NOTED		INCHES .00 ± .000 ± .0000 ±		
THIRD ANGLE PROJECTION	INTERPRET PER ASME Y14.5 - 1994	MILLIMETERS		0 ±.1 .0 ±.05 .00 ±.005		
MAX SURFACE ROUGHNESS 125	<input type="checkbox"/> ALL SURFACES	ANGLE ±1°		TITLE INTERNAL MINISAS HD CABLE ASSEMBLY RIGHT-ANGLE CONNECTOR		
<input checked="" type="checkbox"/> MARKED ONLY		CAGE NUMBER	SIZE	DRAWING NO.	REV.	
		D		78-5100-2651-7	A	
		MODEL				DET. <input type="checkbox"/> YES <input checked="" type="checkbox"/> NO SHT 3 OF 4

78-5100-2651-7
DRAWING NUMBER

3M™ HIGH ROUTABILITY INTERNAL MINISAS HD CABLE ASSEMBLIES, 8U SERIES

RIGHT-ANGLE - TO - SHORTENED INTERNAL MINISAS HD CABLE ASSEMBLY



NOTES

- FOR DETAILS ON RIGHT-ANGLE INTERNAL MINISAS HD CABLE ASSEMBLY, REFER TO SHEET 1 AND 2.
- FOR DETAILS ON SHORTENED INTERNAL MINISAS HD CABLE ASSEMBLY, REFER TO DRAWING NO. 78-5100-2658-2.

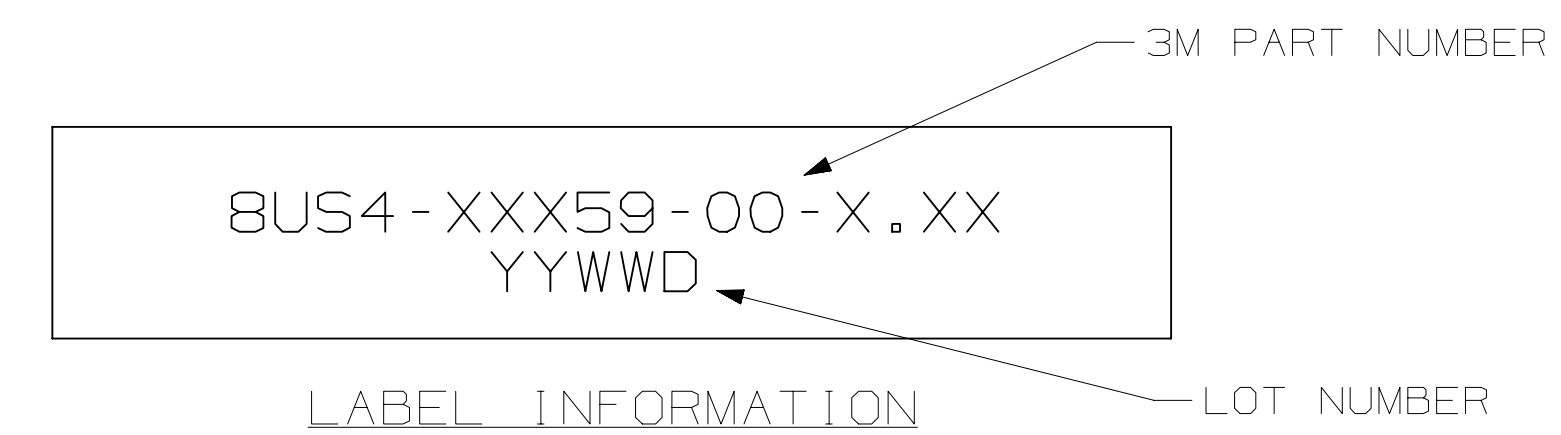
3M PART NUMBERING SCHEME

8US4 - XXX 59 - 00 - X.XX

"LENGTH" IN METERS
 "LENGTH" TOLERANCE
 ±10MM FOR "LENGTH" 0.5 METER MAX
 ±15MM FOR "LENGTH" MORE THAN 0.5 METER

TABLE 5: DESCRIPTION FOR "XXX"

XXX	PINOUT	BRAIDED SLEEVE
AA1	STD MINISAS HD 4i WITH SIDEBANDS (SEE TABLE 2)	YES
AA2	STD MINISAS HD 4i WITH SIDEBANDS (SEE TABLE 2)	NO
CB1	MINISAS HD 4i WITHOUT SIDEBANDS (SEE TABLE 3)	YES
CB2	MINISAS HD 4i WITHOUT SIDEBANDS (SEE TABLE 3)	NO



REV	ECO	ISSUE DATE AND DESCRIPTION	DRFT	CHKD
DISTRIB CODES				
DRG	KOK HOE LEE	DATE OCT 17, 2014	MFG	DATE
CHKD	YUNLONG QIAO	DATE OCT 17, 2014	APPR	DATE OCT 17, 2014
DO NOT SCALE DRAWING THIRD ANGLE PROJECTION INTERPRET PER ASME Y14.5 - 1994 MAX SURFACE ROUGHNESS 125 ALL SURFACES MARKED ONLY		SCALE 1/1 TOLERANCES EXCEPT AS NOTED INCHES .00 ± .000 ± .0000 ± MILLIMETERS 0 ± .1 ± .05 ± .005 ANGLES ±1°		TITLE INTERNAL MINISAS HD CABLE ASSEMBLY RIGHT-ANGLE CONNECTOR CAGE NUMBER D78-5100-2651-7 MODEL
DESIGN REFERENCE NEXT ASSEMBLY		A 0060617 OCT 17, 2014 KHL SB		REV. A SHT 4 OF 4

78-5100-2651-7
DRAWING NUMBER
A REVISION



Компания «ЭлектроПласт» предлагает заключение долгосрочных отношений при поставках импортных электронных компонентов на взаимовыгодных условиях!

Наши преимущества:

- Оперативные поставки широкого спектра электронных компонентов отечественного и импортного производства напрямую от производителей и с крупнейших мировых складов;
- Поставка более 17-ти миллионов наименований электронных компонентов;
- Поставка сложных, дефицитных, либо снятых с производства позиций;
- Оперативные сроки поставки под заказ (от 5 рабочих дней);
- Экспресс доставка в любую точку России;
- Техническая поддержка проекта, помощь в подборе аналогов, поставка прототипов;
- Система менеджмента качества сертифицирована по Международному стандарту ISO 9001;
- Лицензия ФСБ на осуществление работ с использованием сведений, составляющих государственную тайну;
- Поставка специализированных компонентов (Xilinx, Altera, Analog Devices, Intersil, Interpoint, Microsemi, Aeroflex, Peregrine, Syfer, Eurofarad, Texas Instrument, Miteq, Cobham, E2V, MA-COM, Hittite, Mini-Circuits, General Dynamics и др.);

Помимо этого, одним из направлений компании «ЭлектроПласт» является направление «Источники питания». Мы предлагаем Вам помощь Конструкторского отдела:

- Подбор оптимального решения, техническое обоснование при выборе компонента;
- Подбор аналогов;
- Консультации по применению компонента;
- Поставка образцов и прототипов;
- Техническая поддержка проекта;
- Защита от снятия компонента с производства.



Как с нами связаться

Телефон: 8 (812) 309 58 32 (многоканальный)

Факс: 8 (812) 320-02-42

Электронная почта: org@eplast1.ru

Адрес: 198099, г. Санкт-Петербург, ул. Калинина, дом 2, корпус 4, литера А.