

Features

- Superior protection at a low price
- Balanced TRIGARD® protection
- Patented Switch-Grade Fail-Short device
- Quick response and high energy handling
- Low capacitance (<2.5 pF) - ideal for high-speed networks in high exposure environments
- Meets test requirements of Telcordia GR 974, GR1361, SBC SR 5165 and RUS PE-80
- Telcordia Analysis report DA-1547
-  per UL 497 (File: 53117)
- Solid brass, gold-plated pins
- Test point access option
- Sealed option for harsh environments

2420 Series - 5-Pin Gas Discharge Tube (GDT) Protector

The Bourns® 3-type Model 2420 overvoltage protection modules utilize Bourns' proprietary high-efficiency gas discharge tube with our patented Switch-Grade Fail-Short mechanism to provide robust and reliable surge and thermal overload protection at a very competitive price. The 2420 Series is based on Bourns' three-terminal common chamber GDT. This design provides greatly improved and balanced turn-on characteristics for overvoltage protection. The GDT is UL listed for use without a back-up device. Air back-up devices can become contaminated; the circuitry of the 2420 eliminates the air back-up gap and thus the possibility of its contamination. Our unique Switch-Grade Fail-Short device provides more reliable thermal overload protection compared to commonly used solder pellet or insulation burn-through designs.

Bourns® Model 2420 Series 5-pin protectors can be used universally for broadband voice and data circuits including ADSL, ADSL2+, VDSL, VDSL2 and high-speed Ethernet. The 2420 Series is an economical, reliable and low capacitance choice for overvoltage protection of copper pair circuits.

Characteristics

Test Methods per UL 497, CSA C22.2, Telcordia GR 974, 1361 and SBC SR 5165.

DC Breakdown	280-420 V
AC Breakdown @ 60 Hz	280-420 V
Impulse Breakdown	
100 V/ μ s	625 V
1000 V/ μ s	875 V
Insulation Resistance @ 100 Vdc	>1 G Ω
Insertion Loss @ 100 MHz	Exceeds Category 5
Return Loss @ 100 MHz	Exceeds Category 5
Capacitance Tip to Ring @ 1 MHz	<1.25 pF typical
Capacitance Tip or Ring to Ground @ 1 MHz	<2.50 pF typical
Impulse Reset ¹	
52 V, 260 mA	<10 ms
135 V, 200 mA	<10 ms
150 V, 200 mA	<150 ms
Impulse Life Characteristics (Tip and Ring to Ground Simultaneously)	
10 A, 10/1000 μ s	>3000 operations
100 A, 10/1000 μ s	>300 operations
300 A, 10/1000 μ s	>100 operations
500 A, 10/1000 μ s	>400 operations ²
2,000 A, 10/250 μ s	>25 operations
5,000 A, 20/100 μ s	>2 operations
20,000 A, 8/20 μ s	>1 operation
AC Life Characteristics (Tip and Ring to Ground Simultaneously)	
0.5 A rms continuous	>30 seconds
1 A rms, 1 second, 600 ft. cable	>60 operations
1 A rms, 1 second, 1 mile cable	>60 operations
10 A rms, 1 second	>5 operations
65 A rms, 11 cycles	>1 operation ²
120 A rms, 0.1 second	1 operation
High Current Capability and Thermal Operation (Tip and Ring to Ground)	>30 A rms, 15 min.
Storage and Operating Temperature	-55 to +85 °C

Telcordia analyzed for controlled (non-sealed) and uncontrolled, high-exposure (sealed) environments per GR 974 and SBC SR 5165. Telcordia Technical Analysis Report DA-1547.

Notes:

¹ Network applied

² Per RUS PE-80

Line to Line voltage is approximately 1.8 to 2 times the stated Line to Ground breakdown voltage.

Specifications are subject to change without notice.

Customers should verify actual device performance in their specific applications.

2420 Series - 5-Pin Gas Discharge Tube (GDT) Protector

BOURNS®

How To Order

2420 - X XX - X - XX

Model Number Designator

Module Length

3 = Standard: 52.37 mm (2.06 in.) 7 = Special Short: 41.19 mm (1.62 in.)

Housing Color/Circuit Type

1 = Black/Standard 6 = Blue/Standard 10 = Yellow/Standard
3 = Red/Special 9 = Orange/Standard Service (non-Bridgelifter)

Pin Plating

G = Gold Plated N = Tin Plated

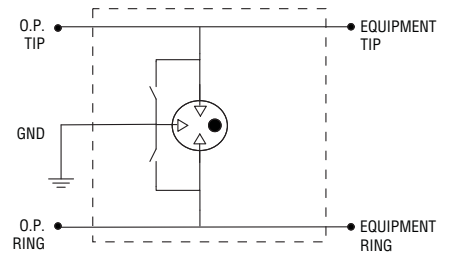
Special Options

S = Sealed Case ST = Sealed Case and Test Points*
T = Test Points*

*T and ST options are not available on 2420-7x short module.

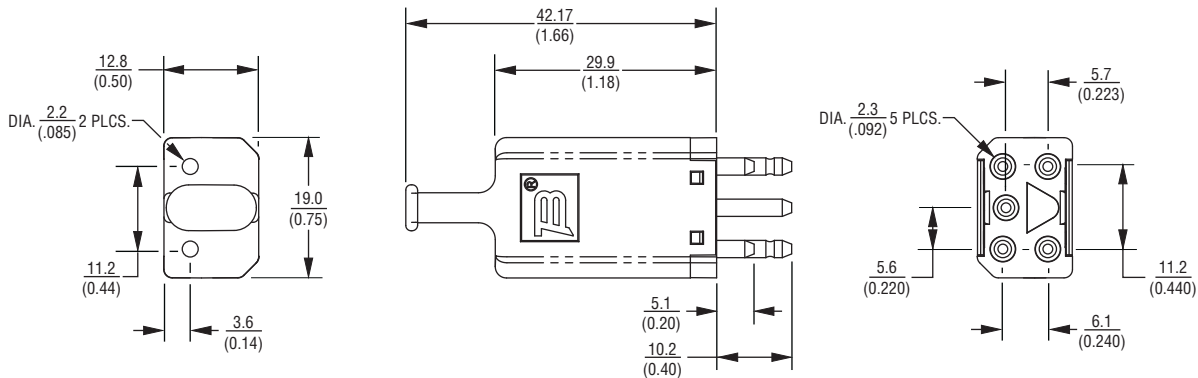
Examples: 3B1E = 2420-31-G (black, no test points) 3C1E = 2420-31-G-T (black, with test points)
3B3E = 2420-33-G (red, no test points) 3C3E = 2420-33-G-T (red, with test points)

Schematic



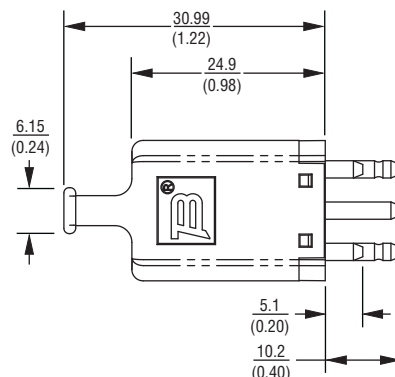
Product Dimensions

2420-3 MODULE



2420-7 MODULE

DIMENSIONS: $\frac{\text{MM}}{\text{(INCHES)}}$



BOURNS®

Asia-Pacific:

Tel: +886-2 2562-4117

Fax: +886-2 2562-4116

Europe:

Tel: +41-41 768 5555

Fax: +41-41 768 5510

The Americas:

Tel: +1-951 781-5500

Fax: +1-951 781-5700

www.bourns.com

REV. N 11/12

"MSP" and "TRIGARD" are registered trademarks of Bourns, Inc.
Specifications are subject to change without notice.
Customers should verify actual device performance in their specific applications.



Компания «ЭлектроПласт» предлагает заключение долгосрочных отношений при поставках импортных электронных компонентов на взаимовыгодных условиях!

Наши преимущества:

- Оперативные поставки широкого спектра электронных компонентов отечественного и импортного производства напрямую от производителей и с крупнейших мировых складов;
- Поставка более 17-ти миллионов наименований электронных компонентов;
- Поставка сложных, дефицитных, либо снятых с производства позиций;
- Оперативные сроки поставки под заказ (от 5 рабочих дней);
- Экспресс доставка в любую точку России;
- Техническая поддержка проекта, помощь в подборе аналогов, поставка прототипов;
- Система менеджмента качества сертифицирована по Международному стандарту ISO 9001;
- Лицензия ФСБ на осуществление работ с использованием сведений, составляющих государственную тайну;
- Поставка специализированных компонентов (Xilinx, Altera, Analog Devices, Intersil, Interpoint, Microsemi, Aeroflex, Peregrine, Syfer, Eurofarad, Texas Instrument, Miteq, Cobham, E2V, MA-COM, Hittite, Mini-Circuits, General Dynamics и др.);

Помимо этого, одним из направлений компании «ЭлектроПласт» является направление «Источники питания». Мы предлагаем Вам помощь Конструкторского отдела:

- Подбор оптимального решения, техническое обоснование при выборе компонента;
- Подбор аналогов;
- Консультации по применению компонента;
- Поставка образцов и прототипов;
- Техническая поддержка проекта;
- Защита от снятия компонента с производства.



Как с нами связаться

Телефон: 8 (812) 309 58 32 (многоканальный)

Факс: 8 (812) 320-02-42

Электронная почта: org@eplast1.ru

Адрес: 198099, г. Санкт-Петербург, ул. Калинина, дом 2, корпус 4, литера А.