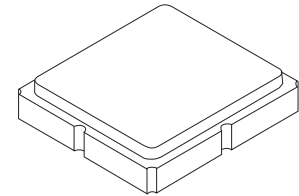


RF3626E

315 MHz SAW Filter



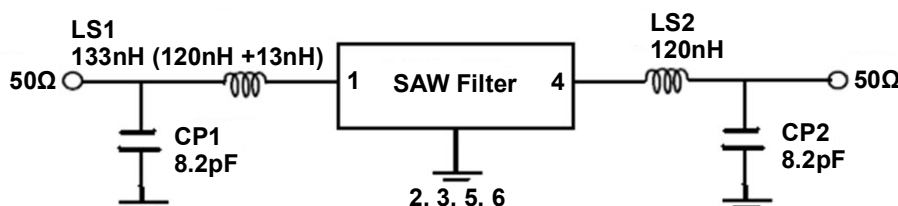
SM3030-6 Case
3.0 x 3.0

- *Ideal Front-End Filter for European Wireless Receivers*
- *Low-Loss, Coupled-Resonator Quartz Design*
- *Simple External Impedance Matching*

Rating	Value	Units
Input Power Level	13	dBm
DC Voltage	0	VDC
Storage Temperature	-40 to +105	°C
Operable Temperature Range	-40 to +105	°C
Solder Reflow Temperature 5 Cycles Maximum)	260°C for 10 seconds	

Characteristic	Sym	Notes	Minimum	Typical	Maximum	Units
Center Frequency	f_c			315		MHz
Minimum Insertion Loss	IL_{min}	Including loss of matching elements 314.615 to 315.385 MHz Excluding loss in matching elements 314.615 to 315.385 MHz		2.0	3.0	dB
				1.1	1.9	
Passband (relative to IL_{min})		314.615 to 315.385 MHz 314.52 to 315.48 MHz		2.0 2.5	2.5 3.0	dB
Attenuation (relative to IL_{min})						
10 to 140 MHz			66	71		dB
140 to 235 MHz			57	62		
235 to 300 MHz			44	49		
300 to 310 MHz			23	34		
310 to 313 MHz			9	14		
317 to 320 MHz			9	14		
320 to 325 MHz			15	20		
325 to 332 MHz			27	32		
332 to 352 MHz			36	41		
352 to 390 MHz			47	52		
390 to 1600 MHz			55	60		
1600 to 2500 MHz			50	55		
Package Size			SMD 3.0 X 3.0			mm
Lid Symbolization (Y=year WW=week S=shift)	A69 YWWS					

Measurement Circuit



Pin	Connection
1	Input or Input Ground
2	Input Ground or Input
4	Output or Output Ground
5	Output Ground or Output
3, 6	Ground

Discontinued



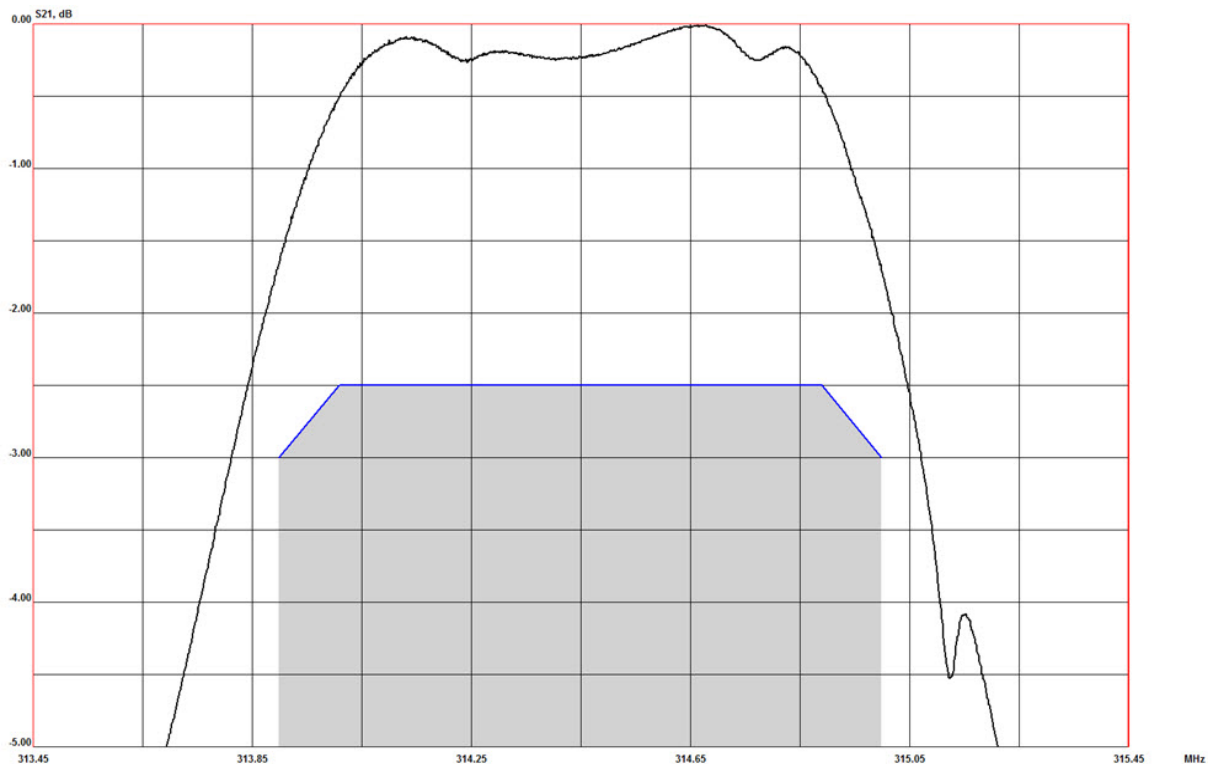
CAUTION: Electrostatic Sensitive Device. Observe precautions for handling.

NOTES:

1. Unless noted otherwise, all measurements are made with the filter installed in the specified test fixture which is connected to a 50 Ω test system with VSWR \leq 1.2:1. The test fixture L and C are adjusted for minimum insertion loss at the filter center frequency, f_c . Note that insertion loss and bandwidth and passband shape are dependent on the impedance matching component values and quality.
2. The frequency f_c is defined as the midpoint between the 3dB frequencies.
3. Where noted specifications apply over the entire specified operating temperature range of -40°C to +105°C.
4. The turnover temperature, T_o , is the temperature of maximum (or turnover) frequency, f_o . The nominal frequency at any case temperature, T_c , may be calculated from: $f = f_o [1 - FTC (T_o - T_c)^2]$.
5. Frequency aging is the change in f_c with time and is specified at +65°C or less. Aging may exceed the specification for prolonged temperatures above +65°C. Typically, aging is greatest the first year after manufacture, decreasing significantly in subsequent years.
6. The design, manufacturing process, and specifications of this device are subject to change.
7. One or more of the following U.S. Patents apply: 4,54,488, 4,616,197, and others pending.
8. All equipment designs utilizing this product must be approved by the appropriate government agency prior to manufacture or sale.
9. Tape and Reel Standard Per ANSI / EIA 481.
10. This product complies with Directive 2002/95/EC of the European Parliament and of the Council of 27 January 2003 on the restriction of the use of certain hazardous substances in electrical and electronic equipment.

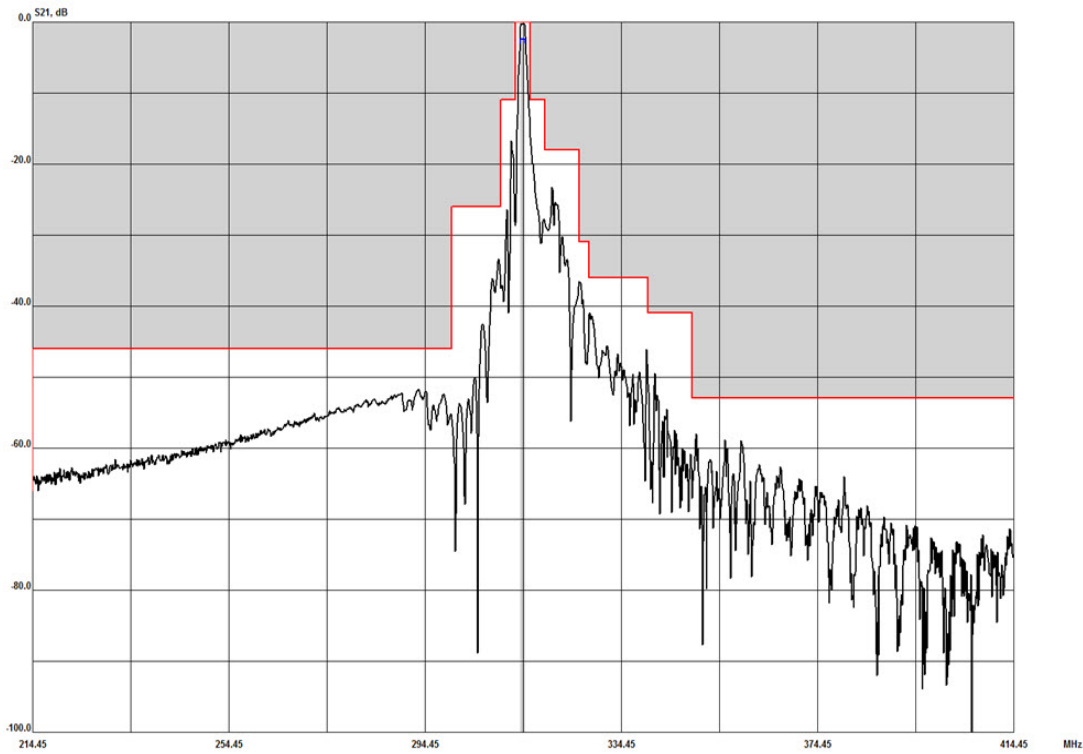
Frequency Characteristics

S21 Response: Span 2 MHz

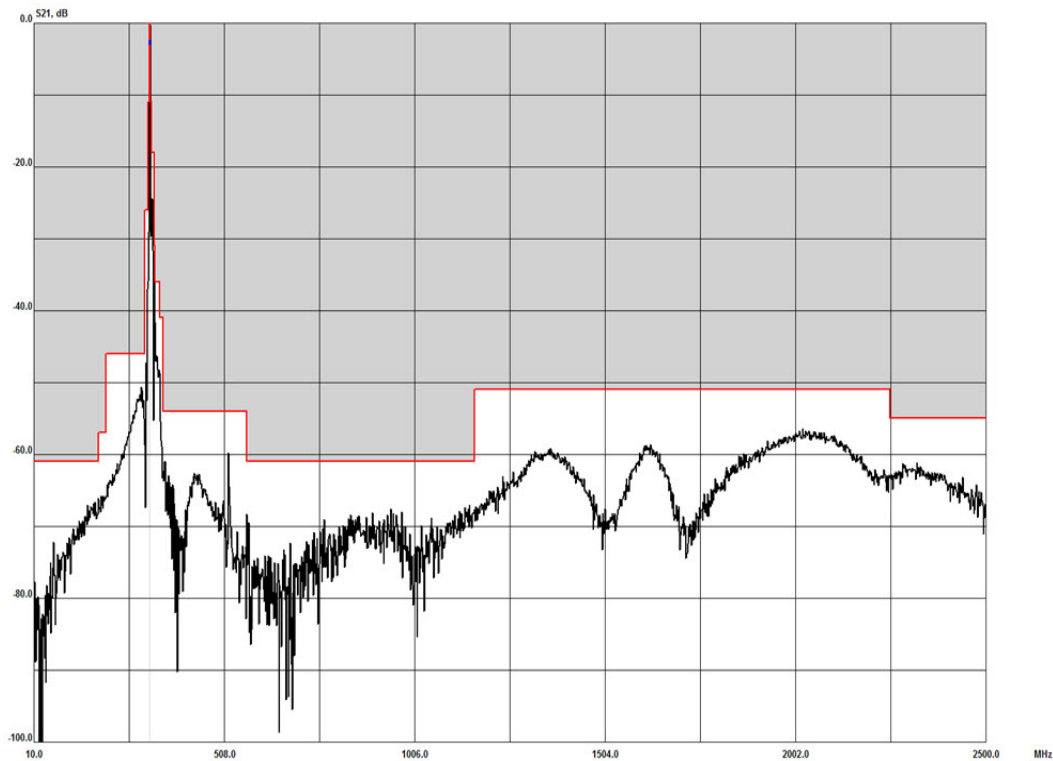


Discontinued

S21 Response: Span 2.5 GHz



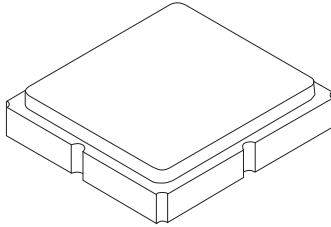
S21 Response: Span 10 MHz to 2.5 GHz



SM3030-6 Case

Discontinued

6-Terminal Ceramic Surface-Mount Case 3.0 X 3.0 mm Nominal Footprint

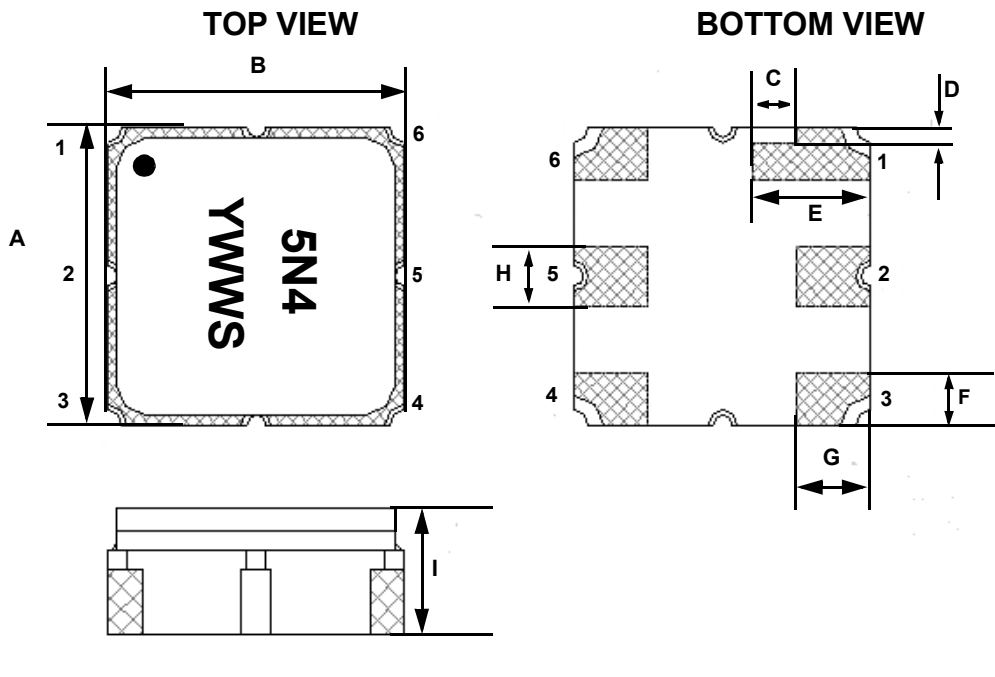


Case Dimensions

Dimension	mm			Inches		
	Min	Nom	Max	Min	Nom	Max
A	2.85	3.00	3.15	0.112	0.118	0.124
B	2.85	3.00	3.15	0.112	0.118	0.124
C	-	0.45	-	-	0.177	-
D	-	0.15	-	-	0.005	-
E	1.05	1.20	1.35	0.041	0.047	0.053
F	0.38	0.53	0.68	0.014	0.020	0.026
G	0.60	0.75	0.90	0.023	0.029	0.035
H	0.55	0.60	0.65	0.021	0.023	0.025
I	-	-	1.40	-	-	0.055

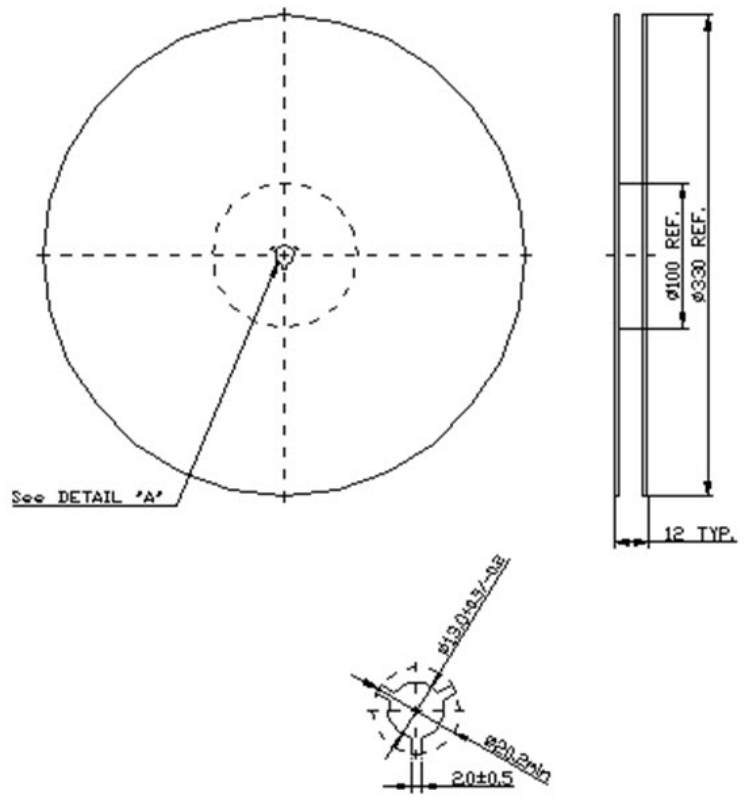
Case Materials

Materials	
Solder Pad Plating	0.3 to 1.0 μm Gold over 1.27 to 8.89 μm Nickel
Lid Plating	2.0 to 3.0 μm Nickel
Body	Al_2O_3 Ceramic
Pb Free	

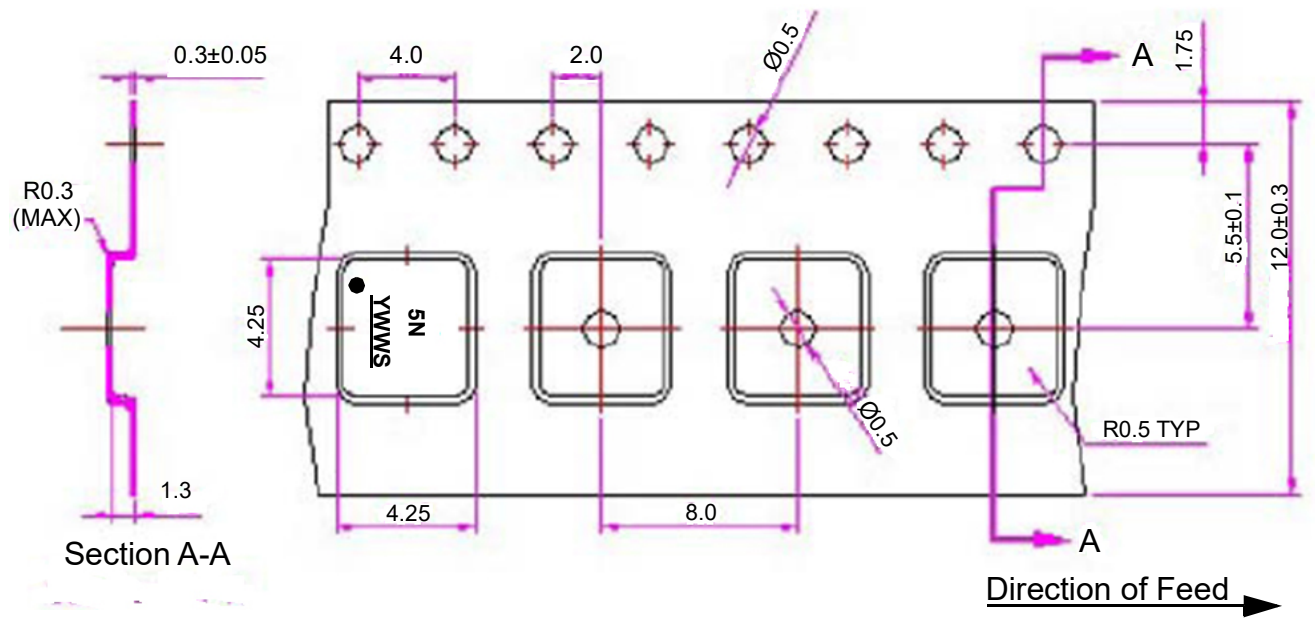


Discontinued

Reel Dimensions



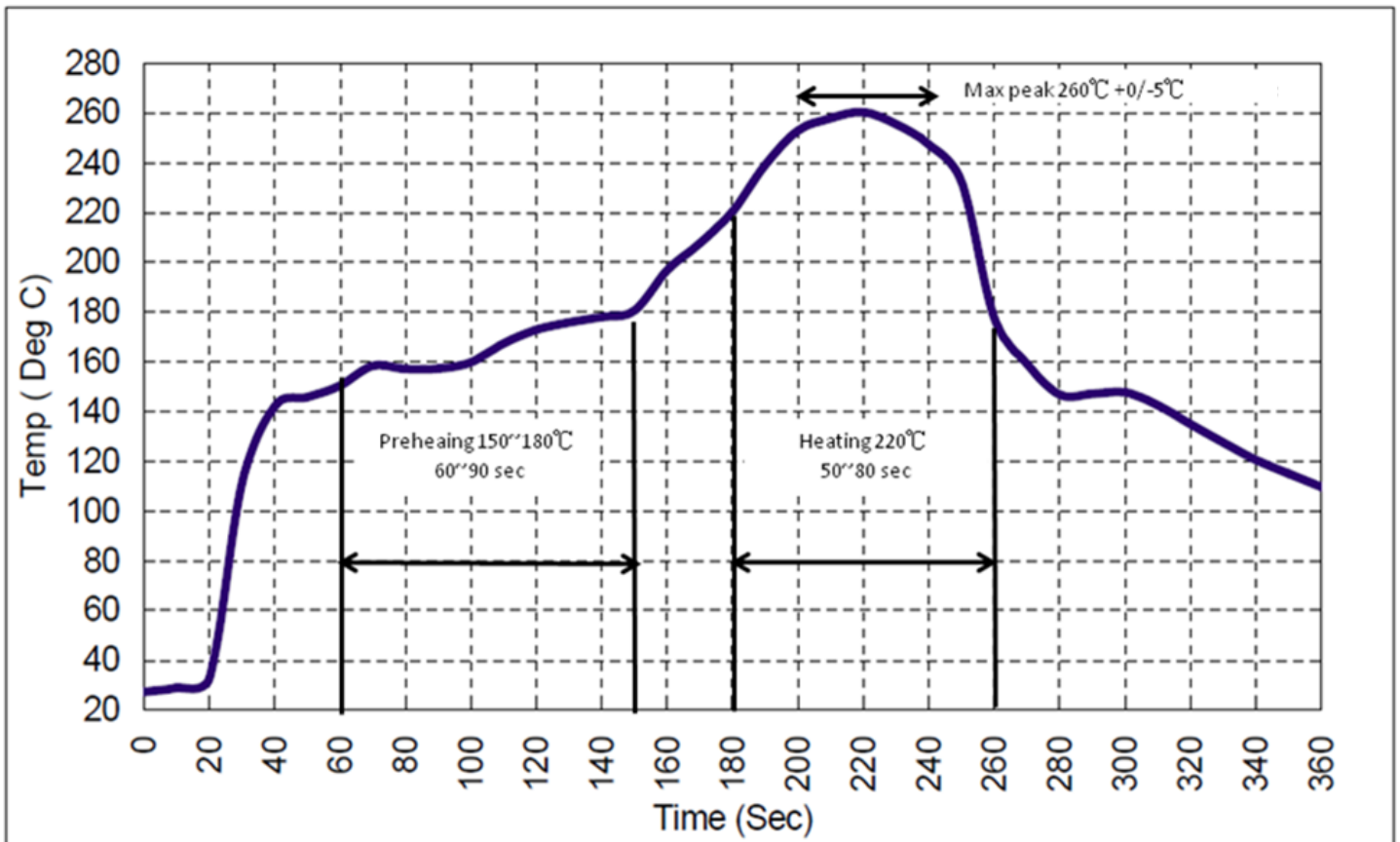
Tape Dimensions



Discontinued

Recommended Reflow

1. Preheating shall be fixed at 150~180°C for 60~90 seconds.
2. Ascending time to preheating temperature 150°C shall be 30 seconds min.
3. Heating shall be fixed at 220°C for 50~80 seconds and at 260°C+0/-5°C peak (10 seconds).
4. Time: 5 times maximum.



Mouser Electronics

Authorized Distributor

Click to View Pricing, Inventory, Delivery & Lifecycle Information:

[Murata:](#)

[RF3626E](#)



Компания «ЭлектроПласт» предлагает заключение долгосрочных отношений при поставках импортных электронных компонентов на взаимовыгодных условиях!

Наши преимущества:

- Оперативные поставки широкого спектра электронных компонентов отечественного и импортного производства напрямую от производителей и с крупнейших мировых складов;
- Поставка более 17-ти миллионов наименований электронных компонентов;
- Поставка сложных, дефицитных, либо снятых с производства позиций;
- Оперативные сроки поставки под заказ (от 5 рабочих дней);
- Экспресс доставка в любую точку России;
- Техническая поддержка проекта, помощь в подборе аналогов, поставка прототипов;
- Система менеджмента качества сертифицирована по Международному стандарту ISO 9001;
- Лицензия ФСБ на осуществление работ с использованием сведений, составляющих государственную тайну;
- Поставка специализированных компонентов (Xilinx, Altera, Analog Devices, Intersil, Interpoint, Microsemi, Aeroflex, Peregrine, Syfer, Eurofarad, Texas Instrument, Miteq, Cobham, E2V, MA-COM, Hittite, Mini-Circuits, General Dynamics и др.);

Помимо этого, одним из направлений компании «ЭлектроПласт» является направление «Источники питания». Мы предлагаем Вам помощь Конструкторского отдела:

- Подбор оптимального решения, техническое обоснование при выборе компонента;
- Подбор аналогов;
- Консультации по применению компонента;
- Поставка образцов и прототипов;
- Техническая поддержка проекта;
- Защита от снятия компонента с производства.



Как с нами связаться

Телефон: 8 (812) 309 58 32 (многоканальный)

Факс: 8 (812) 320-02-42

Электронная почта: org@eplast1.ru

Адрес: 198099, г. Санкт-Петербург, ул. Калинина, дом 2, корпус 4, литера А.