

➤ CryptoRF® World's Largest Family of Secure RF Memories

CryptoRF® supports the most stringent security standards used for product authentication, contactless payment, patient safety, anti-cloning of consumables, loyalty and patron management.

The CryptoRF transponder and CryptoRF reader pair offer a full RFID secure authentication solution for embedded and non-embedded applications. CryptoRF is a 13.56 MHz RFID device family with a 64 bit embedded hardware encryption engine and dual authentication capability. Based on the royalty free ISO 14443 Type B standard, CryptoRF is ideally suited to meet a variety of security applications such as product authentication, contactless payment, patient safety, anti-cloning of consumables, loyalty and patron management. CryptoRF devices are great for proximity applications where hardware security is desired or when environmental factors such as dirt, moisture, and chemicals exist.

CryptoRF devices are available with EEPROM densities from 4 Kbit to 64 Kbit of user memory to accommodate a wide range of information storage and cost requirements. The user memory is divided into 4, 8 or 16 separate sections, each of which can be customized to allow different levels of read and write access, including:

- Open access
- Password protection
- Authentication
- Data encryption and message authentication codes (MAC)

These user selectable optional security features give customers tremendous flexibility in developing and deploying a secure RF solution. CryptoRF is deliverable as complete RFID tags, modules, and thinned wafers for creation of complete RFID tags and cards.

Highlights: Stream encryption ensuring data privacy, multiple key sets for authentication and encryption, encrypted passwords with attempt counters, selectable access rights by zone, tamper sensors, compliant with industry standards.

Advantages of Using Epoxy Glass: High reliability, long life (10 years or more in most applications), corrosion and moisture resistant.

Advantages of Using PET (Polyethylene Terephthalate): Great option for labels with flexible attachment options and graphic integration possibilities. Available in printable surface and adhesive back options.

MY1 Epoxy Glass

17mm thin profile
round tag transponders



MECHANICAL

Parameter	Typical Value	Units
Substrate	Epoxy Glass	-
Substrate Thickness	110	µm
Track	Cu with Ni+Au plating	-
Center Hole Diameter	3	mm
Max Operating Distance*	7 to 15	mm
Typical Punched Outer Dimension	17.0 diameter	mm
Maximum Thickness	0.6	mm

*Communication range is dependent on the reader antenna design.

MX1 Epoxy Glass

13mm thin profile
square tag transponders



MECHANICAL

Parameter	Typical Value	Units
Substrate	Epoxy Glass	-
Substrate Thickness	110	µm
Track	Cu with Ni+Au plating	-
Center Hole Diameter	-	mm
Max Operating Distance*	5 to 13	mm
Typical Punched Outer Dimension	13.0 x 13.0	mm
Maximum Thickness	0.9	mm

**Varies by substrate vendor

L02FG PET

20mm thin profile
square tag transponders



MECHANICAL

Parameter	Typical Value	Units
Substrate	PET	-
Substrate Thickness	36 to 75**	µm
Track	Al etched	-
Center Hole Diameter	N/A	
Max Operating Distance	10 to 20	mm
Typical Outer Dimension	25.0 x 25.0	mm

ELECTRICAL

Parameter	Typical Value	Units
Resonance Frequency, f_0	14.3	MHz
Write Endurance	100,000	Cycles
Data Retention	10	Years

TEMPERATURE

Parameter	Range	Units
Storage	-40° to +85°	Celsius
Operating	-20° to +70°	Celsius

Delivery Option

PET reel, PET sheet, PSA layer for 'peel and stick', Printed Graphic (Logo)

ELECTRICAL

Parameter	Typical Value	Units
Resonance Frequency, f_0	14.0	MHz
Write Endurance	100,000	Cycles
Data Retention	10	Years

TEMPERATURE

Parameter	Range	Units
Storage	-40° to +85°	Celsius
Operating	-25° to +70°	Celsius

Delivery Option

35mm Tape

ELECTRICAL

Parameter	Typical Value	Units
Resonance Frequency, f_0	14.5	MHz
Write Endurance	100,000	Cycles
Data Retention	10	Years

TEMPERATURE

Parameter	Range	Units
Storage	-40° to +85°	Celsius
Operating	-25° to +70°	Celsius

Delivery Option

35mm Tape

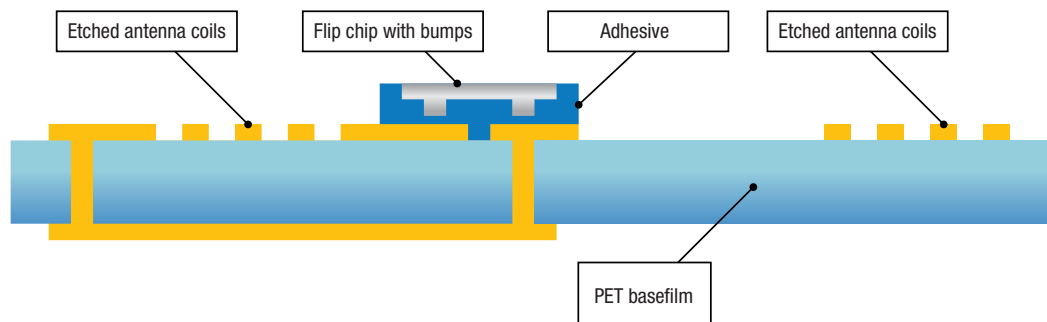
PRODUCTS

Device	Standard Tag Options				Configuration Memory	User Memory	Zones	RF Protocol
	MY1	Epoxy Glass MX1	MVB1G	PET L02FG				
AT88RF04C	✓	✓	✓	✓	2 Kbit	4 Kbit	4	ISO/IEC 14443 Type B
AT88SC0808CRF	✓	✓	✓		2 Kbit	8 Kbit	8	ISO/IEC 14443 Type B
AT88SC1616CRF	✓	✓	✓		2 Kbit	16 Kbit	16	ISO/IEC 14443 Type B
AT88SC3216CRF	✓	✓	✓		2 Kbit	32 Kbit	16	ISO/IEC 14443 Type B
AT88SC6416CRF	✓	✓	✓		2 Kbit	64 Kbit	16	ISO/IEC 14443 Type B
AT88RF1354 - Reader IC	N/A	N/A	N/A	N/A	N/A	N/A	N/A	ISO/IEC 14443 Type B


Target Applications: Anti-counterfeiting, clone prevention and authentication, IP and brand protection, energy metering and payments, medical, safety, and security.

CryptoRF is available in many different shapes and sizes. Specially designed CryptoRF tags in a variety of shapes can be developed for high volume applications.

PET Antenna Construction




MY1 Epoxy Glass




Delivery Format for MY1 Module

MX1 Epoxy Glass



Delivery Format for MX1 Module

L02FG PET



Miscellaneous Tag Formats

For free samples of the 4K device contact Atmel sales at www.atmel.com/contacts



8704A-11/09-500

© 2009 Atmel Corporation. All rights reserved. Atmel®, logo and combinations thereof, CryptoRF®, and others are the registered trademarks or trademarks of Atmel Corporation. Other terms and product names may be the trademarks of others.

Atmel Corporation, Colorado Springs, 1150 E. Cheyenne Mtn. Blvd., Colorado Springs CO 80906 USA • Tel: (719) 576-3300 • Fax: (719) 540-1759

Disclaimer: The information in this document is provided in connection with Atmel products. No license, express or implied, by estoppel or otherwise, to any intellectual property right is granted by this document or in connection with the sale of Atmel products. EXCEPT AS SET FORTH IN ATMEL'S TERMS AND CONDITIONS OF SALE LOCATED ON ATMEL'S WEB SITE, ATMEL ASSUMES NO LIABILITY WHATSOEVER AND DISCLAIMS ANY EXPRESS, IMPLIED OR STATUTORY WARRANTY RELATING TO ITS PRODUCTS INCLUDING, BUT NOT LIMITED TO, THE IMPLIED WARRANTY OF MERCHANTABILITY, FITNESS FOR A PARTICULAR PURPOSE, OR NON-INFRINGEMENT. IN NO EVENT SHALL ATMEL BE LIABLE FOR ANY DIRECT, INDIRECT, CONSEQUENTIAL, PUNITIVE, SPECIAL OR INCIDENTAL DAMAGES (INCLUDING, WITHOUT LIMITATION, DAMAGES FOR LOSS OF PROFITS, BUSINESS INTERRUPTION, OR LOSS OF INFORMATION) ARISING OUT OF THE USE OR INABILITY TO USE THIS DOCUMENT, EVEN IF ATMEL HAS BEEN ADVISED OF THE POSSIBILITY OF SUCH DAMAGES. Atmel makes no representations or warranties with respect to the accuracy or completeness of the contents of this document and reserves the right to make changes to specifications and product descriptions at any time without notice. Atmel does not make any commitment to update the information contained herein. Unless specifically provided otherwise, Atmel products are not suitable for, and shall not be used in, automotive applications. Atmel's products are not intended, authorized, or warranted for use as components in applications intended to support or sustain life.



Компания «ЭлектроПласт» предлагает заключение долгосрочных отношений при поставках импортных электронных компонентов на взаимовыгодных условиях!

Наши преимущества:

- Оперативные поставки широкого спектра электронных компонентов отечественного и импортного производства напрямую от производителей и с крупнейших мировых складов;
- Поставка более 17-ти миллионов наименований электронных компонентов;
- Поставка сложных, дефицитных, либо снятых с производства позиций;
- Оперативные сроки поставки под заказ (от 5 рабочих дней);
- Экспресс доставка в любую точку России;
- Техническая поддержка проекта, помощь в подборе аналогов, поставка прототипов;
- Система менеджмента качества сертифицирована по Международному стандарту ISO 9001;
- Лицензия ФСБ на осуществление работ с использованием сведений, составляющих государственную тайну;
- Поставка специализированных компонентов (Xilinx, Altera, Analog Devices, Intersil, Interpoint, Microsemi, Aeroflex, Peregrine, Syfer, Eurofarad, Texas Instrument, Miteq, Cobham, E2V, MA-COM, Hittite, Mini-Circuits, General Dynamics и др.);

Помимо этого, одним из направлений компании «ЭлектроПласт» является направление «Источники питания». Мы предлагаем Вам помощь Конструкторского отдела:

- Подбор оптимального решения, техническое обоснование при выборе компонента;
- Подбор аналогов;
- Консультации по применению компонента;
- Поставка образцов и прототипов;
- Техническая поддержка проекта;
- Защита от снятия компонента с производства.



Как с нами связаться

Телефон: 8 (812) 309 58 32 (многоканальный)

Факс: 8 (812) 320-02-42

Электронная почта: org@eplast1.ru

Адрес: 198099, г. Санкт-Петербург, ул. Калинина, дом 2, корпус 4, литера А.