

# Disconnect terminal block - PT 2,5-TWIN-TG - 3210198

Please be informed that the data shown in this PDF Document is generated from our Online Catalog. Please find the complete data in the user's documentation. Our General Terms of Use for Downloads are valid (<http://download.phoenixcontact.com>)



Disconnect terminal block, Connection type: Push-in connection, Cross section: 0.14 mm<sup>2</sup> - 4 mm<sup>2</sup>, AWG: 26 - 12, Nominal current: 20 A, Nominal voltage: 400 V, Length: 74 mm, Width: 5.2 mm, Color: gray, Assembly: NS 35/7.5, NS 35/15

## Why buy this product

- Testing facility on both sides of the disconnect point



## Key commercial data

Packing unit	0
Minimum order quantity	50
Catalog page	Page 111 (CL1-2011)
GTIN	 4 046356 333573
Custom tariff number	85369010
Country of origin	POLAND

## Technical data

### General

Note	The max. load current must not be exceeded by the total current of all connected conductors. Current and voltage are determined by the connector used.
Number of levels	1
Number of connections	3
Color	gray
Insulating material	PA
Inflammability class according to UL 94	V0

### Dimensions

Width	5.2 mm
Length	74 mm
Height NS 35/7.5	36.5 mm
Height NS 35/15	44 mm

## Technical data

## Disconnect terminal block - PT 2,5-TWIN-TG - 3210198

### Technical data

#### Technical data

Rated surge voltage	6 kV
Pollution degree	3
Surge voltage category	III
Insulating material group	I
Connection in acc. with standard	IEC 60947-7-1
Nominal current I <sub>N</sub>	20 A
Nominal voltage U <sub>N</sub>	400 V
Open side panel	ja
Shock protection test specification	DIN EN 50274 (VDE 0660-514):2002-11
Back of the hand protection	guaranteed
Finger protection	guaranteed
Surge voltage test setpoint	7.3 kV
Result of surge voltage test	Test passed
Power frequency withstand voltage setpoint	1.89 kV
Result of power-frequency withstand voltage test	Test passed
Checking the mechanical stability of terminal points (5 x conductor connection)	Test passed
Bending test rotation speed	10 rpm
Bending test turns	135
Bending test conductor cross section/weight	0.14 mm <sup>2</sup> / 0.2 kg
Bending test conductor cross section/weight	2.5 mm <sup>2</sup> / 0.7 kg
Bending test conductor cross section/weight	4 mm <sup>2</sup> / 0.9 kg
Result of bending test	Test passed
Conductor cross section tensile test	0.14 mm <sup>2</sup>
Tractive force setpoint	10 N
Conductor cross section tensile test	2.5 mm <sup>2</sup>
Tractive force setpoint	50 N
Conductor cross section tensile test	4 mm <sup>2</sup>
Tractive force setpoint	60 N
Tensile test result	Test passed
Tight fit on carrier	NS 35
Setpoint	1 N
Result of tight fit test	Test passed
Result of voltage drop test	Test passed
Temperature-rise test	Test passed
Conductor cross section short circuit testing	2.5 mm <sup>2</sup>
Short-time current	0.3 kA
Conductor cross section short circuit testing	4 mm <sup>2</sup>
Short-time current	0.48 kA
Short circuit stability result	Test passed
Ageing test for screwless modular terminal block temperature cycles	192
Result of aging test	Test passed

# Disconnect terminal block - PT 2,5-TWIN-TG - 3210198

## Technical data

### Technical data

Proof of thermal characteristics (needle flame) effective duration	30 s
Result of thermal test	Test passed
Test specification, oscillation, broadband noise	DIN EN 50155 (VDE 0115-200):2008-03
Test spectrum	Service life test category 1, class B, on vehicle body
Test frequency	f1 = 5 Hz to f2 = 150 Hz
ASD level	0.02 g <sup>2</sup> /Hz
Acceleration	0.8 g
Test duration per axis	5 h
Test directions	X-, Y- and Z-axis
Oscillation, broadband noise test result	Test passed
Test specification, shock test	DIN EN 50155 (VDE 0115-200):2008-03
Shock form	Half-sine
Acceleration	5 g
Shock duration	30 ms
Number of shocks per direction	3
Test directions	X-, Y- and Z-axis (pos. and neg.)
Shock test result	Test passed
Temperature index, insulating material (DIN EN 60216-1 (VDE 0304-21))	120 °C

### Connection data

Conductor cross section solid min.	0.14 mm <sup>2</sup>
Conductor cross section solid max.	4 mm <sup>2</sup>
Conductor cross section stranded min.	0.14 mm <sup>2</sup>
Conductor cross section stranded max.	2.5 mm <sup>2</sup>
Conductor cross section AWG/kcmil min.	26
Conductor cross section AWG/kcmil max	12
Conductor cross section stranded, with ferrule without plastic sleeve min.	0.14 mm <sup>2</sup>
Conductor cross section stranded, with ferrule without plastic sleeve max.	2.5 mm <sup>2</sup>
Conductor cross section stranded, with ferrule with plastic sleeve min.	0.14 mm <sup>2</sup>
Conductor cross section stranded, with ferrule with plastic sleeve max.	2.5 mm <sup>2</sup>
2 conductors with same cross section, stranded, TWIN ferrules with plastic sleeve, max.	0.5 mm <sup>2</sup>
Connection method	Push-in connection
Stripping length	10 mm
Internal cylindrical gage	A3

## Classifications

### eclass

eCl@ss 4.0	27141121
------------	----------

# Disconnect terminal block - PT 2,5-TWIN-TG - 3210198

## Classifications

### eclass

eCl@ss 4.1	27141121
eCl@ss 5.0	27141120
eCl@ss 5.1	27141120
eCl@ss 6.0	27141120
eCl@ss 7.0	27141120

### etim

ETIM 2.0	EC000897
ETIM 3.0	EC000897
ETIM 4.0	EC000902
ETIM 5.0	EC000902

### unspsc

UNSPSC 6.01	30211811
UNSPSC 7.0901	39121410
UNSPSC 11	39121410
UNSPSC 12.01	39121410
UNSPSC 13.2	39121410

## Approvals

### Approvals


#### Approvals

CSA / UL Recognized / cUL Recognized / GOST / LR / GL / RS / ABS / NK / BV / cULus Recognized

#### Ex Approvals


#### Approvals submitted

### Approval details


		
	B	C
mm <sup>2</sup> /AWG/kcmil	26-12	26-12
Nominal current I <sub>N</sub>	20 A	20 A
Nominal voltage U <sub>N</sub>	300 V	300 V

# Disconnect terminal block - PT 2,5-TWIN-TG - 3210198


## Approvals

UL Recognized 

	B	C
mm <sup>2</sup> /AWG/kcmil	26-12	26-12
Nominal current I <sub>N</sub>	20 A	20 A
Nominal voltage U <sub>N</sub>	300 V	300 V

cUL Recognized 

	B	C
mm <sup>2</sup> /AWG/kcmil	26-12	26-12
Nominal current I <sub>N</sub>	20 A	20 A
Nominal voltage U <sub>N</sub>	300 V	300 V

GOST 

LR


GL

RS

ABS

NK

BV

cULus Recognized  us

## Accessories

Accessories

Assembly

## Disconnect terminal block - PT 2,5-TWIN-TG - 3210198

### Accessories

Partition plate - ATP-ST QUATTRO - 3030815



Partition plate, Length: 90.9 mm, Width: 2 mm, Height: 45 mm, Color: gray

End clamp - CLIPFIX 35-5 - 3022276



Quick mounting end clamp for NS 35/7,5 DIN rail or NS 35/15 DIN rail, can be fitted with ZB 5 and ZBF 5 zack marker strip, KLM 2, KLM3, and KML3L terminal strip marker, parking option for FBS...5, FBS...6, KSS 5, KSS 6, width: 5.15 mm, color: gray

DIN rail perforated - NS 35/ 7,5 PERF 2000MM - 0801733



DIN rail, material: steel galvanized and passivated with a thick layer, perforated, height 7.5 mm, width 35 mm, length: 2000 mm

DIN rail - NS 35/ 7,5 UNPERF 2000MM - 0801681



DIN rail, material: Steel, unperforated, height 7.5 mm, width 35 mm, length: 2 m

DIN rail - NS 35/ 7,5 WH PERF 2000MM - 1204119



DIN rail 35 mm (NS 35)

DIN rail - NS 35/ 7,5 WH UNPERF 2000MM - 1204122



DIN rail 35 mm (NS 35)

## Disconnect terminal block - PT 2,5-TWIN-TG - 3210198

### Accessories

---

DIN rail - NS 35/ 7,5 AL UNPERF 2000MM - 0801704



DIN rail, material: Aluminum, unperforated, height 7.5 mm, width 35 mm, length: 2 m

---

DIN rail - NS 35/ 7,5 ZN PERF 2000MM - 1206421



DIN rail, material: Galvanized, perforated, height 7.5 mm, width 35 mm, length: 2 m

---

DIN rail - NS 35/ 7,5 ZN UNPERF 2000MM - 1206434



DIN rail, material: Galvanized, unperforated, height 7.5 mm, width 35 mm, length: 2 m

---

DIN rail - NS 35/ 7,5 CU UNPERF 2000MM - 0801762



DIN rail, material: Copper, unperforated, height 7.5 mm, width 35 mm, length: 2 m

---

End cap - NS 35/ 7,5 CAP - 1206560



DIN rail end piece, for DIN rail NS 35/7.5

---

## Disconnect terminal block - PT 2,5-TWIN-TG - 3210198

### Accessories

DIN rail perforated - NS 35/15 PERF 2000MM - 1201730



DIN rail, material: steel galvanized and passivated with a thick layer, perforated, height 15 mm, width 35 mm, length: 2000 mm

---

DIN rail - NS 35/15 UNPERF 2000MM - 1201714



DIN rail, material: Steel, unperforated, height 15 mm, width 35 mm, length: 2 m

---

DIN rail - NS 35/15 WH PERF 2000MM - 0806602



DIN rail 35 mm (NS 35)

---

DIN rail - NS 35/15 WH UNPERF 2000MM - 1204135



DIN rail 35 mm (NS 35)

---

DIN rail, unperforated - NS 35/15 AL UNPERF 2000MM - 1201756



DIN rail, deep drawn, high profile, unperforated, 1.5 mm thick, material: aluminum, height 15 mm, width 35 mm, length 2000 mm

---

DIN rail - NS 35/15 ZN PERF 2000MM - 1206599



DIN rail, material: Galvanized, perforated, height 15 mm, width 35 mm, length: 2 m



## Disconnect terminal block - PT 2,5-TWIN-TG - 3210198

### Accessories

---

DIN rail - NS 35/15 ZN UNPERF 2000MM - 1206586



DIN rail, material: Galvanized, unperforated, height 15 mm, width 35 mm, length: 2 m

---

DIN rail - NS 35/15 CU UNPERF 2000MM - 1201895



DIN rail, material: Copper, unperforated, 1.5 mm thick, height 15 mm, width 35 mm, length: 2 m

---

End cap - NS 35/15 CAP - 1206573



DIN rail end piece, for DIN rail NS 35/15

---

DIN rail - NS 35/15-2,3 UNPERF 2000MM - 1201798



DIN rail, material: Steel, unperforated, 2.3 mm thick, height 15 mm, width 35 mm, length: 2 m

---

### Bridges

Plug-in bridge - FBS 2-5 - 3030161



Plug-in bridge, Number of positions: 2, Color: red

---

## Disconnect terminal block - PT 2,5-TWIN-TG - 3210198

### Accessories

Plug-in bridge - FBS 3-5 - 3030174



Plug-in bridge, Number of positions: 3, Color: red

---

Plug-in bridge - FBS 4-5 - 3030187



Plug-in bridge, Number of positions: 4, Color: red

---

Plug-in bridge - FBS 5-5 - 3030190



Plug-in bridge, Number of positions: 5, Color: red

---

Plug-in bridge - FBS 10-5 - 3030213



Plug-in bridge, Number of positions: 10, Color: red

---

Plug-in bridge - FBS 20-5 - 3030226



Plug-in bridge, Number of positions: 20, Color: red

---

Plug-in bridge - FBS 50-5 - 3038930



Plug-in bridge, Number of positions: 50, Color: red

## Disconnect terminal block - PT 2,5-TWIN-TG - 3210198

### Accessories

---

Reducing bridge - RB ST (2,5/4)-1,5 - 3038943



Reducing bridge, Number of positions: 2, Color: red

---

### Covers

End cover - D-PT 2,5-TWIN-MT - 3211317



End cover, Length: 74 mm, Width: 2.2 mm, Color: gray

---

### Marking

Marker carriers - STP 5-2-ZB - 3037643



Double marker carrier, snaps onto the spring-cage terminal blocks ST 2.5..., labeled with ZB 5 or ZBF 5

---

Group marker label for terminal marking - GBS 5-25X12 - 0810588



Group marker label, snaps onto terminal center for screw, spring-cage and quick connection terminal blocks, labeled with a 25 x 12 mm label or manually with the B-STIFT, in the foot part with ZB 5

---

Group marker label for terminal marking - GBS-ZB/26X6 - 0809298



Group marking label, snaps onto terminal center for screw, spring-cage and quick connection terminal blocks, labeled with ESL 26x6 mm or EST 25x6 mm, in the foot part with Zack marker strip, length: 29 mm

---

## Disconnect terminal block - PT 2,5-TWIN-TG - 3210198

### Accessories

#### Zack marker strip - ZB 5 :UNBEDRUCKT - 1050004



Zack marker strip, Strip, white, Unlabeled, Can be labeled with: Plotter, Mounting type: Snap into tall marker groove, For terminal block width: 5.2 mm, Lettering field: 5.1 x 10.5 mm

---

#### Zack marker strip - ZB 5 CUS - 0824962



Zack marker strip, Can be ordered: Strip, white, Labeled according to customer specifications, Mounting type: Snap into tall marker groove, For terminal block width: 5.2 mm, Lettering field: 5.15 x 10.5 mm

---

#### Marker for terminal blocks - UC-TM 5 - 0818108



Marker for terminal blocks, Sheet, white, Unlabeled, Can be labeled with: Bluemark, Plotter, Mounting type: Snap into tall marker groove, For terminal block width: 5.2 mm, Lettering field: 10.5 x 4.6 mm

---

#### Marker for terminal blocks - UC-TM 5 CUS - 0824581



Marker for terminal blocks, Can be ordered: By sheet, white, Labeled according to customer specifications, Mounting type: Snap into tall marker groove, For terminal block width: 5.2 mm, Lettering field: 10.5 x 4.6 mm

---

#### Marker for terminal blocks - UCT-TM 5 - 0828734



Marker for terminal blocks, Sheet, white, Unlabeled, Can be labeled with: Thermomark C, Bluemark, Mounting type: Snap into tall marker groove, For terminal block width: 5.2 mm, Lettering field: 4.6 x 10.5 mm

---

#### Marker for terminal blocks - UCT-TM 5 CUS - 0829595



Marker for terminal blocks, Can be ordered: By sheet, white, Labeled according to customer specifications, Mounting type: Snap into tall marker groove, Lettering field: 4.6 x 10.5 mm

## Disconnect terminal block - PT 2,5-TWIN-TG - 3210198

### Accessories

---

#### Zack Marker strip, flat - ZBF 5:UNBEDRUCKT - 0808642



Zack Marker strip, flat, Strip, white, Unlabeled, Can be labeled with: Plotter, Mounting type: Snap into flat marker groove, For terminal block width: 5 mm, Lettering field: 5.1 x 5.2 mm

---

#### Zack Marker strip, flat - ZBF 5 CUS - 0825025



Zack Marker strip, flat, Can be ordered: Strip, white, Labeled according to customer specifications, Mounting type: Snap into flat marker groove, For terminal block width: 5 mm, Lettering field: 5.15 x 5.15 mm

---

#### Marker for terminal blocks - UC-TMF 5 - 0818153



Marker for terminal blocks, Sheet, white, Unlabeled, Can be labeled with: Bluemark, Plotter, Mounting type: Snap into flat marker groove, For terminal block width: 5.2 mm, Lettering field: 4.6 x 5.1 mm

---

#### Marker for terminal blocks - UC-TMF 5 CUS - 0824638



Marker for terminal blocks, Can be ordered: By sheet, white, Labeled according to customer specifications, Mounting type: Snap into flat marker groove, For terminal block width: 5.2 mm, Lettering field: 4.6 x 5.1 mm

---

#### Marker for terminal blocks - UCT-TMF 5 - 0828744



Marker for terminal blocks, Sheet, white, Unlabeled, Can be labeled with: Thermomark C, Bluemark, Mounting type: Snap into flat marker groove, For terminal block width: 5.2 mm, Lettering field: 4.4 x 4.7 mm

---

## Disconnect terminal block - PT 2,5-TWIN-TG - 3210198

### Accessories

Marker for terminal blocks - UCT-TMF 5 CUS - 0829658



Marker for terminal blocks, Can be ordered: By sheet, white, Labeled according to customer specifications, Mounting type: Snap into flat marker groove, For terminal block width: 5.2 mm, Lettering field: 4.4 x 4.7 mm

---

### Plug/Adapter

Insulation stop sleeve - ISH 2,5/0,2 - 3002843



Insulation stop sleeve, Color: white

---

Insulation stop sleeve - ISH 2,5/0,5 - 3002856



Insulation stop sleeve, Color: gray

---

Insulation stop sleeve - ISH 2,5/1,0 - 3002869



Insulation stop sleeve, Color: black

---

Test adapter - PAI-4-N GY - 3032871



Test adapter, Color: gray

## Disconnect terminal block - PT 2,5-TWIN-TG - 3210198

### Accessories

Test adapter - PS-5 - 3030983



Test adapter, Color: red

---

Spacer plate - DP PS-5 - 3036725



Spacer plate, Color: red

---

Test plugs - MPS-MT - 0201744



Test plugs

---

Insulating sleeve - MPS-IH WH - 0201663



Insulating sleeve, Color: white

---

Insulating sleeve - MPS-IH RD - 0201676



Insulating sleeve, Color: red

---

Insulating sleeve - MPS-IH BU - 0201689



Insulating sleeve, Color: blue

## Disconnect terminal block - PT 2,5-TWIN-TG - 3210198

### Accessories

---

Insulating sleeve - MPS-IH YE - 0201692



Insulating sleeve, Color: yellow

---

Insulating sleeve - MPS-IH GN - 0201702



Insulating sleeve, Color: green

---

Insulating sleeve - MPS-IH GY - 0201728



Insulating sleeve, Color: gray

---

Insulating sleeve - MPS-IH BK - 0201731



Insulating sleeve, Color: black

---

### Software

Software - CLIP-PROJECT ADVANCED - 5146040



Multilingual software for easy planning of Phoenix Contact on DIN rails together with the integrated TRABTECH-select software module for planning comprehensive surge protection concepts.

---



## Disconnect terminal block - PT 2,5-TWIN-TG - 3210198

### Accessories

Software - CLIP-PROJECT PROFESSIONAL - 5146053



Multi-lingual software for terminal strip project planning. A marking module allows professional labeling of markers and labels for marking terminal blocks, conductors, cables and devices. The additionally integrated software module TRABTECH-select for planning comprehensive surge protection concepts.

---

### Additional products

Isolating connectors - P-DI - 3036783



Isolating connectors, Length: 10.8 mm, Width: 3.5 mm, Height: 23.1 mm, Color: orange

---

Spare knife - P-FIX - 3038956



Spare knife, Length: 10.5 mm, Width: 4 mm, Color: gray

---

Component connector - P-CO - 3036796



Component connector, Nominal current: 6 A, Length: 24 mm, Width: 5.2 mm, Height: 22 mm, Color: gray

---

Component connector - P-CO 1N4007/R-L - 3032457

Component connector, Length: 24 mm, Width: 5.2 mm, Height: 22 mm, Color: gray

---

Component connector - P-CO 1N4007/L-R - 3032460

Component connector, Length: 24 mm, Width: 5.2 mm, Height: 22 mm, Color: gray

---

## Disconnect terminal block - PT 2,5-TWIN-TG - 3210198

### Accessories

Fuse plug - P-FU 5X20 - 3036806



Fuse plug, Nominal current: 6.3 A, Nominal voltage: 500 V, Width: 6.2 mm, Fuse type: G / 5 x 20, Fuse type: Glass, Color: black

---

Fuse plug - P-FU 5X20 LED 24 - 3036819



Fuse plug with LED for 12 - 30 V DC, 0.31 - 0.95 mA, width 6.2 mm, color black

---

Fuse plug - P-FU 5X20 LED 60 - 3036822



Fuse plug with LED for 30 - 60 V AC/DC, 0.40 - 0.86 mA, width 6.2 mm, color black

---

Fuse plug - P-FU 5X20 LA 250 - 3036835



Fuse plug with LED for 110 - 250 V AC/DC, 0.41 - 0.96 mA, width 6.2 mm, color black

---

Fuse plug - P-FU 6,3X32 - 3046498



Fuse plug, Nominal current: 10 A, Nominal voltage: 630 V, Width: 8.2 mm, Fuse type: G / 6,3 x 32, Fuse type: Glass, Color: black

---

Fuse plug - P-FU 6,3X32 LED 24 - 3046508



Fuse plug with LED for 12 - 30 V DC, 0.31 - 0.95 mA, width 8.2 mm, color black

## Disconnect terminal block - PT 2,5-TWIN-TG - 3210198

### Accessories

---

Fuse plug - P-FU 6,3X32 LED 60 - 3046511



Fuse plug with LED for 30 - 60 V AC/DC, 0.40 - 0.86 mA, width 8.2 mm, color black

---

Fuse plug - P-FU 6,3X32 LA 250 - 3046524



Fuse plug with LED for 110 - 250 V AC/DC, 0.41 - 0.96 mA, width 8.2 mm, color black

---

### Drawings

Circuit diagram





Компания «ЭлектроПласт» предлагает заключение долгосрочных отношений при поставках импортных электронных компонентов на взаимовыгодных условиях!

Наши преимущества:

- Оперативные поставки широкого спектра электронных компонентов отечественного и импортного производства напрямую от производителей и с крупнейших мировых складов;
- Поставка более 17-ти миллионов наименований электронных компонентов;
- Поставка сложных, дефицитных, либо снятых с производства позиций;
- Оперативные сроки поставки под заказ (от 5 рабочих дней);
- Экспресс доставка в любую точку России;
- Техническая поддержка проекта, помощь в подборе аналогов, поставка прототипов;
- Система менеджмента качества сертифицирована по Международному стандарту ISO 9001;
- Лицензия ФСБ на осуществление работ с использованием сведений, составляющих государственную тайну;
- Поставка специализированных компонентов (Xilinx, Altera, Analog Devices, Intersil, Interpoint, Microsemi, Aeroflex, Peregrine, Syfer, Eurofarad, Texas Instrument, Miteq, Cobham, E2V, MA-COM, Hittite, Mini-Circuits, General Dynamics и др.);

Помимо этого, одним из направлений компании «ЭлектроПласт» является направление «Источники питания». Мы предлагаем Вам помощь Конструкторского отдела:

- Подбор оптимального решения, техническое обоснование при выборе компонента;
- Подбор аналогов;
- Консультации по применению компонента;
- Поставка образцов и прототипов;
- Техническая поддержка проекта;
- Защита от снятия компонента с производства.



#### Как с нами связаться

**Телефон:** 8 (812) 309 58 32 (многоканальный)

**Факс:** 8 (812) 320-02-42

**Электронная почта:** [org@eplast1.ru](mailto:org@eplast1.ru)

**Адрес:** 198099, г. Санкт-Петербург, ул. Калинина, дом 2, корпус 4, литера А.