



THE FASTEST WAY TO WIRELESS

Size, speed, range, power consumption, and cost are all important issues to engineers integrating RF connectivity. Laird Technologies addresses these issues with compact 2.4GHz, 900MHz, and 868MHz modules. Designed for fast OEM integration, our radios suit applications where both high reliability and long range are essential.

Laird Technologies' Development Kits provide a complete design environment to help engineers get up and running with our solutions in a matter of minutes. Each system includes the radio modules and accessories required to install and test RF, allowing for reduced R&D costs, quick agency certification, and fast time to market.

Development Kits are not just for engineers working with tight resources, limited time or varying experience. All OEMs can benefit from our comprehensive tools and highly technical expertise in the complex field of RF.

SOFTWARE

In an easy menu-driven format, our Windows-compatible software provides several helpful development utilities, allowing OEMs to quickly begin performing tests for configuration modes, range measurements, antenna evaluations, power management, and data throughput. Designers can easily program the radio modules to any desired configuration with the EEPROM Viewer/Editor feature.

CONFIGURATION

All Laird Technologies' radio modules have configuration parameters stored in EEPROM that are used to customize the serial interface mode and provide for general system set-up. The modules ship with default parameters already configured to enable plug-and-play (these can be changed using our development tools or with custom interfaces developed by the OEM.)

FEATURES

- Testing and tuning antennas
- Hardware and software integration
- Increasing transmission range
- Finding best mode for data rate and network
- Optimizing system timing
- Finding best configuration for application
- Lowest Cost

ANTENNAS

Antenna type, gain, and location are among the most critical elements of a wireless system. Laird Technologies' kit allows OEMs to connect different antennas and evaluate their performance in various situations. In addition, our engineers can provide a comprehensive antenna review during the design process to determine the best antenna and location for the application.

COMPLIANCE

RF products are required to meet regulatory compliance such as FCC (USA), IC (Canada), and CE (Europe). Our radio module approvals help eliminate significant costs and time, even when regulatory compliance is still required for the final product. Laird Technologies' experts can help guide OEMs through the approval process.

global solutions: local support™

USA: +1.800.492.2320

Europe: +44.1628.858.940

Asia: +852.2268.6567

wirelessinfo@lairdtech.com
www.lairdtech.com/wireless

Wireless development kits are also available for our range of standards based wireless modules, covering Bluetooth, 802.11 and ZigBee. Please contact Laird Technologies for further information or visit www.lairdtech.com/wireless.

What's Included:

Two (2) RF Modules	Choose from Laird Technologies' 2.4GHz, 900MHz or 868MHz RF Modules
Two (2) Adapter Boards	RS232, RS485, 5V/3.3V serial TTL, and USB interfaces are supported. Features include: 1) loop-back for distance-testing using one computer 2) status/communications LED indicators 3) switches for easy configuration & reset 4) test points for troubleshooting
One (1) Utilities CD	Script-driven utilities include: 1) transmit/receive emulator 2) single-line command interface 3) EEPROM viewer/editor; configuration information storage file 4) "What's This?" Help File format provides descriptions of each configuration option 5) Error checker prevents configuration errors
Two (2) AC Power Adapters	Power for adapter board and radio module; USB and battery power optional
Two (2) DB9 Serial Cables	Connect the adapter boards to a PC via DB9
Two (2) USB Cables	Connect the adapter boards to a PC via USB
Two (2) Antennas	Convenient, small antennas plug directly into the radio module's connector. Longer range antennas are also available for external antenna modules.

2.4GHz Systems:

PRM110 RF modules, -40° to +80°C, 3.3V, serial interface, u.fl antenna connector, +4dBm to +21dBm power output	DVK-PRM110
PRM111 RF module, -40° to +80°C, 3.3V, serial interface, integral antenna, +4dBm to +21dBm power output	DVK-PRM111
AC4424 RF Modules, -40° to +80°C, 5V, TTL serial interface, MMCX antenna connector, 200mW power output	SDK-AC4424-200
AC4424 RF Modules, -40° to +80°C, 5V, TTL serial interface, MMCX antenna connector, 100mW power output	SDK-AC4424-100
AC4424 RF Modules, -40° to +80°C, 5V, TTL serial interface, MMCX antenna connector, 10mW power output	SDK-AC4424-9
AC4424 RF Modules, -40° to +80°C, 5V, TTL serial interface, integral antenna, 10mW power output	SDK-AC4424-9A


900MHz Systems:

AC4790 RF Modules, -40° to +80°C, 3.3V, TTL serial interface, MMCX antenna connector, 5mW–1000mW variable power output	SDK-AC4790-1000M
AC4790 RF Modules, -40° to +80°C, 3.3V-5.5V, TTL serial interface, MMCX antenna connector, 5mW–200mW variable power output	SDK-AC4790-200M
AC4790 RF Modules, -40° to +80°C, 3.3V-5.5V, TTL serial interface, integral antenna, 5mW–200mW variable power output	SDK-AC4790-200A
AC4790-1x1 tiny RF Modules, -40° to +80°C, 3.3V, TTL serial interface, 10mW variable power output	SDK-AC4790-1x1
AC4490 RF Modules, -40° to +80°C, 3.3V, TTL serial interface, MMCX antenna connector, 5mW–1000mW variable power output	SDK-AC4490-1000M
AC4490 RF Modules, -40° to +80°C, 3.3V-5.5V, TTL serial interface, MMCX antenna connector, 5mW–200mW variable power output	SDK-AC4490-200M
AC4490 RF Modules, -40° to +80°C, 3.3V-5.5V, TTL serial interface, integral antenna, 5mW–200mW variable power output	SDK-AC4490-200A
AC4490-1x1 tiny RF Modules, -40° to +80°C, 3.3V, TTL serial interface, 10mW variable power output	SDK-AC4490-1x1


868MHz Systems:

AC4868 RF Modules, -40° to +80°C, 3.3V, TTL serial interface, MMCX antenna connector, 5–250mW power output	SDK-AC4868-250M
AC4486 RF Modules, -40° to +80°C, 3.3V-5.5V, TTL serial interface, integral antenna, 5mW power output	SDK-AC4486-5A
AC4486 RF Modules, -40° to +80°C, 3.3V-5.5V, TTL serial interface, MMCX antenna, 5mW power output	SDK-AC4486-5M

2.4 GHz Models




900/863 GHz Model



1X1-inch Model



LT2510 Model



LWS-SPEC-LDKit 0109

The details contained within the document are subject to change. Download the product specification from www.lairdtech.com/wireless for the most current specification.

Any information furnished by Laird Technologies and its agents is believed to be accurate and reliable. Responsibility for the use and application of Laird Technologies materials rests with the end user since Laird Technologies and its agents cannot be aware of all potential uses. Laird Technologies makes no warranties as to the fitness, merchantability, or suitability of any Laird Technologies materials or products for any specific or general uses. Laird Technologies shall not be liable for incidental or consequential damages of any kind. All Laird Technologies products are sold pursuant to the Laird Technologies terms and conditions of sale in effect from time to time, a copy of which will be furnished upon request. For further information please visit our website at www.lairdtech.com. Alternatively contact: wirelessinfo@lairdtech.com. Bluetooth® is a trademark owned by Bluetooth SIG, Inc., USA and licensed to Laird Technologies.

© 2009 All Rights Reserved. Laird Technologies is a registered trademark of Laird Technologies, Inc.



Компания «ЭлектроПласт» предлагает заключение долгосрочных отношений при поставках импортных электронных компонентов на взаимовыгодных условиях!

Наши преимущества:

- Оперативные поставки широкого спектра электронных компонентов отечественного и импортного производства напрямую от производителей и с крупнейших мировых складов;
- Поставка более 17-ти миллионов наименований электронных компонентов;
- Поставка сложных, дефицитных, либо снятых с производства позиций;
- Оперативные сроки поставки под заказ (от 5 рабочих дней);
- Экспресс доставка в любую точку России;
- Техническая поддержка проекта, помощь в подборе аналогов, поставка прототипов;
- Система менеджмента качества сертифицирована по Международному стандарту ISO 9001;
- Лицензия ФСБ на осуществление работ с использованием сведений, составляющих государственную тайну;
- Поставка специализированных компонентов (Xilinx, Altera, Analog Devices, Intersil, Interpoint, Microsemi, Aeroflex, Peregrine, Syfer, Eurofarad, Texas Instrument, Miteq, Cobham, E2V, MA-COM, Hittite, Mini-Circuits, General Dynamics и др.);

Помимо этого, одним из направлений компании «ЭлектроПласт» является направление «Источники питания». Мы предлагаем Вам помощь Конструкторского отдела:

- Подбор оптимального решения, техническое обоснование при выборе компонента;
- Подбор аналогов;
- Консультации по применению компонента;
- Поставка образцов и прототипов;
- Техническая поддержка проекта;
- Защита от снятия компонента с производства.



Как с нами связаться

Телефон: 8 (812) 309 58 32 (многоканальный)

Факс: 8 (812) 320-02-42

Электронная почта: org@eplast1.ru

Адрес: 198099, г. Санкт-Петербург, ул. Калинина, дом 2, корпус 4, литера А.