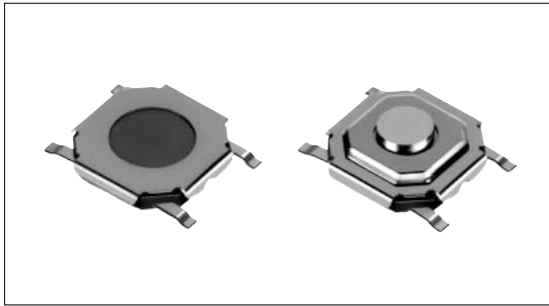


TACT Switch™ 5.2mm Square Low-profile (Surface Mount Type)

SKQG Series



Available in two types - 0.8mm height without stem or 1.5mm height with stem.



- Detector
- Push
- Slide
- Rotary
- Encoders
- Power

Dual-in-line
Package Type

TACT Switch™

Custom-
Products

Sharp
Feeling

Soft
Feeling

Snap-in
Type

Surface
Mount Type

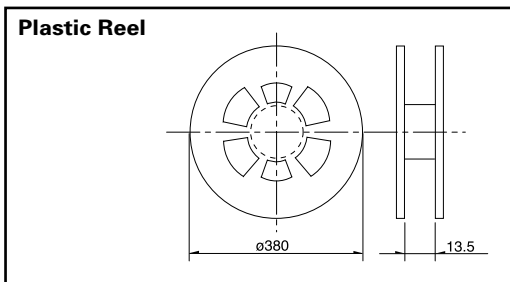
Radial
Type

Product Line

Product No.	Operating force	Operating direction	Travel (mm)	Rating (max.)	Rating (min.)	Operating life (5mA 5V DC)	Initial contact resistance	Variety	Minimum order unit (pcs.)	Drawing No.
SKQGAAE010	0.98N	Vertical	0.25	50mA 12V DC	10μA 1V DC	500,000cycles	100m max.	Without stem	5,000	1
SKQGAAE010	1.57N									
SKQGACE010	2.55N									
SKQGAFE010	0.98N									
SKQGAFE010	1.57N					500,000cycles		With stem	4,000	2
SKQGADE010	2.55N									
SKQGADE010	2.55N									
SKQGAKE010	3.43N									

Specification of Embossed Taping Package (Taping Packaging for Auto-insertion)

Reel Size Unit:mm



Series	Number of packages(pcs.)			Tape width (mm)
	1 reel	1 case /Japan	1 case /export packing	
SKQGAA SKQGAC SKQGAE	5,000	50,000	50,000	12
SKQGAB SKQGAD SKQGAF SKQGAKE	4,000	40,000	40,000	


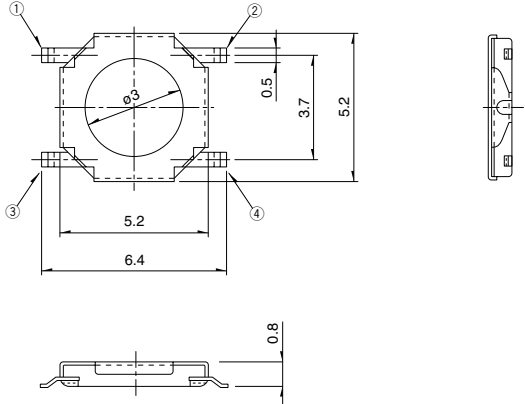
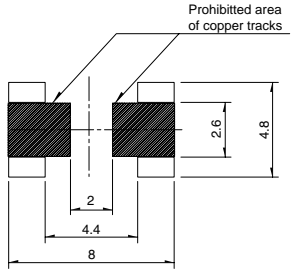

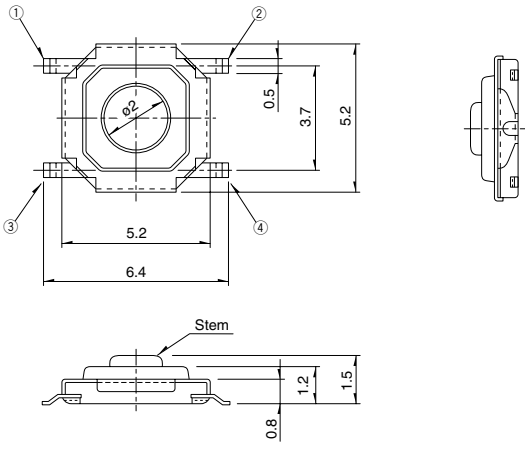
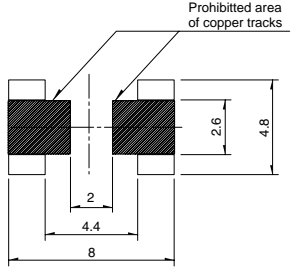
Note

1. Please place purchase orders for taping products per minimum order unit (1 reel or a case).
2. For 330mm diameter reel requirements, please contact us.

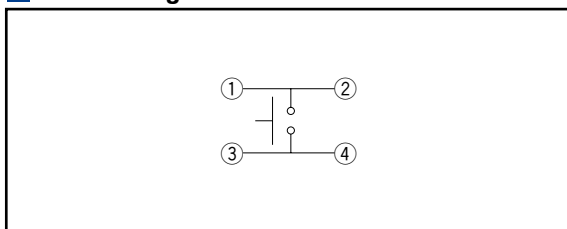
Refer to P.306 for soldering conditions.

Dimensions

Unit:mm

No.	Photo	Style	PC board mounting hole dimensions (Viewed from switch mounting face)
1	<p>Without stem type</p> 		
2	<p>With stem type</p> 		

Circuit Diagram



Detector

Push

Slide

Rotary

Encoders

Power

Dual-in-line
Package Type

TACT Switch™

Custom-
Products

Sharp
Feeling

Soft
Feeling

Snap-in
Type

Surface
Mount Type

Radial
Type

List of Varieties

Sharp Feeling Type

Series	SKQU	SKQB	SKQE	SKHC	SKHK	SKRW	SKRM	SKQR	SKRB	SKRR	SKQG	
Detector	Photo											
Push	Type Snap-in					Surface mount						
Slide	Features											
Rotary	4-direction switch + push switch	Water-proof Horizontal type	Long Life		Long Stem	Low-profile				Low-profile and long life	Low-profile	
Encoders	Operating direction	Vertical										
Power		Horizontal										
Dual-in-line Package Type	Dimensions (mm)	W	10	11.5	12		3.7	4.5	4.8		7.5	5.2
TACT Switch™		D		11.9							7	
Custom-Products		H	7.1	11.3	4.3		12	0.35	0.4	0.5	0.55	0.6
	Operation force coverage		1N	See the relevant pages for respective product descriptions	•	↕	↕	•	↕	↕	↕	↕
			5N									
	Ground terminal											
	Operating temperature range											
	-30 to +85											
Sharp Feeling	Electrical performance	Insulation resistance										
Soft Feeling		100M min. 100V DC										
Snap-in Type	Durability	Voltage proof										
Surface Mount Type		250V AC for 1min. SKRW/RM/RB/RR : 100V AC for 1min.										
Radial Type	Environmental performance	Vibration										
		10 to 55 to 10Hz/min., the amplitude is 1.5mm for all the frequencies, in the 3 direction of X, Y and Z for 2hours respectively										
	Environmental performance	Lifetime										
		Shall be in accordance with individual specifications.										
		Cold										
	-30 ± 2 for 96h											
	Dry heat											
	80 ± 2 for 96h											
	Damp heat											
	60 ± 2 , 90 to 95%RH for 96h											
	Page	482	265	267	268	270	271	272	273	274	275	276

W : Width. The most outer dimension excluding terminal portion.
 D : Depth. The most outer dimension excluding terminal portion.
 H : Height. The minimum dimension if there are variances.

TACT Switch™ Soldering Conditions306
 TACT Switch™ Cautions307
 Product Line of Knob for TACT Switch™308

Note

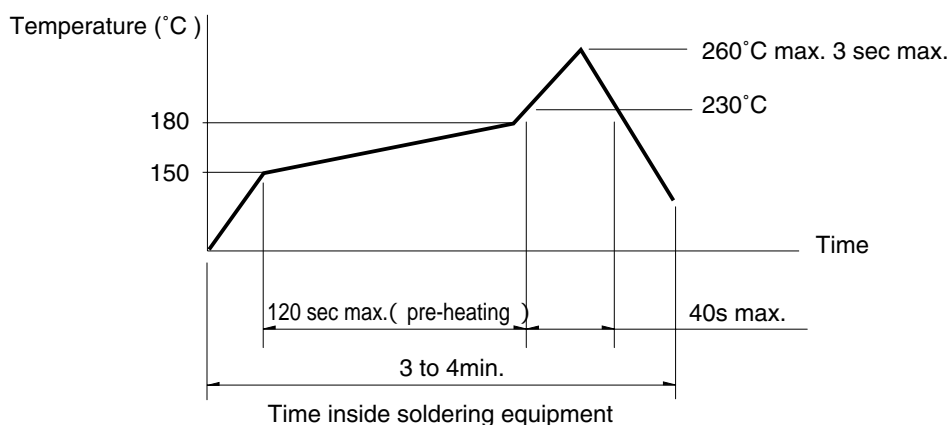
The automotive operating temperature range to be individually discussed upon request.

Soldering Conditions

Condition for Reflow

Available for Surface Mount Type.

1. Heating method: Double heating method with infrared heater.
2. Temperature measurement: Thermocouple 0.1 to 0.2 CA(K) or CC(T) at solder joints(copper foil surface). A heat resistive tape should be used to fix thermocouple.
3. Temperature profile



Note

1. The above temperature shall be measured on the mounting surface of a PC board. There are cases where the PC board's temperature greatly differs from that of the switch, depending on the material, size, thickness of PC boards and others. The above-stated conditions shall also apply to switch surface temperatures.
2. Soldering conditions differ depending on reflow soldering machines. Prior verification of soldering condition is highly recommended.

Conditions for Auto-dip

Available for Snap-in Type and Radial Type
(Except SKHJ, SKHL, SKQJ, SKQK, SKEG series)

Items	Condition
Flux built-up	Mounting surface should not be exposed to flux
Preheating temperature	Ambient temperature of the soldered surface of PC board. 100 max.
Preheating time	60s max.
Soldering temperature	260 max.
Duration of immersion	5s max.
Number of soldering	2times max.

Manual Soldering (Except SKRT Series)

Items	Condition
Soldering temperature	350 max.
Duration of soldering	3s max.
Capacity of soldering iron	60W max.

Notes

1. Consult with us for availability of TACT Switch™ washing.
2. Prevent flux penetration from the top side of the TACT Switch™.
3. Switch terminals and a PC board should not be coated with flux prior to soldering.
4. The second soldering should be done after the switch is stable with normal temperature.
5. Use the flux with a specific gravity of min 0.81.
(EC-19S-8 by TAMURA Corporation, or equivalents.)

Detector
Push
Slide
Rotary
Encoders
Power
Dual-in-line Package Type
TACT Switch™
Custom-Products

Sharp Feeling
Soft Feeling
Snap-in Type
Surface Mount Type
Radial Type



Компания «ЭлектроПласт» предлагает заключение долгосрочных отношений при поставках импортных электронных компонентов на взаимовыгодных условиях!

Наши преимущества:

- Оперативные поставки широкого спектра электронных компонентов отечественного и импортного производства напрямую от производителей и с крупнейших мировых складов;
- Поставка более 17-ти миллионов наименований электронных компонентов;
- Поставка сложных, дефицитных, либо снятых с производства позиций;
- Оперативные сроки поставки под заказ (от 5 рабочих дней);
- Экспресс доставка в любую точку России;
- Техническая поддержка проекта, помощь в подборе аналогов, поставка прототипов;
- Система менеджмента качества сертифицирована по Международному стандарту ISO 9001;
- Лицензия ФСБ на осуществление работ с использованием сведений, составляющих государственную тайну;
- Поставка специализированных компонентов (Xilinx, Altera, Analog Devices, Intersil, Interpoint, Microsemi, Aeroflex, Peregrine, Syfer, Eurofarad, Texas Instrument, Miteq, Cobham, E2V, MA-COM, Hittite, Mini-Circuits, General Dynamics и др.);

Помимо этого, одним из направлений компании «ЭлектроПласт» является направление «Источники питания». Мы предлагаем Вам помощь Конструкторского отдела:

- Подбор оптимального решения, техническое обоснование при выборе компонента;
- Подбор аналогов;
- Консультации по применению компонента;
- Поставка образцов и прототипов;
- Техническая поддержка проекта;
- Защита от снятия компонента с производства.



Как с нами связаться

Телефон: 8 (812) 309 58 32 (многоканальный)

Факс: 8 (812) 320-02-42

Электронная почта: org@eplast1.ru

Адрес: 198099, г. Санкт-Петербург, ул. Калинина, дом 2, корпус 4, литера А.