



# CB series

## CMOS IC Time Delay Relay

- Choice of timing modes
  - Delay on operate
  - Delay on release
  - Interval on with or without control switch
- Knob adjustable
- 10A output relay with SPDT or DPDT contacts
- Various models time from 0.1 sec. to 100 min.

File E22575

File LR15734

Users should thoroughly review the technical data before selecting a product part number. It is recommended that user also seek out the pertinent approvals files of the agencies/laboratories and review them to ensure the product meets the requirements for a given application.

### Timing Modes

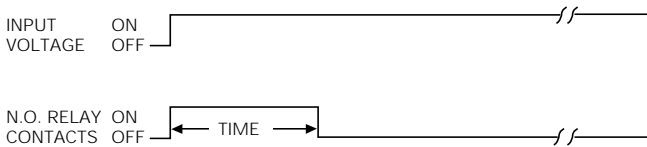
**Delay on operate** – Delay period begins when input voltage is applied. At the end of the delay period, the relay will operate and will not release until input voltage is removed. Reset occurs when input voltage is reapplied.



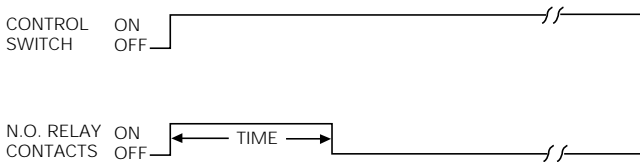
**Delay on release** – Input voltage must be applied continuously to operate the internal relay. When the control switch is closed, the relay energizes. When the control switch is opened, timing begins. When timing is complete, the relay will de-energize. Time may be reset to zero during timing by closing the control switch.



**Interval on (without control switch)** – The relay energizes and timing begins when input voltage is applied. At the end of the time delay period the relay will de-energize. Reset is accomplished by removing, then reapplying, the input voltage.



**Interval on (with control switch)** – Input voltage must be applied continuously to operate the internal relay. The relay energizes and timing begins when the external switch is closed. At the end of the time delay period the relay will de-energize. Reset is accomplished by opening and reclosing the control switch.



### Timing Specifications

**Timing Ranges:** From 0.1 to 1.0 sec. through 10 to 100 min.

**Timing Adjustment:** Knob adjustable.

**Tolerance (for AC units add ±1/2 cycle 60 Hz.):**

**Knob Adj. Types:** -0, +30% of max. specified at high end of timing range; min. specified, or less, at low end.

**Fixed Types:** ±10%.

**Res. Adj. Types:** ±10% at high end of timing range; min. specified, or less, at low end.

**Delta Time (for AC units add ±1 cycle 60 Hz.):** ±10%.

**Repeatability (for AC units add ±1 cycle 60 Hz.):** ±2%.

**Release Time:** 60 ms, typ.; 100 ms, max.

**Recycle Time:** 60 ms, typ.; 100 ms, max.

### Contact Data @ 25°C

**Arrangements:** 2 Form C (DPDT), except 8-pin delay on release model has 1 Form C (SPDT).

**Material:** Silver-cadmium oxide alloy.

**Rating:** 10A @ 30VDC or 277VAC, resistive; 1/2 HP @ 250VAC; 1/3 HP @ 120VAC.

**Expected Mechanical Life:** 10 million operations.

**Expected Electrical Life:** 100,000 operations, min., at rated load.

### Initial Dielectric Strength

**Between Open Contacts:** 500V rms, 60 Hz.

**Between All Other Conductors:** 500V rms, 60 Hz.

### Input Data @ 25°C

**Voltage:** 24 and 120VAC, and 12 and 24VDC.

**Power Requirement: AC Types:** Typically less than 3 VA.

**DC Types:** Typically less than 3 W.

**Transient Protection:** Yes.

**Reverse Voltage Protection:** Yes.

### Input Voltages & Limits @ 25°C

Voltage Type	Nominal Voltage	Minimum Voltage	Maximum Voltage
AC	24	20	28
	120	105	130
DC	12	11	13
	24	20	32

**Note:** DC voltage must be filtered (5% p-p ripple max. at nom. voltage). AC models will operate on 50 or 60 Hz.

### Environmental Data

**Temperature Range:** Storage: -55°C to +85°C.

**Operating:** -10°C to +55°C.

### Mechanical Data

**Termination:** 8- or 11-pin octal style plug.

**Enclosure:** White plastic case. Knob adjustable types have dial scale for reference only.

**Sockets:** Models with 8-pin base fit either 27E122 or 27E891 (snap-on) screw terminal sockets. 11-pin types fit either 27E123 or 27E892 (snap-on) screw terminal sockets.

**Weight:** 6 oz. (170g) approximately.

**Ordering Information – Authorized distributors are more likely to stock boldface items listed below.**

**Delay on Operate Models**

Voltage	Time	Adjustment	Wiring Dia.	Part Number
24VAC	0.1 to 10 Sec. 1.8 to 180 Sec	Knob	1	<b>CB-1041B-30</b> <b>CB-1042B-30</b>
120VAC	0.1 to 1 Sec.	Knob	1	<b>CB-1001B-70</b>
	0.1 to 5 Sec.			<b>CB-1002B-70</b>
	0.1 to 10 Sec.			<b>CB-1003B-70</b>
	0.6 to 60 Sec.			<b>CB-1004B-70</b>
	1.8 to 180 Sec.			<b>CB-1005B-70</b>
	1 to 10 Min. 10 to 100 Min.			<b>CB-1006B-70</b> <b>CB-1007B-70</b>
12VDC	0.1 to 10 Sec.	Knob	1	<b>CB-1047D-20</b>
24VDC	0.1 to 1 Sec.	Knob	1	CB-1026D-30
	0.1 to 10 Sec.			<b>CB-1028D-30</b>
	0.6 to 60 Sec.			CB-1029D-30
	1.8 to 180 Sec.			CB-1030D-30

**Delay on Release Models**

Voltage	Time	Adjustment	Wiring Dia.	Part Number
24VAC	0.1 to 10 Sec. 1.8 to 180 Sec	Knob	3	CB-1045B-38 <b>CB-1046B-38</b>
120VAC	0.1 to 10 Sec.	Knob	3	<b>CB-1021B-78</b>
	0.1 to 10 Sec.		5	<b>CB-1022B-78</b>
	0.6 to 60 Sec.		3	<b>CB-1023B-78</b>
	1.8 to 180 Sec.		3	<b>CB-1024B-78</b>
24VDC	0.1 to 10 Sec. 1.8 to 180 Sec.	Knob	3	<b>CB-1038D-38</b> <b>CB-1039D-38</b>

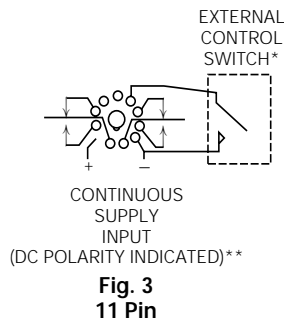
**Interval on Models**

Voltage	Time	Adjustment	Wiring Dia.	Part Number
24VAC	0.1 to 10 Sec.	Knob	1	<b>CB-1043B-39</b>
120VAC	0.1 to 5 Sec.	Knob	1	CB-1011B-79
	0.1 to 10 Sec.		1	CB-1014B-79
	1 to 10 Min.		1	CB-1018B-79
24VDC	0.1 to 5 Sec.	Knob	1	CB-1034D-39
	1.8 to 180 Sec.			CB-1036D-39

**Outline Dimensions**



**Wiring Diagrams - Bottom Views (pins numbered clockwise from keyway)**



\* If control switch is closed when power is applied, relay will immediately energize. A 50 millisecond minimum switch closure is required. IMPORTANT: A dry circuit switch is recommended. A "dry circuit" switch is one rated to reliably switch currents of less than 50mA. Use of a switch rated for other than dry circuit may result in failure of the time delay relay to function properly.  
\*\* Note: Input polarity for DC operation. For most reliable operation on AC, connect high side to "+" and low side to "-".



Компания «ЭлектроПласт» предлагает заключение долгосрочных отношений при поставках импортных электронных компонентов на взаимовыгодных условиях!

Наши преимущества:

- Оперативные поставки широкого спектра электронных компонентов отечественного и импортного производства напрямую от производителей и с крупнейших мировых складов;
- Поставка более 17-ти миллионов наименований электронных компонентов;
- Поставка сложных, дефицитных, либо снятых с производства позиций;
- Оперативные сроки поставки под заказ (от 5 рабочих дней);
- Экспресс доставка в любую точку России;
- Техническая поддержка проекта, помощь в подборе аналогов, поставка прототипов;
- Система менеджмента качества сертифицирована по Международному стандарту ISO 9001;
- Лицензия ФСБ на осуществление работ с использованием сведений, составляющих государственную тайну;
- Поставка специализированных компонентов (Xilinx, Altera, Analog Devices, Intersil, Interpoint, Microsemi, Aeroflex, Peregrine, Syfer, Eurofarad, Texas Instrument, Miteq, Cobham, E2V, MA-COM, Hittite, Mini-Circuits, General Dynamics и др.);

Помимо этого, одним из направлений компании «ЭлектроПласт» является направление «Источники питания». Мы предлагаем Вам помощь Конструкторского отдела:

- Подбор оптимального решения, техническое обоснование при выборе компонента;
- Подбор аналогов;
- Консультации по применению компонента;
- Поставка образцов и прототипов;
- Техническая поддержка проекта;
- Защита от снятия компонента с производства.



#### Как с нами связаться

**Телефон:** 8 (812) 309 58 32 (многоканальный)

**Факс:** 8 (812) 320-02-42

**Электронная почта:** [org@eplast1.ru](mailto:org@eplast1.ru)

**Адрес:** 198099, г. Санкт-Петербург, ул. Калинина, дом 2, корпус 4, литера А.