



## Main

Range of product	Zelio Time
Product or component type	Modular timing relay
Discrete output type	Relay
Device short name	RE22
Nominal output current	8 A

## Complementary

Contacts type and composition	1 C/O timed or instantaneous contact, cadmium free 2 C/O timed contact, cadmium free
Time delay type	C
Time delay range	0.05...1 s 0.3...3 s 1...10 s 10...100 s 3...30 h 3...30 min 3...30 s 30...300 h 30...300 min 30...300 s
Control type	Rotary knob Diagnostic button
[Us] rated supply voltage	24...240 V AC/DC at 50/60 Hz
Input voltage	<= 2.4 V
Voltage range	0.85...1.1 Us
Supply frequency	50...60 Hz (+/- 5 %)
Connections - terminals	Screw terminals : 1 x 0.5...1 x 3.3 mm <sup>2</sup> , AWG 20...AWG 12 solid cable without cable end Screw terminals : 2 x 0.5...2 x 2.5 mm <sup>2</sup> , AWG 20...AWG 14 solid cable without cable end Screw terminals : 1 x 0.2...1 x 2.5 mm <sup>2</sup> , AWG 24...AWG 14 flexible cable with cable end Screw terminals : 2 x 0.2...2 x 1.5 mm <sup>2</sup> , AWG 24...AWG 16 flexible cable with cable end
Tightening torque	5.31...8.85 lbf.in (0.6...1 N.m) conforming to IEC 60947-1
Housing material	Self-extinguishing
Repeat accuracy	+/- 0.5 % conforming to IEC 61812-1
Temperature drift	+/- 0.05 %/°C
Voltage drift	+/- 0.2 %/V
Setting accuracy of time delay	+/- 10 % of full scale at 25 °C conforming to IEC 61812-1
Minimum pulse duration	30 ms 100 ms (with load in parallel)
Insulation resistance	100 MOhm at 500 V DC conforming to IEC 60664-1
Reset time	120 ms (on de-energisation)
Immunity to microbreaks	<= 10 ms
Power consumption in VA	3 VA at 240 V AC
Power consumption in W	1.5 W at 240 V DC
Switching capacity in VA	2000 VA
Minimum switching current	10 mA 5 V DC

The information provided in this documentation contains general descriptions and/or technical characteristics of the products contained herein. This documentation is not intended as a substitute for and is not to be used for determining suitability or reliability of these products for specific user applications. It is the duty of any such user or integrator to perform the appropriate and complete risk analysis, evaluation and testing of the products with respect to the relevant specific application or use thereof. Neither Schneider Electric Industries SAS nor any of its affiliates or subsidiaries shall be responsible or liable for misuse of the information contained herein.

Maximum switching current	8 A
Maximum switching voltage	250 V AC
Electrical durability	100000 cycles for 8 A at 250 V AC-1 100000 cycles for 2 A at 24 V DC-1
Mechanical durability	10000000 cycles
[Uimp] rated impulse withstand voltage	5 kV 1.2...50 µs conforming to IEC 60664-1
Delay response	< 100 ms
Creepage distance	4 kV/3 conforming to IEC 60664-1
Overvoltage category	III conforming to IEC 60664-1
Safety reliability data	MTTFd = 251.1 years B10d = 230000
Mounting position	Any position
Mounting support	35 mm DIN rail conforming to EN/IEC 60715
Status LED	Green LED backlight (steady) dial pointer indication Yellow LED (steady) output relay energised Yellow LED (fast flashing) timing in progress and output relay de-energised Yellow LED (slow flashing) timing in progress and output relay energised
Width	0.89 in (22.5 mm)
Product weight	0.23 lb(US) (0.105 kg)

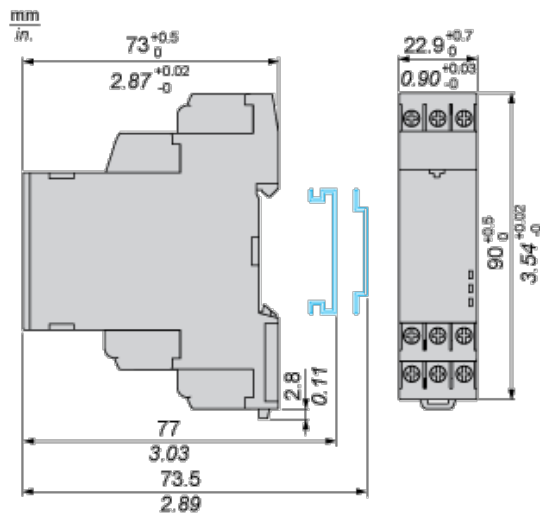
## Environment

dielectric strength	2.5 kV for 1 mA/1 minute at 50 Hz between relay output and power supply with basic insulation conforming to IEC 61812-1
standards	IEC 61812-1 UL 508
directives	2004/108/EC - electromagnetic compatibility 2006/95/EC - low voltage directive
product certifications	CCC CE CSA GL UL RCM EAC China RoHS
ambient air temperature for operation	-4...140 °F (-20...60 °C)
ambient air temperature for storage	-40...158 °F (-40...70 °C)
IP degree of protection	IP20(terminals) conforming to IEC 60529 IP40 (housing) conforming to IEC 60529 IP50 (front panel) conforming to IEC 60529
pollution degree	3 conforming to IEC 60664-1
vibration resistance	20 m/s <sup>2</sup> (f = 10...150 Hz) conforming to IEC 60068-2-6
shock resistance	15 gn (not operating) (duration = 11 ms) conforming to IEC 60068-2-27 5 gn (in operation) (duration = 11 ms) conforming to IEC 60068-2-27
relative humidity	95 % at 25...55 °C
electromagnetic compatibility	Fast transients immunity test (test level: 1 kV, level 3 - capacitive connecting clip) conforming to IEC 61000-4-4 Surge immunity test (test level: 1 kV, level 3 - differential mode) conforming to IEC 61000-4-5 Surge immunity test (test level: 2 kV, level 3 - common mode) conforming to IEC 61000-4-5 Electrostatic discharge (test level: 6 kV, level 3 - contact discharge) conforming to IEC 61000-4-2 Electrostatic discharge (test level: 8 kV, level 3 - air discharge) conforming to IEC 61000-4-2 Radiated radio-frequency electromagnetic field immunity test (test level: 10 V/m, level 3 - 80 MHz...1 GHz) conforming to IEC 61000-4-3 Conducted RF disturbances (test level: 10 V, level 3 - 0.15...80 MHz) conforming to IEC 61000-4-6 Fast transient bursts (test level: 2 kV, level 3 - direct contact) conforming to IEC 61000-4-4 Immunity to microbreaks and voltage drops (test level: 30 % - 500 ms) conforming to IEC 61000-4-11 Immunity to microbreaks and voltage drops (test level: 100 % - 20 ms) conforming to IEC 61000-4-11

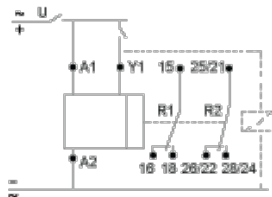
## Offer Sustainability

Green Premium product	Green Premium product
Compliant - since 1650 - Schneider Electric declaration of conformity	Compliant - since 1650 - Schneider Electric declaration of conformity
Reference not containing SVHC above the threshold	Reference not containing SVHC above the threshold
Available	Available
Available	Available
WARNING: This product can expose you to chemicals including:	WARNING: This product can expose you to chemicals including:
Lead and lead compounds, which is known to the State of California to cause cancer and birth defects or other reproductive harm.	Lead and lead compounds, which is known to the State of California to cause cancer and birth defects or other reproductive harm.
For more information go to <a href="http://www.p65warnings.ca.gov">www.p65warnings.ca.gov</a>	For more information go to <a href="http://www.p65warnings.ca.gov">www.p65warnings.ca.gov</a>

## Dimensions



## Wiring Diagram

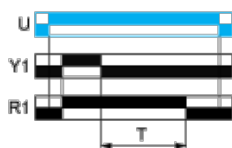


## Function C: Off-Delay Relay with Control Signal

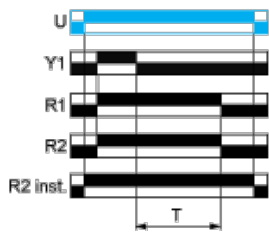
### Description

After energisation of power supply and energization of Y1 causes output(s) R close(s). When Y1 deenergizes, timing T starts. At the end of this timing period T, the output(s) R revert(s) to its/their initial position. The second output (R2) can be either timed (when set to "TIMED") or instantaneous (when set to "INST").

### Function: 1 Output



### Function: 2 Outputs



### Legend

- Relay de-energised
- Relay energised
- Output open
- Output closed

U - Supply

T - Timing period

R1/R22 timed outputs

-

R2 The second output is instantaneous if the right position is selected  
**inst.**

-

Y1 - Retrigger / Restart control



Компания «ЭлектроПласт» предлагает заключение долгосрочных отношений при поставках импортных электронных компонентов на взаимовыгодных условиях!

Наши преимущества:

- Оперативные поставки широкого спектра электронных компонентов отечественного и импортного производства напрямую от производителей и с крупнейших мировых складов;
- Поставка более 17-ти миллионов наименований электронных компонентов;
- Поставка сложных, дефицитных, либо снятых с производства позиций;
- Оперативные сроки поставки под заказ (от 5 рабочих дней);
- Экспресс доставка в любую точку России;
- Техническая поддержка проекта, помощь в подборе аналогов, поставка прототипов;
- Система менеджмента качества сертифицирована по Международному стандарту ISO 9001;
- Лицензия ФСБ на осуществление работ с использованием сведений, составляющих государственную тайну;
- Поставка специализированных компонентов (Xilinx, Altera, Analog Devices, Intersil, Interpoint, Microsemi, Aeroflex, Peregrine, Syfer, Eurofarad, Texas Instrument, Miteq, Cobham, E2V, MA-COM, Hittite, Mini-Circuits, General Dynamics и др.);

Помимо этого, одним из направлений компании «ЭлектроПласт» является направление «Источники питания». Мы предлагаем Вам помощь Конструкторского отдела:

- Подбор оптимального решения, техническое обоснование при выборе компонента;
- Подбор аналогов;
- Консультации по применению компонента;
- Поставка образцов и прототипов;
- Техническая поддержка проекта;
- Защита от снятия компонента с производства.



#### Как с нами связаться

**Телефон:** 8 (812) 309 58 32 (многоканальный)

**Факс:** 8 (812) 320-02-42

**Электронная почта:** [org@eplast1.ru](mailto:org@eplast1.ru)

**Адрес:** 198099, г. Санкт-Петербург, ул. Калинина, дом 2, корпус 4, литера А.