



IP68

EXPlora



EXPLORA

Independently tested for compliance to ATEX standards for use in Zone 2 and Zone 22 environments, the new EXP series is manufactured from a tough, high grade UL94V-0 rated Polyester material and provides environmental sealing to IP68. The ATEX coding is: Ex II 3 GD and the certificated no: Baseefa09ATEX0232X.

EXPlora is rated up to 18A, 600Vac/dc for 2, 3, 4 and 5 poles, 16A, 430Vac/dc for 7 pole and 10A, 250Vac/dc for 10 poles. The 3, 4, 5 and 7 pole versions have leading earth contacts making them suitable for single or three phase applications.

The EXPlora range is most suited to manufacturers of ancillary electrical equipment such as motors, pumps, lighting equipment, process and control gear for use in factories and plant where hazardous, or explosive atmospheres can be caused by flammable gases, mists or vapours or by combustible dusts.

Type		Page
EXPlora		
EXP-0911	Cable Connector	15
EXP-A911	Cable Connector - Large dia. cable	15
EXP-0921	In-line Cable Connector	15
EXP-A921	In-line Cable Connector - Large dia. cable	15
EXP-0931	Panel Mounting	16
EXP-0941	Flange Mounting	16
Accessories		16

EXP Series EXPlora - Hazardous Area



IP68



- ATEX approval for Zone 2 and Zone 22 applications
- Independently tested
- ATEX Coding: $\text{Ex} \text{II} 3 \text{GD}$
- ATEX Classification: Ex nA IIC T6 Gc
Ex tc IIIC T85°C Dc
- ATEX Certificate No: Baseefa09ATEX0232X
- IP68 rating tested at 1.054kg/sq cm (15lb/sq in) 10m depth for 2 weeks
- Up to 18A, 600V ac/dc rating
- 2, 3, 4, 5, 7 and 10 pole
- Leading earth contact for 3, 4, 5 & 7 pole versions
- Trailing Neutral on 5 pole
- Plug or socket connection in each body style
- Water and dustproof to IP68 when mated
- 'Scoop proof' contacts
- Field termination - screw terminations
- Positive locating keyways - cannot be mis-connected
- Sealing caps available to maintain IP68 rating of unmated connectors
- Compact design
- Easy assembly - no special tools required
- Single or 3 phase applications
- Cost effective solution
- Cable acceptance from 7 to 22mm O/D
- Two cable connector versions for 15mm and 22mm (maximum) cable diameters
- Separate strain relief on large cable version

EXP Series EXPLora - Hazardous Area Connector

EXPLORA

FLEX CABLE CONNECTOR

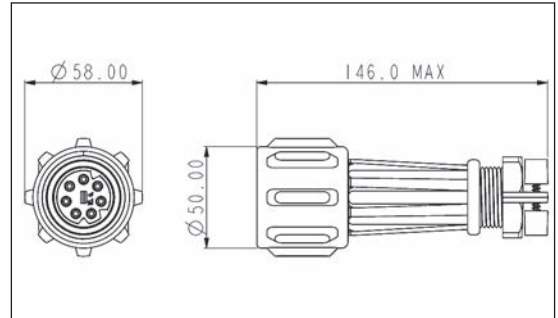
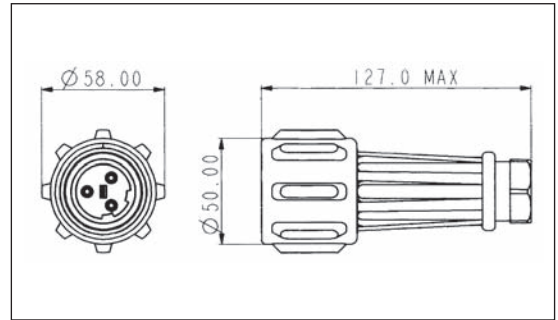


EXP-0911



EXP-A911

- Mates with in-line flex or panel mounting versions
- Positive, fast acting locking ring - can be turned with a gloved hand
- Plug or socket versions
- EXP-0 Series 13-15mm cable dia. acceptance as standard, 7-13mm with additional gland pack
- EXP-A Series 20-22mm cable dia. acceptance as standard, 14-20mm with additional gland pack
- Strain Relief Clamp (EXP-A Series only)



Flex Cable

Standard Cable	Large Cable	Description	Standard Cable	Large Cable	Description
EXP-0911/02/P	EXP-A911/02/P	2 pole Plug	EXP-0911/02/S	EXP-A911/02/S	2 pole Socket
EXP-0911/03/P	EXP-A911/03/P	3 pole Plug	EXP-0911/03/S	EXP-A911/03/S	3 pole Socket
EXP-0911/04/P	EXP-A911/04/P	4 pole Plug	EXP-0911/04/S	EXP-A911/04/S	4 pole Socket
EXP-0911/05/P	EXP-A911/05/P	5 pole Plug	EXP-0911/05/S	EXP-A911/05/S	5 pole Socket
EXP-0911/07/P	EXP-A911/07/P	7 pole Plug	EXP-0911/07/S	EXP-A911/07/S	7 pole Socket
EXP-0911/10/P	EXP-A911/10/P	10 pole Plug	EXP-0911/10/S	EXP-A911/10/S	10 pole Socket

IN-LINE FLEX CABLE CONNECTOR

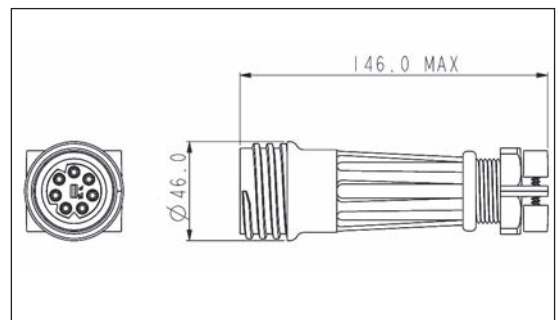
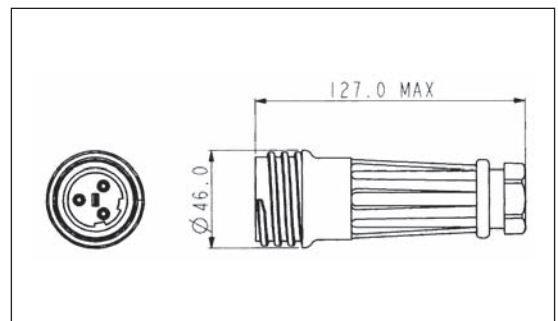


EXP-0921



EXP-A921

- Mates with either EXP-0911 or EXP-A911 connectors
- Plug or socket versions
- EXP-0 Series 13-15mm cable dia. acceptance as standard, 7-13mm with additional gland pack
- EXP-A Series 20-22mm cable dia. acceptance as standard, 14-20mm with additional gland pack
- Strain Relief Clamp (EXP-A Series only)



In-Line Flex Cable

Standard Cable	Large Cable	Description	Standard Cable	Large Cable	Description
EXP-0921/02/P	EXP-A921/02/P	2 pole Plug	EXP-0921/02/S	EXP-A921/02/S	2 pole Socket
EXP-0921/03/P	EXP-A921/03/P	3 pole Plug	EXP-0921/03/S	EXP-A921/03/S	3 pole Socket
EXP-0921/04/P	EXP-A921/04/P	4 pole Plug	EXP-0921/04/S	EXP-A921/04/S	4 pole Socket
EXP-0921/05/P	EXP-A921/05/P	5 pole Plug	EXP-0921/05/S	EXP-A921/05/S	5 pole Socket
EXP-0921/07/P	EXP-A921/07/P	7 pole Plug	EXP-0921/07/S	EXP-A921/07/S	7 pole Socket
EXP-0921/10/P	EXP-A921/10/P	10 pole Plug	EXP-0921/10/S	EXP-A921/10/S	10 pole Socket

EXP Series EXPLora - Hazardous Area Connector 

PANEL MOUNTING CONNECTOR



EXP-0931

- Mates with EXP-0911 and EXP-A911 connectors
- Single hole fixing
- Anti-rotation key
- High grade sealing gasket
- 3-7mm panel thickness



Panel Mounting

EXP-0931/02/P	2 pole Plug	EXP-0931/02/S	2 pole Socket
EXP-0931/03/P	3 pole Plug	EXP-0931/03/S	3 pole Socket
EXP-0931/04/P	4 pole Plug	EXP-0931/04/S	4 pole Socket
EXP-0931/05/P	5 pole Plug	EXP-0931/05/S	5 pole Socket
EXP-0931/07/P	7 pole Plug	EXP-0931/07/S	7 pole Socket
EXP-0931/10/P	10 pole Plug	EXP-0931/10/S	10 pole Socket

FLANGE MOUNTING CONNECTOR



EXP-0941

- Mates with EXP-0911 and EXP-A911 connectors
- Supplied with high grade sealing gasket
- Supplied with sealing grommets for panel fixing screws (M6 thread recommended)



Flange Mounting

EXP-0941/02/P	2 pole Plug	EXP-0941/02/S	2 pole Socket
EXP-0941/03/P	3 pole Plug	EXP-0941/03/S	3 pole Socket
EXP-0941/04/P	4 pole Plug	EXP-0941/04/S	4 pole Socket
EXP-0941/05/P	5 pole Plug	EXP-0941/05/S	5 pole Socket
EXP-0941/07/P	7 pole Plug	EXP-0941/07/S	7 pole Socket
EXP-0941/10/P	10 pole Plug	EXP-0941/10/S	10 pole Socket

ACCESSORIES



EXP-0990, EXP-0991, EXP-0992

- Heavy duty sealing caps to maintain IP68 rating of unmated connectors, with stainless steel straps

Sealing Caps

EXP-0990	Heavy duty sealing cap for use with EXP-0911/xx/x and EXP-A911/xx/x
EXP-0991	Heavy duty sealing cap for use with EXP-0921/xx/x and EXP-A921/xx/x
EXP-0992	Heavy duty sealing cap for use with EXP-0931 and EXP-0941

Gland Packs

EXP-0980	Pack of 3 additional cable glands for EXP-0911 and EXP-0921 to suit cable sizes; 11-13mm, 9-11 and 7-9mm dia.
EXP-A980	Pack of 3 additional cable glands for EXP-A911 and EXP-A921 to suit cable sizes; 18-20mm, 16-18 and 14-16mm dia.

EXP EXP Series EXPLora - Hazardous Area Connector

SPECIFICATION

Electrical:

No Poles:	2, 3, 4, 5	7	10
Current Rating:	18A	16A	10A
Voltage Rating:	600Vac/dc	430Vac/dc	250Vac/dc
Contact Resistance:	<10mΩ (initial)		
Insulation Resistance:	>10 ⁶ MΩ (@ 500V dc)		
Dielectric strength:	2.2kV ac min		
AC Breakdown voltage:	6kV		
Ambient Temperature Range:	-20°C to +55°C		
Standards:	ATEX Zone 2 and Zone 22 IEC60079-0:2007 IEC60079-15:2005		
ATEX Coding:	⊕ II 3 GD		
ATEX Certificate No:	Baseefa09ATEX0232X		
ATEX Classification:	Ex nA IIC T6 Gc Ex tc IIIC T85°C Dc		

Materials:

Body Mouldings:	Polyester
Cap Mouldings:	Polycarbonate
Flammability Rating:	UL94V-0
UV Resistance:	To EN50021:1999
Contacts:	Machined Solid Brass, Nickel plated
O Rings:	Nitrile
Panel Sealing Gasket:	Silicone Rubber
RoHS	Compliant

Mechanical:

Sealing:	IP68, EN60529:2001 tested @ 1.054kg/sq.cm. (15lb/sq.in.) 10m depth for 2 weeks
Cable Acceptance:	EXP-0911 - EXP-0921 13 - 15mm O/D standard, 7-13mm with gland pack EXP-A911 - EXP-A921 20 - 22mm O/D standard, 14 - 20mm with gland pack
Contact Accommodation:	2-7 pole - 2.5 to 4mm ² (13 to 10AWG) conductor, single or multi stranded 10 pole - 0.75 to 2mm ² (14 to 18AWG) conductor, single or multi stranded
Termination:	Axial screw terminals
Cable Retention force:	22mm dia, 150N 15mm dia, 150N 7mm dia, 80N
Gland Nut Torques:	
EXP-0 range	
13-15mm (Yellow - std.)	3.16Nm (28lbf/in)
11-13mm (black)	3.16Nm (28lbf/in)
9-11mm (white)	3.16Nm (28lbf/in)
7-9mm (dark grey)	3.16Nm (28lbf/in)
EXP-A range	
20-22mm (Yellow - std.)	3.16Nm (28lbf/in)
18-20mm (black)	3.16Nm (28lbf/in)
16-18mm (white)	3.16Nm (28lbf/in)
14-16mm (dark grey)	3.16Nm (28lbf/in)
Tightening Torques:	
Panel mount nut	2.25 Nm
Flange & Bulkhead fixing screws	0.9 Nm
Rear thread EXP-0931 series	M36 x 2-6g

EXP Series EXPLora - Hazardous Area Connector 

PART NO SYSTEM

EXP-09 x x / xx / x / x

Series Designation

09 = Standard Cable Accommodation (7-13mm)
A9 = Large Cable Accommodation (14-22mm)

Body Styles

1 = Flex, 2 = Flex In-line, 3 = Panel, 4 = Flange Panel

Contact Termination

1 = Screw Terminal

Number Contacts

02 = 2 pole, 03 = 3 pole, 04 = 4 pole,
05 = 5 pole, 07 = 7 pole, 10 = 10 pole

Contact Type

P = Plug, S = Socket

Cable Acceptance

EXP-0 version:

Blank = 13-15mm Yellow cable gland (std)
3 = 11-13mm Black cable gland
2 = 9-11mm White cable gland
1 = 7-9mm Dark Grey cable gland

EXP-A version:

Blank = 20-22mm Yellow cable gland (std)
9 = 18-20mm Black cable gland
8 = 16-18mm White cable gland
7 = 14-16mm Dark Grey cable gland

Example:

EXP-0911/07/P/3 = Flex cable connector with standard cable accommodation body, seven pin contacts, with gland to suit 11-13mm cable.

CONTACT LAYOUT



DIMENSIONS

Overall dimensions of connectors when mated together:

EXP-0911 + EXP-0921	230 mm max.
EXP-A911 + EXP-A921	270 mm max.
EXP-0911 + EXP-0931	135 mm max. (to panel)
EXP-A911 + EXP-A931	175 mm max. (to panel)
EXP-0911 + EXP-0941	145 mm max. (to panel, mid point on flange)
EXP-A911 + EXP-A941	174 mm max. (to panel, mid point on flange)



Компания «ЭлектроПласт» предлагает заключение долгосрочных отношений при поставках импортных электронных компонентов на взаимовыгодных условиях!

Наши преимущества:

- Оперативные поставки широкого спектра электронных компонентов отечественного и импортного производства напрямую от производителей и с крупнейших мировых складов;
- Поставка более 17-ти миллионов наименований электронных компонентов;
- Поставка сложных, дефицитных, либо снятых с производства позиций;
- Оперативные сроки поставки под заказ (от 5 рабочих дней);
- Экспресс доставка в любую точку России;
- Техническая поддержка проекта, помощь в подборе аналогов, поставка прототипов;
- Система менеджмента качества сертифицирована по Международному стандарту ISO 9001;
- Лицензия ФСБ на осуществление работ с использованием сведений, составляющих государственную тайну;
- Поставка специализированных компонентов (Xilinx, Altera, Analog Devices, Intersil, Interpoint, Microsemi, Aeroflex, Peregrine, Syfer, Eurofarad, Texas Instrument, Miteq, Cobham, E2V, MA-COM, Hittite, Mini-Circuits, General Dynamics и др.);

Помимо этого, одним из направлений компании «ЭлектроПласт» является направление «Источники питания». Мы предлагаем Вам помощь Конструкторского отдела:

- Подбор оптимального решения, техническое обоснование при выборе компонента;
- Подбор аналогов;
- Консультации по применению компонента;
- Поставка образцов и прототипов;
- Техническая поддержка проекта;
- Защита от снятия компонента с производства.



Как с нами связаться

Телефон: 8 (812) 309 58 32 (многоканальный)

Факс: 8 (812) 320-02-42

Электронная почта: org@eplast1.ru

Адрес: 198099, г. Санкт-Петербург, ул. Калинина, дом 2, корпус 4, литера А.