Series 100 thru 111
DIP Jumpers

FEATURES

- Wide Array of DIP Jumper Configurations and Wiring Possibilities
- Reliable, Electronically-tested Solder Connections
- Protective Covers Ultrasonically-welded with Strain Relief
- Easy Identification and Tracing with 10-color Cable

GENERAL SPECIFICATIONS

- **HEADER BODY AND COVER:** black UL 94V-0 4/6 Nylon
- **HEADER PINS:** Brass 1/2-hard
- **STANDARD PIN PLATING:** 10µ [0.25µ] min. Au per MIL-G-45204 over 50µ [1.27µ] min. Ni per QQ-N-290
- **OPTIONAL PLATING:** 200µ [5.08µ] min. matte Sn per ASTM B545-97(2004)e1 over 50µ [1.27mm] min. Ni per QQ-N-290; **–OR–** 200µ [5.08µ] 90/10 Sn/Pb per MIL-T-10727 Type I over 50µ [1.27µ] min. Ni per QQ-N-290
- **CABLE INSULATION:** UL style 2697 Polyvinyl Chloride (PVC)
- **CABLE LAMINATE:** clear PVC, self-extinguishing*
- **0.050 [1.27] PITCH CONDUCTORS:** 28-AWG, 7/36-strand, tinned Cu per ASTM B 33
- **0.039 [0.99] PITCH CONDUCTORS:** 26-AWG, 7/34-strand)
- **CABLE CURRENT RATING:** 1 amp at 10°C [50°F] above ambient
- **CABLE VOLTAGE RATING:** 300V
- **CABLE TEMPERATURE RATING:** 176°F [80°C]
- **CABLE CAPACITANCE:** 13.0pF/ft. [42.7pF/meter] nominal at 1MHz*
- **CROSSTALK:** 10-ft sample, 5ns rise time with 2 lines driven; near end 4.7%; far end 4.3% nominal*
- **PROPAGATION DELAY:** 1.5ns/ft. [4.9ns/meter] nominal*
- **INSULATION RESISTANCE:** 1010Ω (10 ft. [3 meters] min.)

ORDERING INFORMATION

XX-XXXX-XXX XXX

- **Optional Header Pin Plating**
  - T = Sn
  - TL = Sn/Pb
  - TW = Twisted Pair Cable
  - ST = Stripped, Sn-dipped (106-111 Series)
- **Jumper Series**
- **Cable Length** (inches)
  - 2" = 002 (min.) [50.88]
  - 2.5" = 002.5
- **No. of Conductors** (see Table)

MOUNTING CONSIDERATIONS

- **SUGGESTED PCB HOLE SIZE:** 0.033 ±0.002 [0.86 ±0.05] dia.

* Applies to 0.050 [1.27] Pitch Cable Only

NUMBER OF CONDUCTORS

Available Sizes	Centers "C"	Dim. "D"
4 thru 20	0.300 [7.62]	0.395 [10.03]
22	0.400 [10.16]	0.495 [12.57]
24, 28, 40	0.600 [15.24]	0.695 [17.65]

SINGLE-END DIP JUMPER WIRE LIST

Series 106, 108, 110		Series 107, 109, 111	
Wire Number	Header Pin Number	Wire Number	Header Pin Number
1	1	1	1
2	8	2	2
3	2	3	3
4	7	4	4
5	3	5	5
6	6	6	6
7	4	7	7
8	5	8	8

ALL DIMENSIONS: INCHES [MILLIMETERS]
ALL TOLERANCES: ±0.005 [0.13] UNLESS OTHERWISE SPECIFIED
FOR OTHER CONFIGURATIONS, SEE DATA SHEET 11007
CONSULT FACTORY FOR OTHER SIZES AND CONFIGURATIONS

CUSTOMIZATION: ARIES SPECIALIZES IN CUSTOM DESIGN AND PRODUCTION. SPECIAL MATERIALS, PLATINGS, SIZES, AND CONFIGURATIONS CAN BE FURNISHED, DEPENDING ON QUANTITY.

ARIES RESERVES THE RIGHT TO CHANGE PRODUCT GENERAL SPECIFICATIONS WITHOUT NOTICE

PRINTOUTS OF THIS DOCUMENT MAY BE OUT-OF-DATE AND SHOULD BE CONSIDERED UNCONTROLLED

ARIES ELECTRONICS, INC.
2609 Bartram Road • Bristol, PA 19007-6810 USA
TEL 215-781-9956 • FAX 215-781-9845
WWW.ARIESELEC.COM • INFO@ARIESELEC.COM

RoHS Compliant

Series 100 thru 111
DIP Jumpers

Series 100

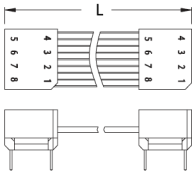

"A" = (No. of Conductors x 0.050 [1.27]) + 0.095 [2.41]
"B" = (No. of Conductors -1) x 0.050 [1.27]
"L" ±0.125

Numbers shown pin side, for referene only

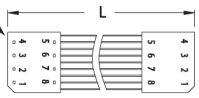

Series 101

Header Detail
(Series 100, 101)

NOTE: 10, 12, 18, 20 & 28 Conductor Jumpers Do Not Have Numbers on Covers

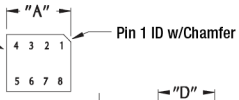

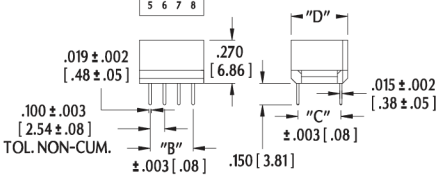

Series 102

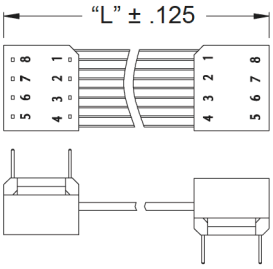

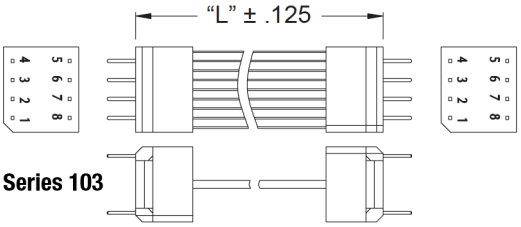

Series 103

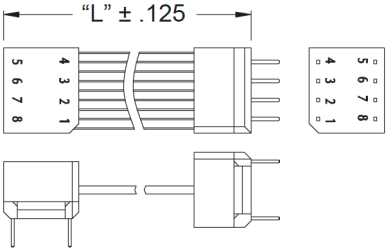

Series 104

Series 105

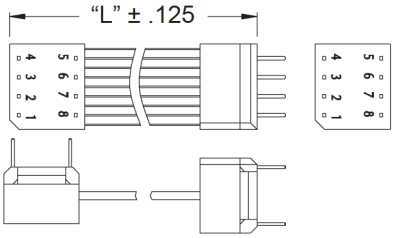

Series 106

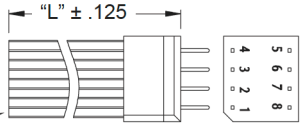

Series 107

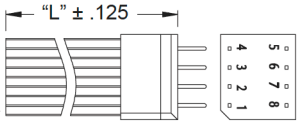

Series 108

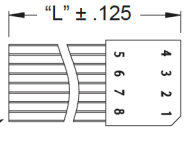

Series 109

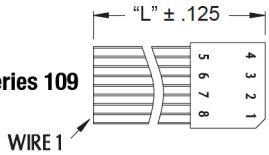

Series 110

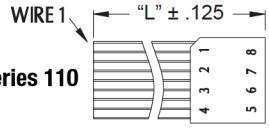

Series 111

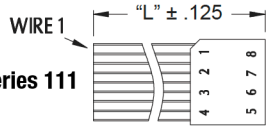

Cable Detail
(Series 107/109/111)

"Z"=(NO. OF CONDUCTORS - 1) X .039 [.99]

Cable Detail

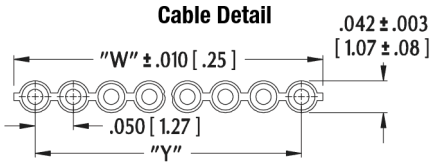

"W"=(NO. OF CONDUCTORS X .050 [1.27]) + .005 [.08]
"Y"=(NO. OF CONDUCTORS - 1) X .050 [1.27]

ALL DIMENSIONS: INCHES [MILLIMETERS]
ALL TOLERANCES: ±0.005 [0.13] UNLESS OTHERWISE SPECIFIED
FOR OTHER CONFIGURATIONS, SEE DATA SHEET 11007
CONSULT FACTORY FOR OTHER SIZES AND CONFIGURATIONS

CUSTOMIZATION: ARIES SPECIALIZES IN CUSTOM DESIGN AND PRODUCTION. SPECIAL MATERIALS, PLATINGS, SIZES, AND CONFIGURATIONS CAN BE FURNISHED, DEPENDING ON QUANTITY.

ARIES RESERVES THE RIGHT TO CHANGE PRODUCT GENERAL SPECIFICATIONS WITHOUT NOTICE

PRINTOUTS OF THIS DOCUMENT MAY BE OUT-OF-DATE AND SHOULD BE CONSIDERED UNCONTROLLED

ARIES ELECTRONICS, INC.
2609 Bartram Road • Bristol, PA 19007-6810 USA
TEL 215-781-9956 • FAX 215-781-9845
WWW.ARIESELEC.COM • INFO@ARIESELEC.COM

RoHS Compliant

Компания «ЭлектроПласт» предлагает заключение долгосрочных отношений при поставках импортных электронных компонентов на взаимовыгодных условиях!

Наши преимущества:

- Оперативные поставки широкого спектра электронных компонентов отечественного и импортного производства напрямую от производителей и с крупнейших мировых складов;
- Поставка более 17-ти миллионов наименований электронных компонентов;
- Поставка сложных, дефицитных, либо снятых с производства позиций;
- Оперативные сроки поставки под заказ (от 5 рабочих дней);
- Экспресс доставка в любую точку России;
- Техническая поддержка проекта, помощь в подборе аналогов, поставка прототипов;
- Система менеджмента качества сертифицирована по Международному стандарту ISO 9001;
- Лицензия ФСБ на осуществление работ с использованием сведений, составляющих государственную тайну;
- Поставка специализированных компонентов (Xilinx, Altera, Analog Devices, Intersil, Interpoint, Microsemi, Aeroflex, Peregrine, Syfer, Eurofarad, Texas Instrument, Miteq, Cobham, E2V, MA-COM, Hittite, Mini-Circuits,General Dynamics и др.);

Помимо этого, одним из направлений компании «ЭлектроПласт» является направление «Источники питания». Мы предлагаем Вам помощь Конструкторского отдела:

- Подбор оптимального решения, техническое обоснование при выборе компонента;
- Подбор аналогов;
- Консультации по применению компонента;
- Поставка образцов и прототипов;
- Техническая поддержка проекта;
- Защита от снятия компонента с производства.

Как с нами связаться

Телефон: 8 (812) 309 58 32 (многоканальный)
Факс: 8 (812) 320-02-42
Электронная почта: org@eplast1.ru
Адрес: 198099, г. Санкт-Петербург, ул. Калинина, дом 2, корпус 4, литера А.