

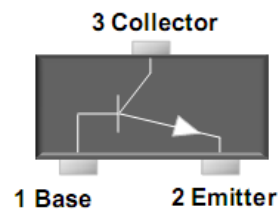
Small Signal Product

NPN Transistor
FEATURES

- Low reverse current, high reliability
- Surface device type mounting
- Moisture sensitivity level 1
- Matte Tin(Sn) lead finish with Nickel(Ni) underplate
- Pb free version and RoHS compliant
- Packing code with suffix "G" means green compound (halogen-free)

MECHANICAL DATA

- Case: SOT-323 small outline plastic package
- Terminal: Matte tin plated, lead free., solderable per MIL-STD-202, Method 208 guaranteed
- High temperature soldering guaranteed : 260°C/10s
- Weight: 5 ± 0.5 mg


SOT-323


MAXIMUM RATINGS AND ELECTRICAL CHARACTERISTICS (T _A =25°C unless otherwise noted)			
PARAMETER	SYMBOL	VALUE	UNIT
Power Dissipation	P _D	200	mW
Collector-Base Voltage	V _{CBO}	BC846AW/BW/CW	80
		BC847AW/BW/CW	50
		BC848AW/BW/CW	30
		BC849AW/BW/CW	30
		BC850AW/BW/CW	50
Collector-Emitter Voltage	V _{CEO}	BC846AW/BW/CW	65
		BC847AW/BW/CW	45
		BC848AW/BW/CW	30
		BC849AW/BW/CW	30
		BC850AW/BW/CW	45
Emitter-Base Voltage	V _{EBO}	BC846AW/BW/CW	6
		BC847AW/BW/CW	6
		BC848AW/BW/CW	5
		BC849AW/BW/CW	5
		BC850AW/BW/CW	5
Collector Current	I _C	0.1	A
Peak Collector Current	I _{CM}	0.2	A
Junction and Storage Temperature Range	T _J , T _{STG}	-55 to + 150	°C

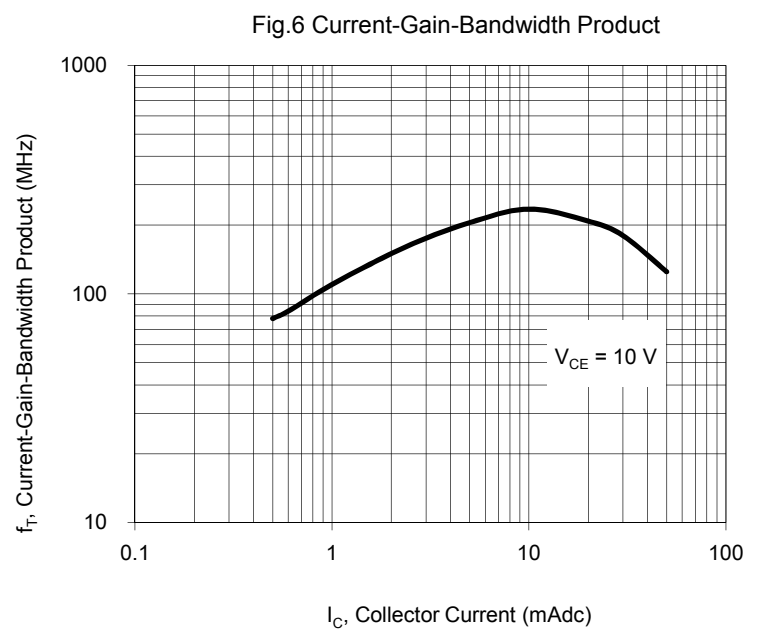
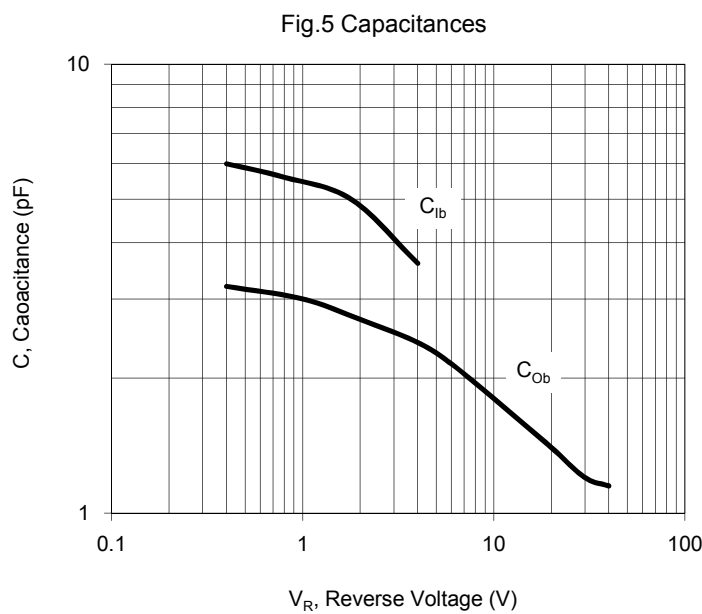
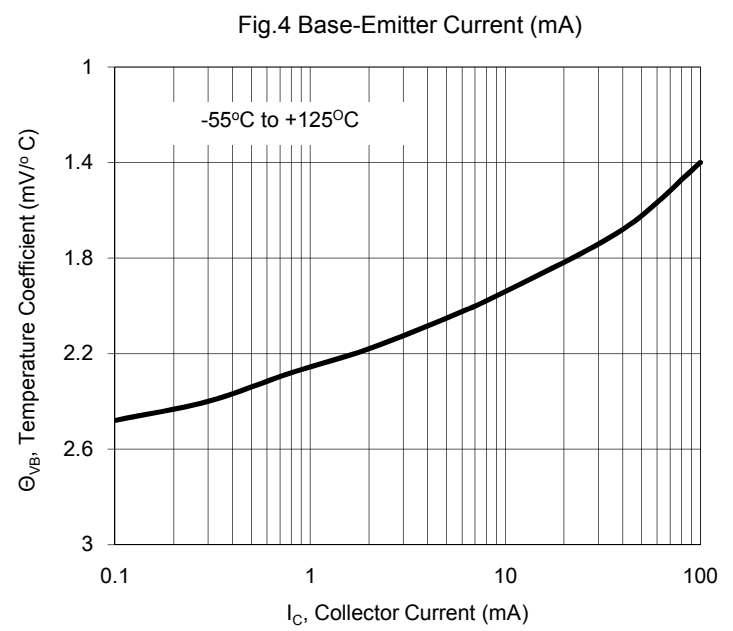
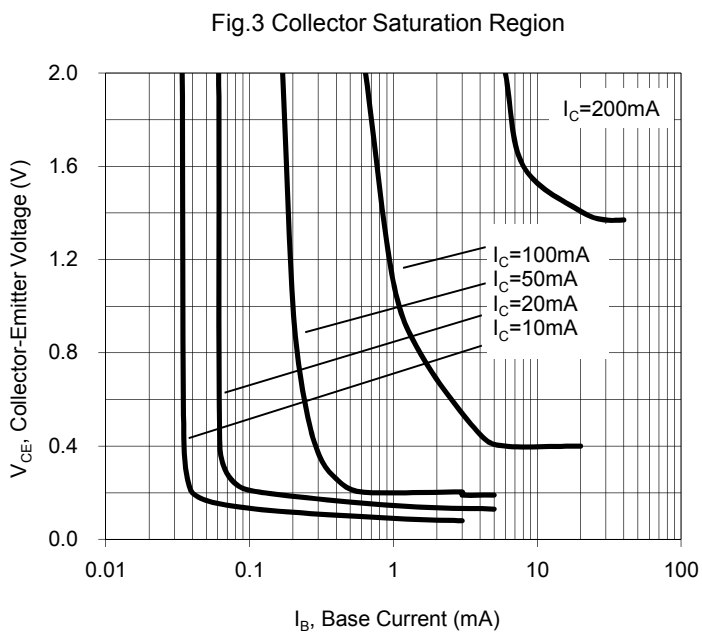
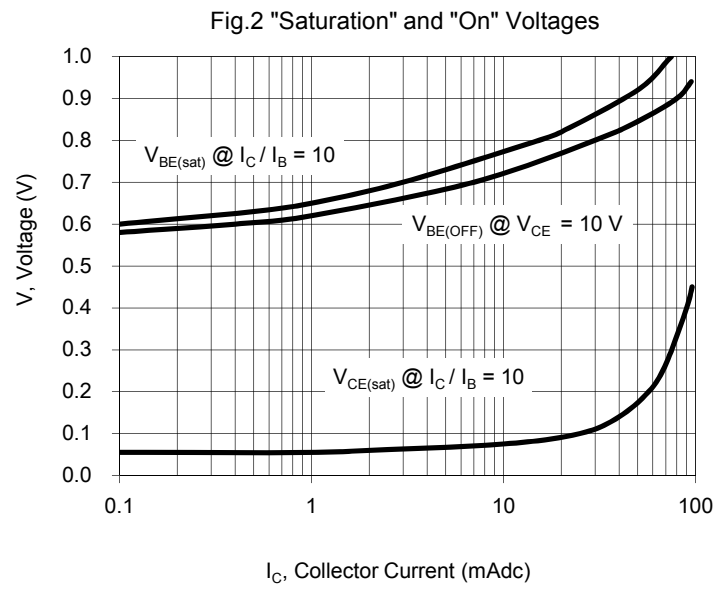
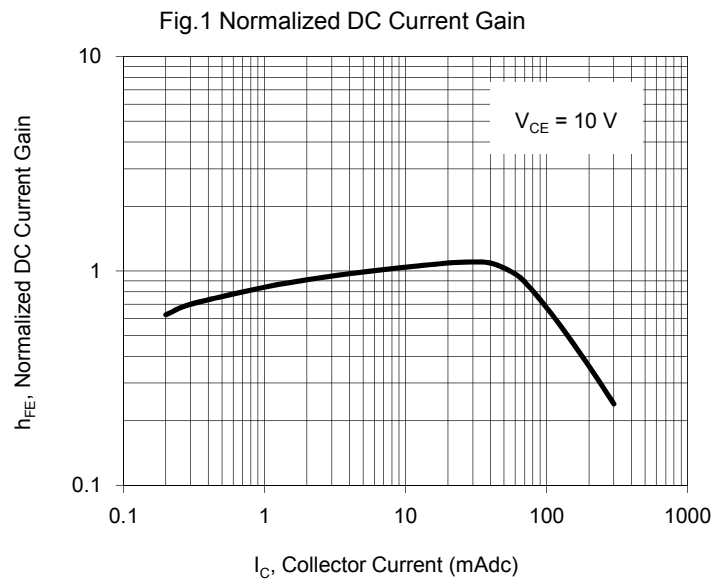
Small Signal Product

PARAMETER	SYMBOL	MIN	MAX	UNIT	
Collector-Base Breakdown Voltage at $I_C = 10 \mu\text{A}$	BC846AW/BW/CW	80	-	V	
	BC847AW/BW/CW	50	-		
	BC848AW/BW/CW	30	-		
	BC849AW/BW/CW	30	-		
	BC850AW/BW/CW	50	-		
Collector-Emitter Breakdown Voltage at $I_C = 10 \text{mA}$	BC846AW/BW/CW	65	-	V	
	BC847AW/BW/CW	45	-		
	BC848AW/BW/CW	30	-		
	BC849AW/BW/CW	30	-		
	BC850AW/BW/CW	45	-		
Emitter-Base Breakdown Voltage at $I_E = 1 \mu\text{A}$	BC846AW/BW/CW	6	-	V	
	BC847AW/BW/CW	6	-		
	BC848AW/BW/CW	5	-		
	BC849AW/BW/CW	5	-		
	BC850AW/BW/CW	5	-		
Collector Cut-off Current at $V_{CB} = 30 \text{V}$	I_{CBO}	-	15	nA	
Emitter Cut-off Current at $V_{EB} = 5 \text{V}$	I_{EBO}	-	100	nA	
DC Current Gain at $V_{CE} = 5 \text{V}$, $I_C = 2 \text{mA}$	BC846AW - BC850AW	110	220	-	
	BC846BW - BC850BW	200	450	-	
	BC846CW - BC850CW	420	800	-	
Collector-Emitter Saturation Voltage	$I_C = 10 \text{mA}$, $I_B = 0.5 \text{mA}$ $I_C = 100 \text{mA}$, $I_B = 5 \text{mA}$	$V_{CE(sat)}$	-	0.25	V
			-	0.60	
Transition Frequency	$V_{CE} = 5 \text{V}$, $I_C = 10 \text{mA}$, $f = 100 \text{MHz}$	f_T	100	-	MHz
Base Emitter Voltage	$V_{CE} = 5 \text{V}$, $I_C = 2 \text{mA}$ $V_{CE} = 5 \text{V}$, $I_C = 10 \text{mA}$	V_{BE}	0.58	0.70	V
			-	0.77	
Collector Output Capacitance	$V_{CB} = 10 \text{V}$, $I_E = 0$, $f = 1 \text{MHz}$	C_{ob}	-	4.50	pF

Small Signal Product

RATINGS AND CHARACTERISTICS CURVES

($T_A=25^\circ\text{C}$ unless otherwise noted)



Small Signal Product

Fig.7 DC Collector Current (mA)

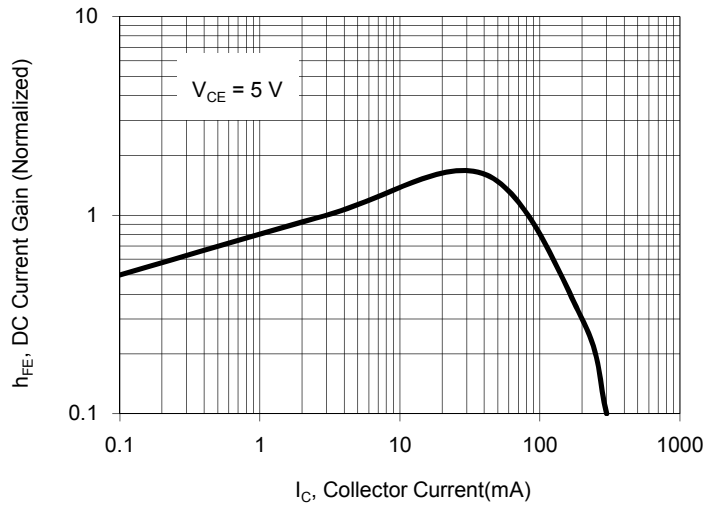


Fig. 8 "On" Voltage

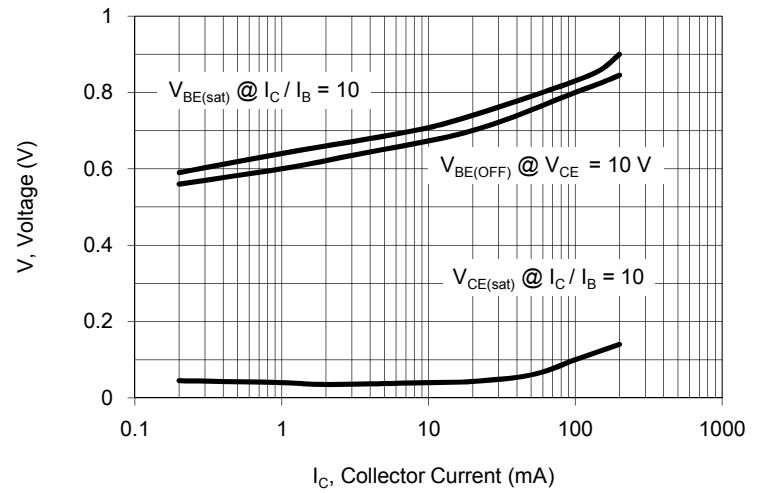


Fig.9 Collector Saturation Region

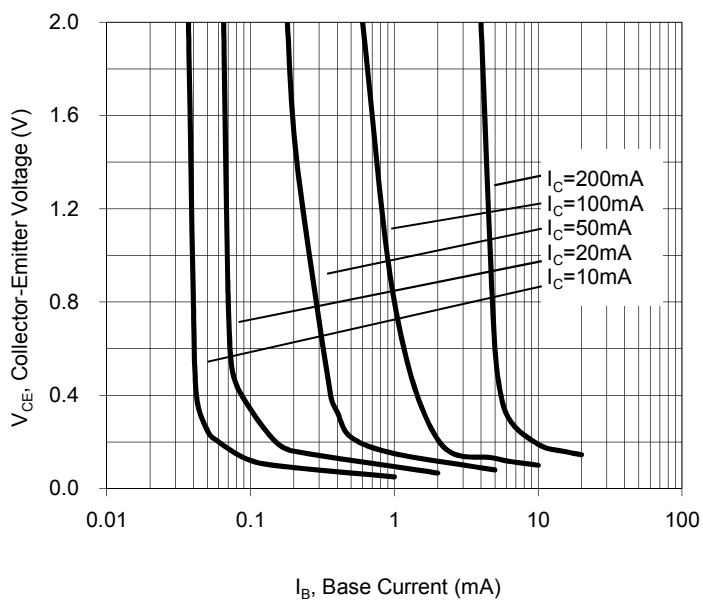


Fig.4 Base-Emitter Temperature Coefficient

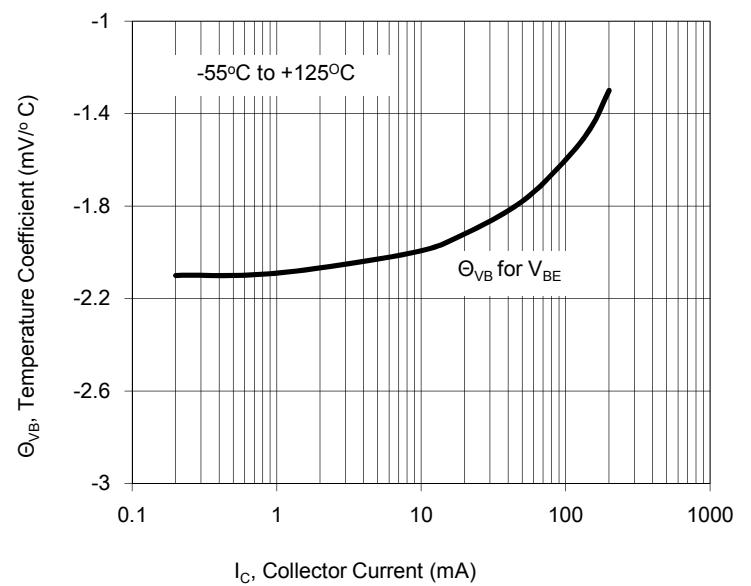


Fig.11 Capacitance

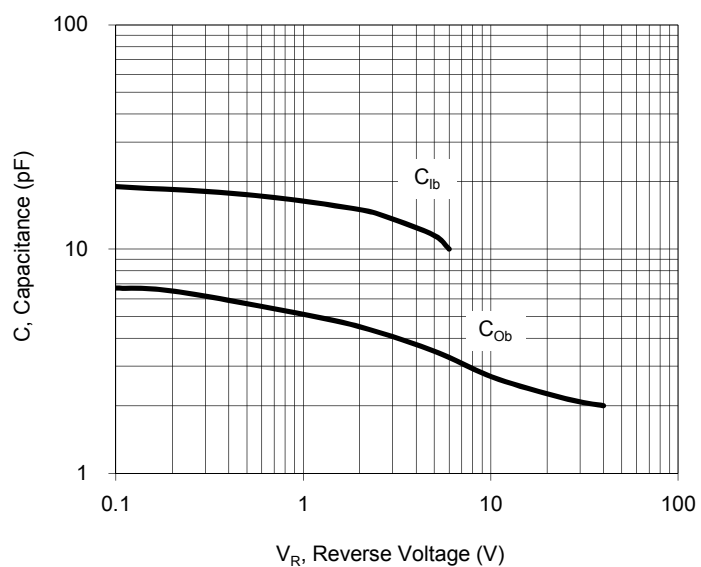
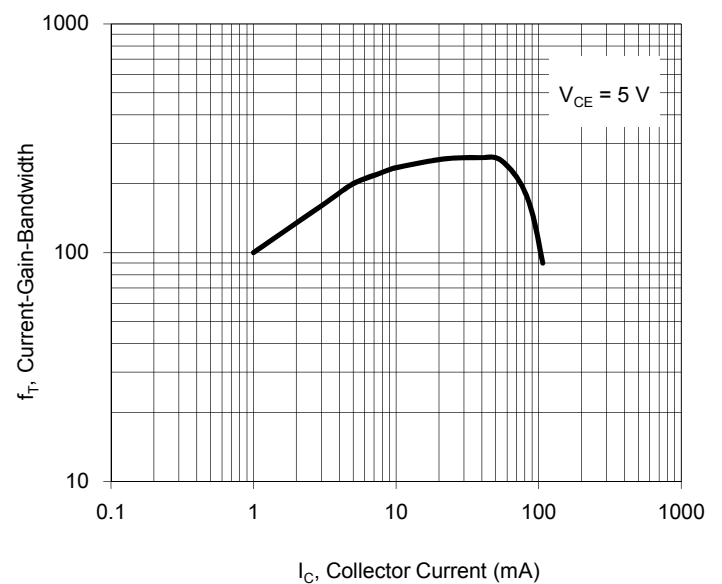


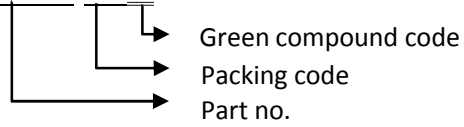
Fig.12 Current-Gain-Bandwidth Product



Small Signal Product

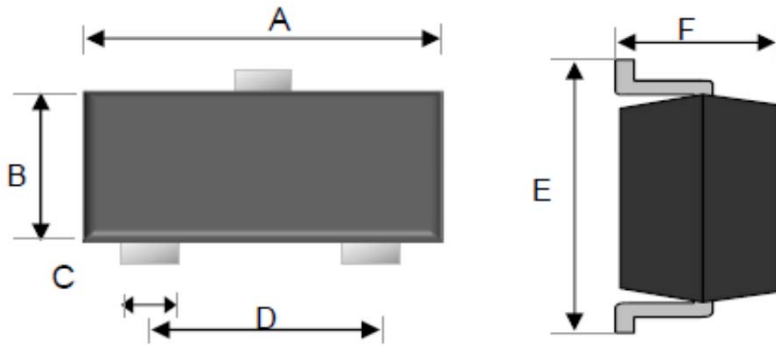
ORDER INFORMATION (EXAMPLE)

BC846AW RFG



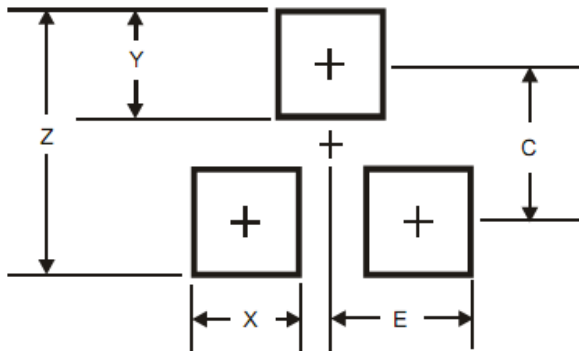
PACKAGE OUTLINE DIMENSIONS

SOT-323



DIM.	Unit (mm)		Unit (inch)	
	Min	Max	Min	Max
A	1.80	2.20	0.071	0.087
B	1.15	1.35	0.045	0.053
C	0.15	0.40	0.006	0.016
D	1.20	1.40	0.047	0.055
E	2.00	2.45	0.079	0.096
F	0.80	1.10	0.031	0.043

SUGGEST PAD LAYOUT



DIM.	Unit (mm)	Unit (inch)
	Typ.	Typ.
Z	2.80	0.110
X	0.70	0.028
Y	0.90	0.035
C	1.90	0.075
E	1.00	0.039

MARKING

Part No.	Marking
BC846AW	1A
BC847AW	1E
BC848AW	1E
BC849AW	1E
BC850AW	1E

Part No.	Marking
BC846BW	1B
BC847BW	1F
BC848BW	1F
BC849BW	1F
BC850BW	1F

Part No.	Marking
BC846CW	1C
BC847CW	1G
BC848CW	1G
BC849CW	1G
BC850CW	1G

Small Signal Product

Notice

Specifications of the products displayed herein are subject to change without notice. TSC or anyone on its behalf, assumes no responsibility or liability for any errors or inaccuracies.

Information contained herein is intended to provide a product description only. No license, express or implied, to any intellectual property rights is granted by this document. Except as provided in TSC's terms and conditions of sale for such products, TSC assumes no liability whatsoever, and disclaims any express or implied warranty, relating to sale and/or use of TSC products including liability or warranties relating to fitness for a particular purpose, merchantability, or infringement of any patent, copyright, or other intellectual property right.

The products shown herein are not designed for use in medical, life-saving, or life-sustaining applications. Customers using or selling these products for use in such applications do so at their own risk and agree to fully indemnify TSC for any damages resulting from such improper use or sale.



Компания «ЭлектроПласт» предлагает заключение долгосрочных отношений при поставках импортных электронных компонентов на взаимовыгодных условиях!

Наши преимущества:

- Оперативные поставки широкого спектра электронных компонентов отечественного и импортного производства напрямую от производителей и с крупнейших мировых складов;
- Поставка более 17-ти миллионов наименований электронных компонентов;
- Поставка сложных, дефицитных, либо снятых с производства позиций;
- Оперативные сроки поставки под заказ (от 5 рабочих дней);
- Экспресс доставка в любую точку России;
- Техническая поддержка проекта, помощь в подборе аналогов, поставка прототипов;
- Система менеджмента качества сертифицирована по Международному стандарту ISO 9001;
- Лицензия ФСБ на осуществление работ с использованием сведений, составляющих государственную тайну;
- Поставка специализированных компонентов (Xilinx, Altera, Analog Devices, Intersil, Interpoint, Microsemi, Aeroflex, Peregrine, Syfer, Eurofarad, Texas Instrument, Miteq, Cobham, E2V, MA-COM, Hittite, Mini-Circuits, General Dynamics и др.);

Помимо этого, одним из направлений компании «ЭлектроПласт» является направление «Источники питания». Мы предлагаем Вам помощь Конструкторского отдела:

- Подбор оптимального решения, техническое обоснование при выборе компонента;
- Подбор аналогов;
- Консультации по применению компонента;
- Поставка образцов и прототипов;
- Техническая поддержка проекта;
- Защита от снятия компонента с производства.



Как с нами связаться

Телефон: 8 (812) 309 58 32 (многоканальный)

Факс: 8 (812) 320-02-42

Электронная почта: org@eplast1.ru

Адрес: 198099, г. Санкт-Петербург, ул. Калинина, дом 2, корпус 4, литера А.