


SERIES 61K
High Resolution, 4-Pin

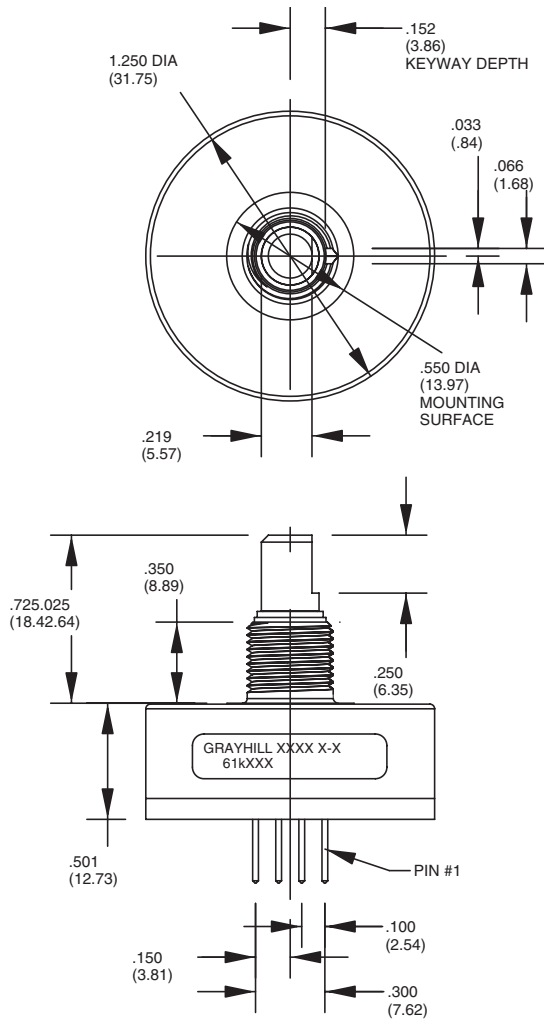
FEATURES

- 25, 32, 50, 64, 100, 128 and 256 Cycles per Revolution Available
- Sealed Version Available
- Rugged Construction
- Cable or Pin Versions
- 10 Million Rotational Life Cycles
- 300 RPM Shaft Rotation

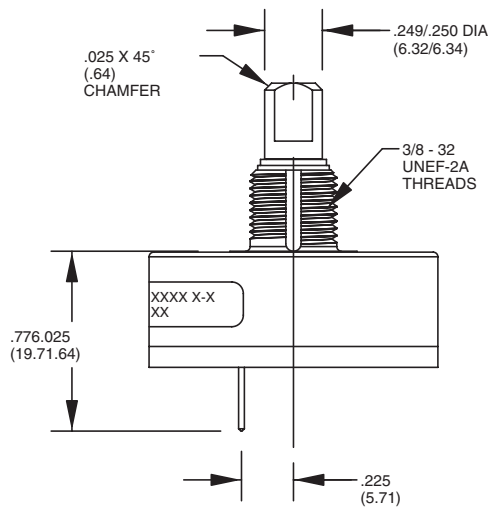


DIMENSIONS In inches (and millimeters)

Pin Version



Unless otherwise specified, standard tolerance are:
 Linear $\pm .010$
 Diameter $\pm .025$
 Angle $\pm 2.0^\circ$



Optical and Mechanical Encoders

DIMENSIONS In inches (and millimeters)



Optical and Mechanical Encoders

CIRCUITRY, TRUTH TABLE, AND WAVEFORM: Standard Quadrature 2-Bit Code



SPECIFICATIONS

Electrical Ratings

Operating Voltage: 5.0 ± .25 Vdc
Supply Current: 30 mA maximum at 5 Vdc
Logic Output Characteristics:
 Output Type: Open collector with integrated Schmitt Trigger and 10K ohms pull-up resistor
 Maximum Sink Current: 16 mA at .40 volts
Power Consumption: 150 mW maximum
Optical Rise Time: 500 nS typical
Optical Fall Time: 16 nS typical

degradation data)
Mounting Torque: 20 in-lbs maximum
Shaft Push Out Force: 100 lbs
Terminal Strength: 5 lbs terminal pull-out force minimum
Solderability: 95% free of pin holes and voids
Operating Torque: 1.5 in-oz maximum (no detents) for unsealed versions

amplitude of 15g, within a varied 10 to 2000 Hz frequency for 12 hours per MIL-STD-202, Method 204
Mechanical Shock: Test 1: 100g for 6 mS, half-sine wave with velocity change of 12.3 ft/s. Test 2: 100g for 6 mS, sawtooth wave with velocity change of 9.7 ft/s.

Mechanical Ratings

Mechanical Life: 10 million revolutions
Time Life: Guaranteed for 10 years of continuous operation (calculated from emitter

Environmental Ratings

Operating Temperature Range: -40°C to 85°C
Storage Temperature Range: -55°C to 100°C
Relative Humidity: 90-95% at 40°C for 96 hours
Vibration Resistance: Harmonic motion with

Materials and Finishes

See page I-41.

ACCESSORIES

See page I-41. For control knobs see page I-57.

SERIES 61R
High Resolution, 5-Pin
(Polarized Connection)

FEATURES

- 25, 32, 50, 64, 100, 128 and 256 Cycles per Revolution Available
- Sealed Version Available
- Rugged Construction
- Cable or Pin Version
- 10 Million Rotational Cycles
- 300 RPM Shaft Rotation
- Index Pulse Available

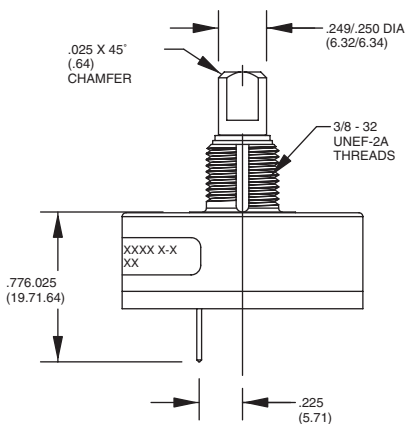


DIMENSIONS In inches (and millimeters)

Pin Version



Unless otherwise specified, standard tolerance are:
 Linear $\pm .010$
 Diameter $\pm .025$
 Angle $\pm 2.0^\circ$



Optical and Mechanical Encoders

DIMENSIONS In inches (and millimeters)



Optical and Mechanical Encoders

CIRCUITRY, TRUTH TABLE, AND WAVEFORM: Standard Quadrature 2-Bit Code



SPECIFICATIONS

Electrical Ratings

- Operating Voltage:** 5.0 \pm .25 Vdc
- Supply Current:** 30 mA maximum at 5 Vdc
- Logic Output Characteristics:**
 Output Type: Open collector with integrated Schmitt Trigger and 10K ohms pull-up resistor
 Maximum Sink Current: 16 mA at .40 volts
Power Consumption: 150 mW maximum
- Optical Rise Time:** 500 nS typical
- Optical Fall Time:** 16 nS typical

Mechanical Ratings

- Mechanical Life:** 10 million revolutions
- Time Life:** Guaranteed for 10 years of continuous operation (calculated from emitter degradation data)
- Mounting Torque:** 20 in-lbs maximum
- Shaft Push Out Force:** 100 lbs
- Terminal Strength:** 5 lbs terminal pull-out force minimum
- Solderability:** 95% free of pin holes and voids

Operating Torque: 1.5 in-oz maximum (no detents) for unsealed versions

Environmental Ratings

- Operating Temperature Range:** -40°C to 85°C
- Storage Temperature Range:** -55°C to 100°C
- Relative Humidity:** 90-95% at 40°C for 96 hours
- Vibration Resistance:** Harmonic motion with amplitude of 15g, within a varied 10 to 2000 Hz frequency for 12 hours per MIL-STD-202, Method 204

Shock Resistance: Test 1: 100g for 6 mS, half-sine wave with velocity change of 12.3 ft/s. Test 2: 100g for 6 mS, sawtooth wave with velocity change of 9.7 ft/s.

Materials and Finishes

Bushing: Aluminum
Code Housing: Hiloy 610B
Shaft: Stainless steel
Retaining Ring: Stainless steel
Code Rotor and Aperture: Chemically etched stainless steel/electroformed nickel

Printed Circuit Board: NEMA Grade FR-4. Five microinches minimum gold over 100 microinches minimum nickel over copper
Optical Barrier: Polyphenylene sulfide, 94 V-0
Backplate: Polyester
Header: Phosphor bronze, 200 microinches tin over 50 microinches nickel (pin version only)
Infrared Emitter: Gallium aluminum arsenide
Photo IC: Planar silicon
Cable: 26 AWG, stranded/tinned wire, PVC coated on .100 (2,54) centers (cable version only)

ORDERING INFORMATION



Series
Style: K = Standard, 4-pin, high resolution
 KS = Sealed, 4-pin, high resolution
 R = Standard, 5-pin, high resolution
 RS = Sealed, 5-pin, high resolution
Cycles: per channel per revolution = 25, 32, 50, 64, 100, 128, 256

Cable Termination: 060 = 6.0in. Cable is terminated with Molex Connector P/N 14-56-3056. To purchase an Molex Mating Connector visit www.avnet.com.

Optical and Mechanical Encoders

Available from your local Grayhill Distributor. For prices and discounts, contact a local Sales Office, an authorized local Distributor or Grayhill.

ACCESSORIES

Non-Turn Washer

The Series 61 bushing is 3/8 inches in diameter and has a non-turn keyway to prevent rotation of the switch body when the panel is cut to fit. Another way to keep the switch from turning is to use a non-turn washer. The washer is cadmium-plated brass.
 Part number: **12C1087-1**
 Part number: **SHH694-11**, 302-2B stainless steel, no plating

Shaft and Panel Seal

For shaft and panel seal version, the shaft is sealed by an o-ring inside the bushing. The panel is sealed by a flat gasket .045" thick at the base of the bushing. The panel seals will increase the behind panel dimension by .020" to .040", when the switch is mounted. The panel seal is silicon rubber.

DIMENSIONS In inches (and millimeters)





Компания «ЭлектроПласт» предлагает заключение долгосрочных отношений при поставках импортных электронных компонентов на взаимовыгодных условиях!

Наши преимущества:

- Оперативные поставки широкого спектра электронных компонентов отечественного и импортного производства напрямую от производителей и с крупнейших мировых складов;
- Поставка более 17-ти миллионов наименований электронных компонентов;
- Поставка сложных, дефицитных, либо снятых с производства позиций;
- Оперативные сроки поставки под заказ (от 5 рабочих дней);
- Экспресс доставка в любую точку России;
- Техническая поддержка проекта, помощь в подборе аналогов, поставка прототипов;
- Система менеджмента качества сертифицирована по Международному стандарту ISO 9001;
- Лицензия ФСБ на осуществление работ с использованием сведений, составляющих государственную тайну;
- Поставка специализированных компонентов (Xilinx, Altera, Analog Devices, Intersil, Interpoint, Microsemi, Aeroflex, Peregrine, Syfer, Eurofarad, Texas Instrument, Miteq, Cobham, E2V, MA-COM, Hittite, Mini-Circuits, General Dynamics и др.);

Помимо этого, одним из направлений компании «ЭлектроПласт» является направление «Источники питания». Мы предлагаем Вам помощь Конструкторского отдела:

- Подбор оптимального решения, техническое обоснование при выборе компонента;
- Подбор аналогов;
- Консультации по применению компонента;
- Поставка образцов и прототипов;
- Техническая поддержка проекта;
- Защита от снятия компонента с производства.



Как с нами связаться

Телефон: 8 (812) 309 58 32 (многоканальный)

Факс: 8 (812) 320-02-42

Электронная почта: org@eplast1.ru

Адрес: 198099, г. Санкт-Петербург, ул. Калинина, дом 2, корпус 4, литера А.