

P356

Low Pressure Differential/Gage Transducers


Description

The model P356 is based on Kavlico's field-proven ceramic capacitive technology. The brass housing surrounds a low-pressure transducer designed specifically for pressures between 0.5 PSI and 5 PSI. It is available in both gage (with a protective cap) and differential versions.

The P356 package has a built-in Metri-Pack 150, electrical connector, a ¼-18 NPT main pressure fitting and a ¼" hose fitting for the differential reference port (low side).

Features

- Superior Long Term Stability
- Excellent Repeatability/Hysteresis
- EMI/RFI Protection
- Low Power Consumption
- Linear Amplified Output
- Temperature Compensated Over a Large Range
- Over-Voltage, Reverse Polarity & Short Circuit Protection
- Ten Million Cycle Life Expectancy
- Outstanding Shock & Vibration Performance
- Main Port Suitable for Dry & Wet Media



Applications

- Water Tower Levels
- Waste Water Systems
- Crankcase Over-Pressure
- Plant Automation Equipment
- Pneumatic Controls
- Filter Monitoring
- Leak Detection

Standard Full Scale Pressure Ranges

0-.5, 1.0, 1.3 and 5.0
PSIG, PSID
- 0.5 to + 0.5, -1 to +1
PSIG, PSID

Technical Specifications

Note: Performance Specifications with 5v ± 0.002 Vdc supply at 25°C

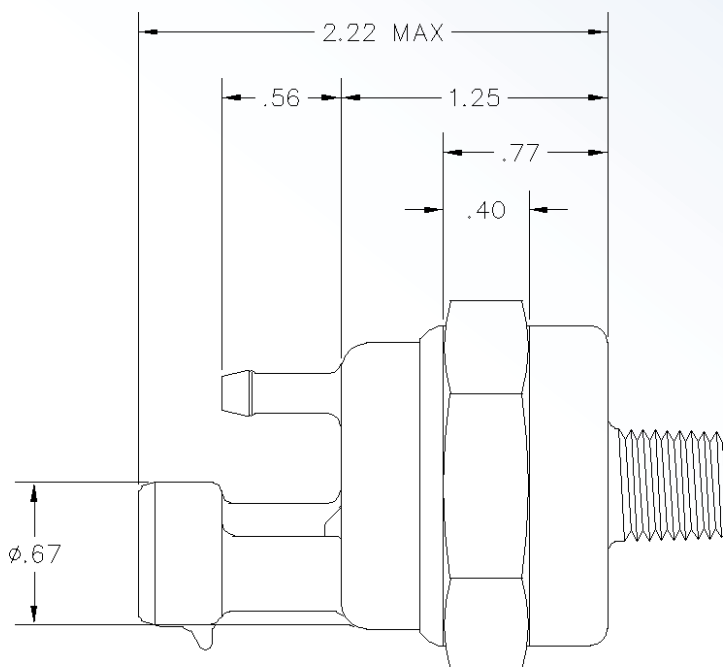
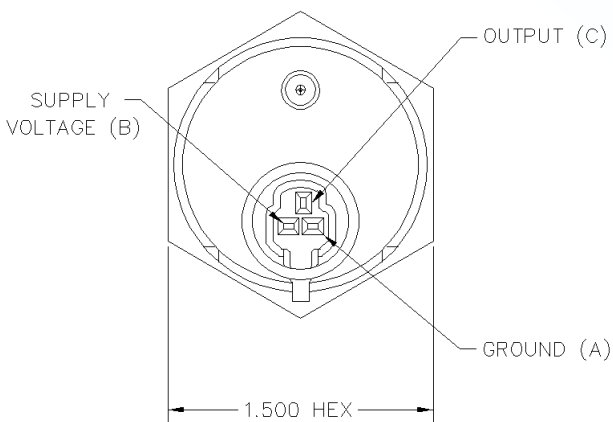
Pressure Ranges:	0 – 0.5 PSI through 0 – 5.0 PSI Gage or Differential	Storage Temperature:	-40°C to + 125°C
Proof Pressure:	2x Hi-side (1 PSI low-side)	Service Life:	10 Million Full Pressure Cycles
Burst Pressure:	3x Hi-side (3 PSI low-side)	Vibration:	10G's P-P Sinusoidal, 10 Hz – 2 kHz
Supply Voltage:	5.00 ±0.25 Vdc	Shock:	75 G's ½ Sine Wave
Supply Current:	3 mA (Max)	Stability:	±0.5% of Full Span over 1-Year
Response Time:	15ms Max to 63% of F.S. Pressure with Step Change on Input.	Humidity:	99% Non Condensing
Output Voltage:		Weight:	128 grams Max
Zero/Null Pressure:	0.50 ±0.08 Vdc	Electrical Termination:	Metri-Pack 150, Electrical Connector
Full Pressure:	4.50 ±0.08 Vdc	Preferred Mounting Position:	None
Ratiometricity:	1.5% of F.S.	Pressure Connection:	¼-18 NPT and ¼ Tube (low-side)
Total Error Band:	≤ 2.0% of Span (-20°C to + 100°C)	Recommended Interface	
Output Impedance:	< 100 Ω	Impedance:	Min. Load 25 kΩ
Operating Temperature:	-30°C to + 100°C (Seal Material Dependent)	Over-Voltage Protection:	16 Vdc
		Reverse Polarity Protection:	-5 Vdc
		Material-Main housing:	CA360 Brass



P356

Low Pressure Differential/Gage Transducers

Outline Drawings



How to Order

P356 Low Pressure Differential/Gage Transducers

Pressure Ranges

A	0 – 0.5 PSI
DA	± 0.5 PSI
1	0 – 1.0 PSI
D1	± 1.0 PSI
1.3	0 – 1.3 PSI
3	0 – 3.0 PSI
5	0 – 5.0 PSI

Reference

D	Differential
G	Gage

Seal Material

D	Fluorocarbon (Viton)	-20 to 125°C
E	Fluorosilicone	-40 to 125°C

Pressure Connection

1	1/4-18 NPT (External Threads)
---	-------------------------------

Electrical Connection

A	With mating connector, w/12", 18 AWG leads
C	Without mating connector

P356 - 5 G - E 1 A

Example: P356-5G-E1A

Contact Kavlico for accuracy options, custom packaging, alternative pressure ranges, pressure connections or other OEM or application specific requirements.

Although possible applications for our product(s) and other statements are presented herein, Kavlico is not expert in the user's technical field and therefore does not warrant the suitability of its product(s) for the user's applications. Therefore, Kavlico will not accept any liability and provides no guarantee, responsibility, or warranties of any kind concerning the suitability or related to the use of its product(s) for the user's applications.

Additionally, Kavlico will not be liable and provides no guarantee, responsibility, or warranties of any kind concerning the suitability or related to the use of its product(s) for the life support market or to be used in life support systems, safety or emergency systems, critical care applications, human implantation, aviation, nuclear facilities or systems or any other applications where product failure could lead to injury to persons, loss of life, harm to the environment, or catastrophic property damage.

Kavlico warrants that its products will be free from defective materials and workmanship for a period of one (1) year from date of delivery to the original purchaser and that its products will conform to Kavlico's specifications or standards. Any product found to be defective will be replaced or repaired at the sole option of Kavlico.

Note: Kavlico reserves the right to change its specifications at any time without notice. Kavlico is not an expert in the customer's technical field and therefore does not warrant the suitability of its product for the application selected by the customer.

Kavlico products are manufactured or covered by one or more of the following patents: 1,799,995, 4,735,098, 4,924,702, 4,967,071, 4,974,117, 5,020,377, 5,233,875, 5,275,054, 5,315,877, 5,329,819, 5,349,864, 5,349,865, 5,349,867, 5,369,989, 5,415,036, 5,528,930, 5,540,086, 5,553,502, 5,576,251, 5,578,843, 5,656,780, 5,824,889, 5,907,278, 5,923,952, 5,929,498, 5,929,754, 5,935,189, 6,008,113, 6,041,658, 6,148,674, 6,178,829, 6,211,558 B1, 6,279,407, 6,297,733, 6,311,566, 6,351,132 B1, 6,404,184 B1, 6,495,388 B1, 6,505,398 B2, 6,553,812 B2, 6,564,642 B2, 6,581,468 B2, 6,583,631 B2, 6,584,853 B2, 6,605,904 B1, 6,683,464 B2 with other U.S. and foreign patents pending.



14501 Princeton Avenue | Moorpark, CA 93021
Tel (805) 523-2000 | Fax (805) 523-7125

Web: www.kavlico.com | E-Mail: sales@kavlico.com



Компания «ЭлектроПласт» предлагает заключение долгосрочных отношений при поставках импортных электронных компонентов на взаимовыгодных условиях!

Наши преимущества:

- Оперативные поставки широкого спектра электронных компонентов отечественного и импортного производства напрямую от производителей и с крупнейших мировых складов;
- Поставка более 17-ти миллионов наименований электронных компонентов;
- Поставка сложных, дефицитных, либо снятых с производства позиций;
- Оперативные сроки поставки под заказ (от 5 рабочих дней);
- Экспресс доставка в любую точку России;
- Техническая поддержка проекта, помощь в подборе аналогов, поставка прототипов;
- Система менеджмента качества сертифицирована по Международному стандарту ISO 9001;
- Лицензия ФСБ на осуществление работ с использованием сведений, составляющих государственную тайну;
- Поставка специализированных компонентов (Xilinx, Altera, Analog Devices, Intersil, Interpoint, Microsemi, Aeroflex, Peregrine, Syfer, Eurofarad, Texas Instrument, Miteq, Cobham, E2V, MA-COM, Hittite, Mini-Circuits, General Dynamics и др.);

Помимо этого, одним из направлений компании «ЭлектроПласт» является направление «Источники питания». Мы предлагаем Вам помощь Конструкторского отдела:

- Подбор оптимального решения, техническое обоснование при выборе компонента;
- Подбор аналогов;
- Консультации по применению компонента;
- Поставка образцов и прототипов;
- Техническая поддержка проекта;
- Защита от снятия компонента с производства.



Как с нами связаться

Телефон: 8 (812) 309 58 32 (многоканальный)

Факс: 8 (812) 320-02-42

Электронная почта: org@eplast1.ru

Адрес: 198099, г. Санкт-Петербург, ул. Калинина, дом 2, корпус 4, литера А.