

Not for new design. Use LDE Series.

General Purpose, High Stability and AC Line EMI Suppression

The Capacitance Company

GMW Series Unencapsulated Winding, Size 2220, 63 – 630 VDC



Overview

Polyethylene naphthalate (PEN) film capacitor for surface mounting.

Applications

Typical applications include bypassing and signal coupling. GMW is a general purpose series designed for the highest reliability and high temperature service.

Benefits

- Rated voltage: 63 – 630 VDC
- Rated voltage: 40 – 220 VAC
- Capacitance range: 0.001 – 0.47 μ F
- EIA size: 2220
- Capacitance tolerance: $\pm 10\%$, $\pm 20\%$, $\pm 5\%$ on request
- Climatic category: 55/125/56
- RoHS Compliant and lead-free terminations
- Operating temperature range of -55°C to $+125^{\circ}\text{C}$



Legacy Part Number System

GMW	5.7	102	K	63	J91	TR12
Series	Chip Length (mm)	Capacitance Code (pF)	Capacitance Tolerance	Rated Voltage (VDC)	Size Code	Packaging Code
Metallized PEN	5.7	First two digits indicate the two most significant digits of the capacitance value in picofarads. The third digit is the number of following zeros.	K = $\pm 10\%$ M = $\pm 20\%$ J = $\pm 5\%$ on request	63 100 250 400 630	See Dimension Table	See Ordering Options Table

New KEMET Part Number System

F	116	P	H	102	K	063	V
Capacitor Class	Series	Chip Size	Size Code	Capacitance Code (pF)	Capacitance Tolerance	Rated Voltage (VDC)	Packaging Code
F = Film	Metallized PEN	P = 2220	See Dimension Table	First two digits indicate the two most significant digits of the capacitance value in picofarads. The third digit is the number of following zeros.	J = $\pm 5\%$ K = $\pm 10\%$ Other tolerances on request	063 = 63 100 = 100 250 = 250 400 = 400 630 = 630	See Ordering Options Table

One world. One KEMET

Not for new design. Use LDE Series.

Film Surface Mount Capacitors – General Purpose, High Stability and AC Line EMI Suppression

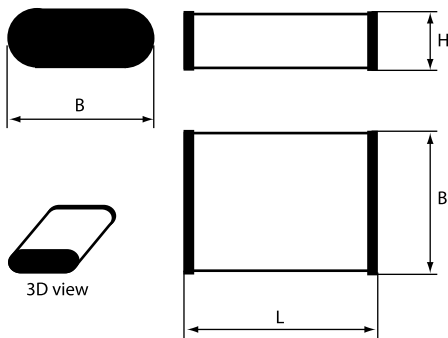
GMW Series Unencapsulated Winding, Size 2220, 63 – 630 VDC



Ordering Options Table

Packaging Type	KEMET Packaging Code	Legacy Packaging Code
Standard Packaging Options		
Tape & Reel (Standard Reel)	V	TR12
Bulk (Bag)	A	BULK

Dimensions – Millimeters



KEMET Size Code	Legacy Size Code	Chip Size (EIA)	B		H		L	
			Nominal	Tolerance	Nominal	Tolerance	Nominal	Tolerance
PH	J91	2220	5.0	+/-0.4	2.0	Maximum	5.7	+/-0.4
PP	J93	2220	5.0	+/-0.4	3.0	Maximum	5.7	+/-0.4
PU	J95	2220	5.0	+/-0.4	4.0	Maximum	5.7	+/-0.4

Environmental Compliance

All KEMET surface mount capacitors are RoHS Compliant.



RoHS Compliant

Not for new design. Use LDE Series.

Film Surface Mount Capacitors – General Purpose, High Stability and AC Line EMI Suppression

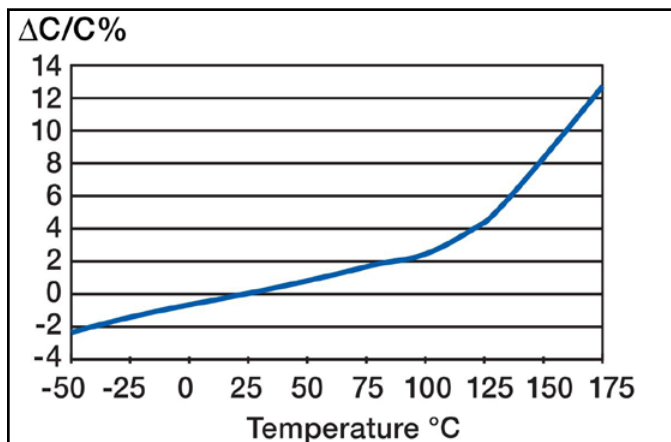
GMW Series Unencapsulated Winding, Size 2220, 63 – 630 VDC



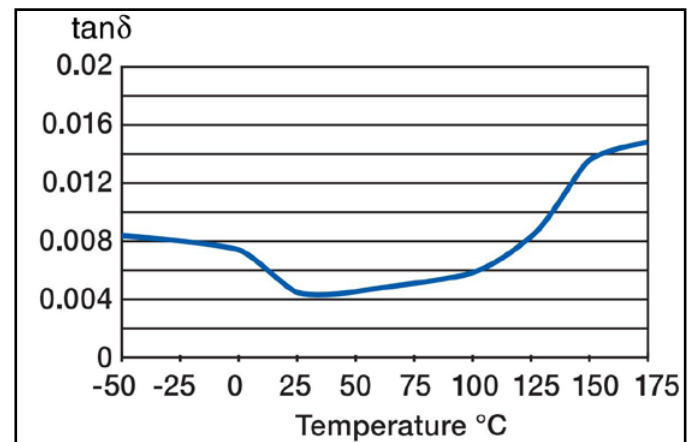
Performance Characteristics

Rated Voltage (VDC)	63	100	250	400	630
Rated Voltage (VAC)	40	63	160	200	220
Capacitance Range (μF)	0.001 – 0.47	0.001 – 0.22	0.001 – 0.068	0.001 – 0.015	0.001 – 0.0068
Chip Size (EIA)	2220				
Capacitance Tolerance	$\pm 10\%$, $\pm 20\%$, $\pm 5\%$ on request				
Category Temperature Range	-55°C to +125°C				
Rated Temperature	+100°C				
Voltage Derating	The rated voltage should be decreased with 1.25%/°C from +100°C to +125°C and 1.5%/°C from +125°C to 175°C				
Climatic Category	55/125/56				
Test Voltage	$1.6 \times V_R$, 60 seconds				
Insulation Resistance	Measured at +20°C According to IEC 60384-19				
	Minimum Value Between Terminals				
		$C \leq 0.47 \mu\text{F}$			
	$V_R \leq 100$	10,000 M Ω			
	$V_R > 100$				
	30,000 M Ω				
Dissipation Factor	Maximum Values at +23°C				
		$C \leq 0.1 \mu\text{F}$		$0.1 < C \leq 0.47 \mu\text{F}$	
	1 kHz	0.6%		0.6%	
	10 kHz	1.0%		1.0%	
	100 kHz	2.0%		2.5%	
Pulse Rise Time	The capacitors can withstand an unlimited number of pulses with a dV/dt according to Table 1. For voltages (V) lower than the rated voltage (V_R), the specified dV/dt can be multiplied by V_R/V .				

Capacitance vs. Temperature



Dissipation Factor vs. Temperature



Not for new design. Use LDE Series.

Film Surface Mount Capacitors – General Purpose, High Stability and AC Line EMI Suppression

GMW Series Unencapsulated Winding, Size 2220, 63 – 630 VDC



Table 1 – Ratings & Part Number Reference

VDC	VAC	Cap Value (μ F)	Size Code (New/Legacy)	Dimensions in mm			Chip Size	dV/dt (V/ μ s)	New KEMET Part Number	Legacy Part Number
				B	H	L				
63	40	0.0010	PH/J91	5.0	2.0	5.7	2220	50	F116PH102(1)063(2)	GMW5.7102(1)63J91(2)
63	40	0.0012	PH/J91	5.0	2.0	5.7	2220	50	F116PH122(1)063(2)	GMW5.7122(1)63J91(2)
63	40	0.0015	PH/J91	5.0	2.0	5.7	2220	50	F116PH152(1)063(2)	GMW5.7152(1)63J91(2)
63	40	0.0018	PH/J91	5.0	2.0	5.7	2220	50	F116PH182(1)063(2)	GMW5.7182(1)63J91(2)
63	40	0.0022	PH/J91	5.0	2.0	5.7	2220	50	F116PH222(1)063(2)	GMW5.7222(1)63J91(2)
63	40	0.0027	PH/J91	5.0	2.0	5.7	2220	50	F116PH272(1)063(2)	GMW5.7272(1)63J91(2)
63	40	0.0033	PH/J91	5.0	2.0	5.7	2220	50	F116PH332(1)063(2)	GMW5.7332(1)63J91(2)
63	40	0.0039	PH/J91	5.0	2.0	5.7	2220	50	F116PH392(1)063(2)	GMW5.7392(1)63J91(2)
63	40	0.0047	PH/J91	5.0	2.0	5.7	2220	50	F116PH472(1)063(2)	GMW5.7472(1)63J91(2)
63	40	0.0056	PH/J91	5.0	2.0	5.7	2220	50	F116PH562(1)063(2)	GMW5.7562(1)63J91(2)
63	40	0.0068	PH/J91	5.0	2.0	5.7	2220	50	F116PH682(1)063(2)	GMW5.7682(1)63J91(2)
63	40	0.0082	PH/J91	5.0	2.0	5.7	2220	40	F116PH822(1)063(2)	GMW5.7822(1)63J91(2)
63	40	0.010	PH/J91	5.0	2.0	5.7	2220	40	F116PH103(1)063(2)	GMW5.7103(1)63J91(2)
63	40	0.012	PH/J91	5.0	2.0	5.7	2220	40	F116PH123(1)063(2)	GMW5.7123(1)63J91(2)
63	40	0.015	PH/J91	5.0	2.0	5.7	2220	40	F116PH153(1)063(2)	GMW5.7153(1)63J91(2)
63	40	0.018	PH/J91	5.0	2.0	5.7	2220	40	F116PH183(1)063(2)	GMW5.7183(1)63J91(2)
63	40	0.022	PH/J91	5.0	2.0	5.7	2220	40	F116PH223(1)063(2)	GMW5.7223(1)63J91(2)
63	40	0.027	PH/J91	5.0	2.0	5.7	2220	40	F116PH273(1)063(2)	GMW5.7273(1)63J91(2)
63	40	0.033	PH/J91	5.0	2.0	5.7	2220	40	F116PH333(1)063(2)	GMW5.7333(1)63J91(2)
63	40	0.039	PH/J91	5.0	2.0	5.7	2220	30	F116PH393(1)063(2)	GMW5.7393(1)63J91(2)
63	40	0.047	PH/J91	5.0	2.0	5.7	2220	30	F116PH473(1)063(2)	GMW5.7473(1)63J91(2)
63	40	0.056	PH/J91	5.0	2.0	5.7	2220	30	F116PH563(1)063(2)	GMW5.7563(1)63J91(2)
63	40	0.068	PH/J91	5.0	2.0	5.7	2220	30	F116PH683(1)063(2)	GMW5.7683(1)63J91(2)
63	40	0.082	PH/J91	5.0	2.0	5.7	2220	30	F116PH823(1)063(2)	GMW5.7823(1)63J91(2)
63	40	0.10	PH/J91	5.0	2.0	5.7	2220	30	F116PH104(1)063(2)	GMW5.7104(1)63J91(2)
63	40	0.12	PH/J91	5.0	2.0	5.7	2220	20	F116PH124(1)063(2)	GMW5.7124(1)63J91(2)
63	40	0.15	PH/J91	5.0	2.0	5.7	2220	20	F116PH154(1)063(2)	GMW5.7154(1)63J91(2)
63	40	0.18	PH/J91	5.0	2.0	5.7	2220	20	F116PH184(1)063(2)	GMW5.7184(1)63J91(2)
63	40	0.22	PH/J91	5.0	2.0	5.7	2220	20	F116PH224(1)063(2)	GMW5.7224(1)63J91(2)
63	40	0.27	PH/J91	5.0	2.0	5.7	2220	20	F116PH274(1)063(2)	GMW5.7274(1)63J91(2)
63	40	0.33	PP/J93	5.0	3.0	5.7	2220	20	F116PP334(1)063(2)	GMW5.7334(1)63J93(2)
63	40	0.39	PP/J93	5.0	3.0	5.7	2220	20	F116PP394(1)063(2)	GMW5.7394(1)63J93(2)
63	40	0.47	PU/J95	5.0	4.0	5.7	2220	20	F116PU474(1)063(2)	GMW5.7474(1)63J95(2)
100	63	0.0010	PH/J91	5.0	2.0	5.7	2220	50	F116PH102(1)100(2)	GMW5.7102(1)100J91(2)
100	63	0.0012	PH/J91	5.0	2.0	5.7	2220	50	F116PH122(1)100(2)	GMW5.7122(1)100J91(2)
100	63	0.0015	PH/J91	5.0	2.0	5.7	2220	50	F116PH152(1)100(2)	GMW5.7152(1)100J91(2)
100	63	0.0018	PH/J91	5.0	2.0	5.7	2220	50	F116PH182(1)100(2)	GMW5.7182(1)100J91(2)
100	63	0.0022	PH/J91	5.0	2.0	5.7	2220	50	F116PH222(1)100(2)	GMW5.7222(1)100J91(2)
100	63	0.0027	PH/J91	5.0	2.0	5.7	2220	50	F116PH272(1)100(2)	GMW5.7272(1)100J91(2)
100	63	0.0033	PH/J91	5.0	2.0	5.7	2220	50	F116PH332(1)100(2)	GMW5.7332(1)100J91(2)
100	63	0.0039	PH/J91	5.0	2.0	5.7	2220	50	F116PH392(1)100(2)	GMW5.7392(1)100J91(2)
100	63	0.0047	PH/J91	5.0	2.0	5.7	2220	50	F116PH472(1)100(2)	GMW5.7472(1)100J91(2)
100	63	0.0056	PH/J91	5.0	2.0	5.7	2220	50	F116PH562(1)100(2)	GMW5.7562(1)100J91(2)
100	63	0.0068	PH/J91	5.0	2.0	5.7	2220	50	F116PH682(1)100(2)	GMW5.7682(1)100J91(2)
100	63	0.0082	PH/J91	5.0	2.0	5.7	2220	40	F116PH822(1)100(2)	GMW5.7822(1)100J91(2)
100	63	0.010	PH/J91	5.0	2.0	5.7	2220	40	F116PH103(1)100(2)	GMW5.7103(1)100J91(2)
100	63	0.012	PH/J91	5.0	2.0	5.7	2220	40	F116PH123(1)100(2)	GMW5.7123(1)100J91(2)
100	63	0.015	PH/J91	5.0	2.0	5.7	2220	40	F116PH153(1)100(2)	GMW5.7153(1)100J91(2)
100	63	0.018	PH/J91	5.0	2.0	5.7	2220	40	F116PH183(1)100(2)	GMW5.7183(1)100J91(2)
100	63	0.022	PH/J91	5.0	2.0	5.7	2220	40	F116PH223(1)100(2)	GMW5.7223(1)100J91(2)
100	63	0.027	PH/J91	5.0	2.0	5.7	2220	40	F116PH273(1)100(2)	GMW5.7273(1)100J91(2)
100	63	0.033	PH/J91	5.0	2.0	5.7	2220	40	F116PH333(1)100(2)	GMW5.7333(1)100J91(2)
100	63	0.039	PH/J91	5.0	2.0	5.7	2220	30	F116PH393(1)100(2)	GMW5.7393(1)100J91(2)
100	63	0.047	PH/J91	5.0	2.0	5.7	2220	30	F116PH473(1)100(2)	GMW5.7473(1)100J91(2)
100	63	0.056	PH/J91	5.0	2.0	5.7	2220	30	F116PH563(1)100(2)	GMW5.7563(1)100J91(2)
100	63	0.068	PH/J91	5.0	2.0	5.7	2220	30	F116PH683(1)100(2)	GMW5.7683(1)100J91(2)
100	63	0.082	PH/J91	5.0	2.0	5.7	2220	30	F116PH823(1)100(2)	GMW5.7823(1)100J91(2)
100	63	0.10	PH/J91	5.0	2.0	5.7	2220	30	F116PH104(1)100(2)	GMW5.7104(1)100J91(2)
100	63	0.12	PP/J93	5.0	3.0	5.7	2220	30	F116PP124(1)100(2)	GMW5.7124(1)100J93(2)

(1) K = \pm 10%, M = \pm 20%, J = \pm 5% on request.

(2) Insert ordering code for lead type and packaging. See Ordering Options Table for available options.

Not for new design. Use LDE Series.

Film Surface Mount Capacitors – General Purpose, High Stability and AC Line EMI Suppression

GMW Series Unencapsulated Winding, Size 2220, 63 – 630 VDC



Table 1 – Ratings & Part Number Reference cont'd

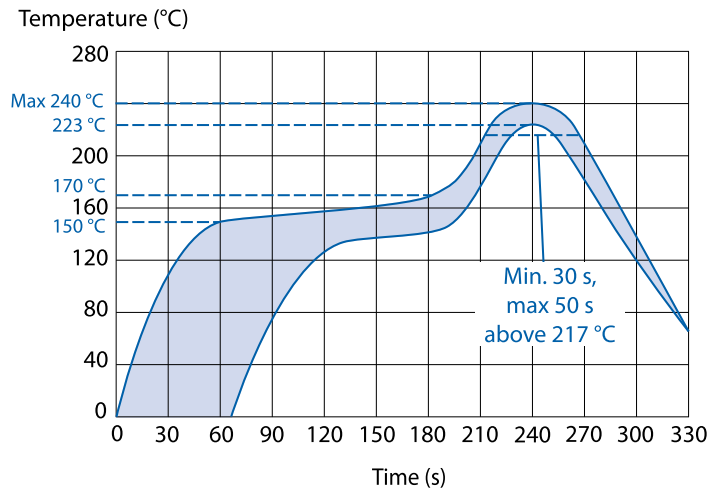
VDC	VAC	Cap Value (μ F)	Size Code (New/Legacy)	Dimensions in mm			Chip Size	dV/dt (V/ μ s)	New KEMET Part Number	Legacy Part Number
				B	H	L				
100	63	0.15	PP/J93	5.0	3.0	5.7	2220	30	F116PP154(1)100(2)	GMW5.7154(1)100J93(2)
100	63	0.18	PU/J95	5.0	4.0	5.7	2220	30	F116PU184(1)100(2)	GMW5.7184(1)100J95(2)
100	63	0.22	PU/J95	5.0	4.0	5.7	2220	30	F116PU224(1)100(2)	GMW5.7224(1)100J95(2)
250	160	0.0010	PH/J91	5.0	2.0	5.7	2220	50	F116PH102(1)250(2)	GMW5.7102(1)250J91(2)
250	160	0.0012	PH/J91	5.0	2.0	5.7	2220	50	F116PH122(1)250(2)	GMW5.7122(1)250J91(2)
250	160	0.0015	PH/J91	5.0	2.0	5.7	2220	50	F116PH152(1)250(2)	GMW5.7152(1)250J91(2)
250	160	0.0018	PH/J91	5.0	2.0	5.7	2220	50	F116PH182(1)250(2)	GMW5.7182(1)250J91(2)
250	160	0.0022	PH/J91	5.0	2.0	5.7	2220	50	F116PH222(1)250(2)	GMW5.7222(1)250J91(2)
250	160	0.0027	PH/J91	5.0	2.0	5.7	2220	50	F116PH272(1)250(2)	GMW5.7272(1)250J91(2)
250	160	0.0033	PH/J91	5.0	2.0	5.7	2220	50	F116PH332(1)250(2)	GMW5.7332(1)250J91(2)
250	160	0.0039	PH/J91	5.0	2.0	5.7	2220	50	F116PH392(1)250(2)	GMW5.7392(1)250J91(2)
250	160	0.0047	PH/J91	5.0	2.0	5.7	2220	50	F116PH472(1)250(2)	GMW5.7472(1)250J91(2)
250	160	0.0056	PH/J91	5.0	2.0	5.7	2220	50	F116PH562(1)250(2)	GMW5.7562(1)250J91(2)
250	160	0.0068	PH/J91	5.0	2.0	5.7	2220	50	F116PH682(1)250(2)	GMW5.7682(1)250J91(2)
250	160	0.0082	PH/J91	5.0	2.0	5.7	2220	40	F116PH822(1)250(2)	GMW5.7822(1)250J91(2)
250	160	0.010	PH/J91	5.0	2.0	5.7	2220	40	F116PH103(1)250(2)	GMW5.7103(1)250J91(2)
250	160	0.012	PH/J91	5.0	2.0	5.7	2220	40	F116PH123(1)250(2)	GMW5.7123(1)250J91(2)
250	160	0.015	PH/J91	5.0	2.0	5.7	2220	40	F116PH153(1)250(2)	GMW5.7153(1)250J91(2)
250	160	0.018	PH/J91	5.0	2.0	5.7	2220	40	F116PH183(1)250(2)	GMW5.7183(1)250J91(2)
250	160	0.022	PH/J91	5.0	2.0	5.7	2220	40	F116PH223(1)250(2)	GMW5.7223(1)250J91(2)
250	160	0.027	PH/J91	5.0	2.0	5.7	2220	40	F116PH273(1)250(2)	GMW5.7273(1)250J91(2)
250	160	0.033	PH/J91	5.0	2.0	5.7	2220	40	F116PH333(1)250(2)	GMW5.7333(1)250J91(2)
250	160	0.039	PP/J93	5.0	3.0	5.7	2220	40	F116PP393(1)250(2)	GMW5.7393(1)250J93(2)
250	160	0.047	PP/J93	5.0	3.0	5.7	2220	40	F116PP473(1)250(2)	GMW5.7473(1)250J93(2)
250	160	0.056	PP/J93	5.0	3.0	5.7	2220	40	F116PP563(1)250(2)	GMW5.7563(1)250J93(2)
250	160	0.068	PU/J95	5.0	4.0	5.7	2220	40	F116PU683(1)250(2)	GMW5.7683(1)250J95(2)
400	200	0.0010	PH/J91	5.0	2.0	5.7	2220	50	F116PH102(1)400(2)	GMW5.7102(1)400J91(2)
400	200	0.0012	PH/J91	5.0	2.0	5.7	2220	50	F116PH122(1)400(2)	GMW5.7122(1)400J91(2)
400	200	0.0015	PH/J91	5.0	2.0	5.7	2220	50	F116PH152(1)400(2)	GMW5.7152(1)400J91(2)
400	200	0.0018	PH/J91	5.0	2.0	5.7	2220	50	F116PH182(1)400(2)	GMW5.7182(1)400J91(2)
400	200	0.0022	PH/J91	5.0	2.0	5.7	2220	50	F116PH222(1)400(2)	GMW5.7222(1)400J91(2)
400	200	0.0027	PH/J91	5.0	2.0	5.7	2220	50	F116PH272(1)400(2)	GMW5.7272(1)400J91(2)
400	200	0.0033	PH/J91	5.0	2.0	5.7	2220	50	F116PH332(1)400(2)	GMW5.7332(1)400J91(2)
400	200	0.0039	PH/J91	5.0	2.0	5.7	2220	50	F116PH392(1)400(2)	GMW5.7392(1)400J91(2)
400	200	0.0047	PH/J91	5.0	2.0	5.7	2220	50	F116PH472(1)400(2)	GMW5.7472(1)400J91(2)
400	200	0.0056	PH/J91	5.0	2.0	5.7	2220	50	F116PH562(1)400(2)	GMW5.7562(1)400J91(2)
400	200	0.0068	PH/J91	5.0	2.0	5.7	2220	50	F116PH682(1)400(2)	GMW5.7682(1)400J91(2)
400	200	0.0082	PP/J93	5.0	3.0	5.7	2220	50	F116PP822(1)400(2)	GMW5.7822(1)400J93(2)
400	200	0.010	PP/J93	5.0	3.0	5.7	2220	50	F116PP103(1)400(2)	GMW5.7103(1)400J93(2)
400	200	0.012	PP/J93	5.0	3.0	5.7	2220	50	F116PP123(1)400(2)	GMW5.7123(1)400J93(2)
400	200	0.015	PU/J95	5.0	4.0	5.7	2220	50	F116PU153(1)400(2)	GMW5.7153(1)400J95(2)
630	220	0.0010	PH/J91	5.0	2.0	5.7	2220	50	F116PH102(1)630(2)	GMW5.7102(1)630J91(2)
630	220	0.0012	PH/J91	5.0	2.0	5.7	2220	50	F116PH122(1)630(2)	GMW5.7122(1)630J91(2)
630	220	0.0015	PH/J91	5.0	2.0	5.7	2220	50	F116PH152(1)630(2)	GMW5.7152(1)630J91(2)
630	220	0.0018	PH/J91	5.0	2.0	5.7	2220	50	F116PH182(1)630(2)	GMW5.7182(1)630J91(2)
630	220	0.0022	PH/J91	5.0	2.0	5.7	2220	50	F116PH222(1)630(2)	GMW5.7222(1)630J91(2)
630	220	0.0027	PH/J91	5.0	2.0	5.7	2220	50	F116PH272(1)630(2)	GMW5.7272(1)630J91(2)
630	220	0.0033	PP/J93	5.0	3.0	5.7	2220	50	F116PP332(1)630(2)	GMW5.7332(1)630J93(2)
630	220	0.0039	PP/J93	5.0	3.0	5.7	2220	50	F116PP392(1)630(2)	GMW5.7392(1)630J93(2)
630	220	0.0047	PU/J95	5.0	4.0	5.7	2220	50	F116PU472(1)630(2)	GMW5.7472(1)630J95(2)
630	220	0.0056	PU/J95	5.0	4.0	5.7	2220	50	F116PU562(1)630(2)	GMW5.7562(1)630J95(2)
630	220	0.0068	PU/J95	5.0	4.0	5.7	2220	50	F116PU682(1)630(2)	GMW5.7682(1)630J95(2)
VDC	VAC	Capacitance Value (μ F)	Size Code (New/Legacy)	B (mm)	H (mm)	L (mm)	Chip Size	dV/dt (V/ μ s)	New KEMET Part Number	Legacy Part Number

(1) K = \pm 10%, M = \pm 20%, J = \pm 5% on request.

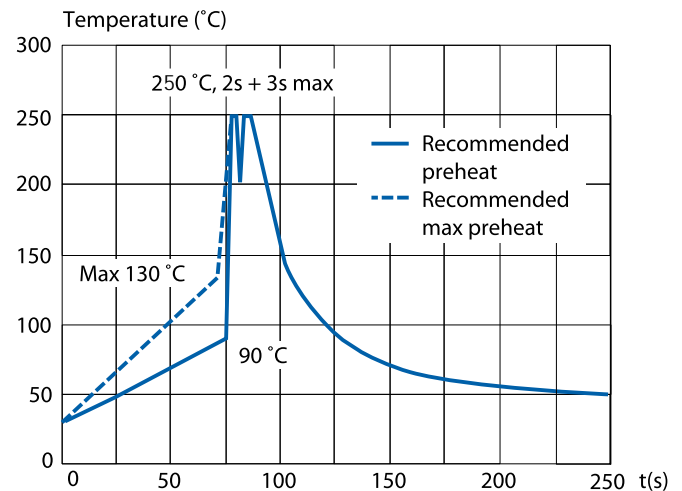
(2) Insert ordering code for lead type and packaging. See Ordering Options Table for available options.

Soldering Process

Reflow soldering temperature is measured on the top body surface of the component. Preheating temperature should be less than 170°C. The time above 217°C should be less than 50 seconds. The peak temperature must not exceed 240°C.



Wave soldering: The recommended preheating temperature is 90°C (130°C maximum). The peak temperature 250°C may be applied for 2 – 5 seconds maximum. KEMET recommends wave soldering for parts with up to 2 mm height.



Marking

- Capacitance
- Capacitance tolerance code
- Rated voltage code
- Capacitor type G for GMW
- Manufacturing date code

Not for new design. Use LDE Series.

Film Surface Mount Capacitors – General Purpose, High Stability and AC Line EMI Suppression

GMW Series Unencapsulated Winding, Size 2220, 63 – 630 VDC

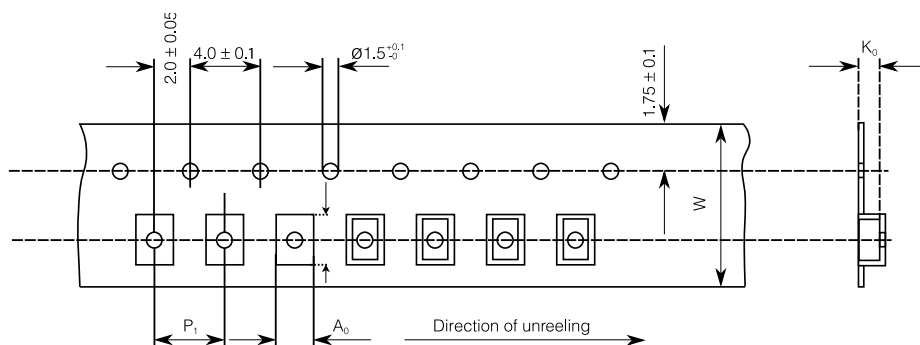


Packaging Quantities

Chip Size (EIA)	Base (mm)	Height (mm)	Length (mm)	Bulk	Reel Horizontal Orientation
2220	5.0	2.0	5.7	2000	3100
2220	5.0	3.0	5.7	2000	2400
2220	5.0	4.0	5.7	2000	2100

Carrier Taping & Packaging (IEC 60286-2)

Horizontal Taping Orientation



Chip Size (EIA) Horizontal Mounting	Dimensions in mm			Taping Specification							
	B	H	L	W	P ₁	A ₀	B ₀	K ₀	D	W ₁	W ₂
	Nominal	Nominal	Nominal	-0/+0.3	+/-0.1	Nominal	Nominal	Nominal	-/+2.0	-0/+2	Maximum
2220	5.0	2.0	5.7	12.0	8.0	5.5	6.0	2.8	330	12.4	22.0
2220	5.0	3.0	5.7	12.0	8.0	5.5	6.0	3.3	330	12.4	22.0
2220	5.0	4.0	5.7	12.0	8.0	5.5	6.0	4.3	330	12.4	22.0

Not for new design. Use LDE Series.

Film Surface Mount Capacitors – General Purpose, High Stability and AC Line EMI Suppression

GMW Series Unencapsulated Winding, Size 2220, 63 – 630 VDC

The Capacitance Company
KEMET
CHARGED!

KEMET Corporation World Headquarters

2835 KEMET Way
Simpsonville, SC 29681

Mailing Address:
P.O. Box 5928
Greenville, SC 29606

www.kemet.com
Tel: 864-963-6300
Fax: 864-963-6521

Corporate Offices
Fort Lauderdale, FL
Tel: 954-766-2800

North America

Southeast
Lake Mary, FL
Tel: 407-855-8886

Northeast
Wilmington, MA
Tel: 978-658-1663

Central
Novi, MI
Tel: 248-994-1030

West
Milpitas, CA
Tel: 408-433-9950

Mexico
Guadalajara, Jalisco
Tel: 52-33-3123-2141

Europe

Southern Europe
Paris, France
Tel: 33-1-4646-1006

Sasso Marconi, Italy
Tel: 39-051-939111

Central Europe
Landsberg, Germany
Tel: 49-8191-3350800

Kamen, Germany
Tel: 49-2307-438110

Northern Europe
Bishop's Stortford, United Kingdom
Tel: 44-1279-460122

Espoo, Finland
Tel: 358-9-5406-5000

Asia

Northeast Asia
Hong Kong
Tel: 852-2305-1168

Shenzhen, China
Tel: 86-755-2518-1306

Beijing, China
Tel: 86-10-5829-1711

Shanghai, China
Tel: 86-21-6447-0707

Taipei, Taiwan
Tel: 886-2-27528585

Southeast Asia
Singapore
Tel: 65-6586-1900

Penang, Malaysia
Tel: 60-4-6430200

Bangalore, India
Tel: 91-806-53-76817

Note: KEMET reserves the right to modify minor details of internal and external construction at any time in the interest of product improvement. KEMET does not assume any responsibility for infringement that might result from the use of KEMET Capacitors in potential circuit designs. KEMET is a registered trademark of KEMET Electronics Corporation.

Not for new design. Use LDE Series.

Film Surface Mount Capacitors – General Purpose, High Stability and AC Line EMI Suppression

GMW Series Unencapsulated Winding, Size 2220, 63 – 630 VDC



Other KEMET Resources

Tools	
Resource	Location
Configure A Part: CapEdge	http://capacitoredge.kemet.com
SPICE & FIT Software	http://www.kemet.com/spice
Search Our FAQs: KnowledgeEdge	http://www.kemet.com/keask
Electrolytic LifeCalculator	http://www.kemet.com:8080/elc

Product Information	
Resource	Location
Products	http://www.kemet.com/products
Technical Resources (Including Soldering Techniques)	http://www.kemet.com/technicalpapers
RoHS Statement	http://www.kemet.com/rohs
Quality Documents	http://www.kemet.com/qualitydocuments

Product Request	
Resource	Location
Sample Request	http://www.kemet.com/sample
Engineering Kit Request	http://www.kemet.com/kits

Contact	
Resource	Location
Website	www.kemet.com
Contact Us	http://www.kemet.com/contact
Investor Relations	http://www.kemet.com/ir
Call Us	1-877-MyKEMET
Twitter	http://twitter.com/kemetcapacitors

Disclaimer

All product specifications, statements, information and data (collectively, the "Information") in this datasheet are subject to change. The customer is responsible for checking and verifying the extent to which the Information contained in this publication is applicable to an order at the time the order is placed.

All Information given herein is believed to be accurate and reliable, but it is presented without guarantee, warranty, or responsibility of any kind, expressed or implied.

Statements of suitability for certain applications are based on KEMET Electronics Corporation's ("KEMET") knowledge of typical operating conditions for such applications, but are not intended to constitute – and KEMET specifically disclaims – any warranty concerning suitability for a specific customer application or use. The Information is intended for use only by customers who have the requisite experience and capability to determine the correct products for their application. Any technical advice inferred from this Information or otherwise provided by KEMET with reference to the use of KEMET's products is given gratis, and KEMET assumes no obligation or liability for the advice given or results obtained.

Although KEMET designs and manufactures its products to the most stringent quality and safety standards, given the current state of the art, isolated component failures may still occur. Accordingly, customer applications which require a high degree of reliability or safety should employ suitable designs or other safeguards (such as installation of protective circuitry or redundancies) in order to ensure that the failure of an electrical component does not result in a risk of personal injury or property damage.

Although all product-related warnings, cautions and notes must be observed, the customer should not assume that all safety measures are indicated or that other measures may not be required.

Not for new design. Use LDE Series.

Film Surface Mount Capacitors – General Purpose, High Stability and AC Line EMI Suppression

GMW Series Unencapsulated Winding, Size 2220, 63 – 630 VDC





Компания «ЭлектроПласт» предлагает заключение долгосрочных отношений при поставках импортных электронных компонентов на взаимовыгодных условиях!

Наши преимущества:

- Оперативные поставки широкого спектра электронных компонентов отечественного и импортного производства напрямую от производителей и с крупнейших мировых складов;
- Поставка более 17-ти миллионов наименований электронных компонентов;
- Поставка сложных, дефицитных, либо снятых с производства позиций;
- Оперативные сроки поставки под заказ (от 5 рабочих дней);
- Экспресс доставка в любую точку России;
- Техническая поддержка проекта, помощь в подборе аналогов, поставка прототипов;
- Система менеджмента качества сертифицирована по Международному стандарту ISO 9001;
- Лицензия ФСБ на осуществление работ с использованием сведений, составляющих государственную тайну;
- Поставка специализированных компонентов (Xilinx, Altera, Analog Devices, Intersil, Interpoint, Microsemi, Aeroflex, Peregrine, Syfer, Eurofarad, Texas Instrument, Miteq, Cobham, E2V, MA-COM, Hittite, Mini-Circuits, General Dynamics и др.);

Помимо этого, одним из направлений компании «ЭлектроПласт» является направление «Источники питания». Мы предлагаем Вам помощь Конструкторского отдела:

- Подбор оптимального решения, техническое обоснование при выборе компонента;
- Подбор аналогов;
- Консультации по применению компонента;
- Поставка образцов и прототипов;
- Техническая поддержка проекта;
- Защита от снятия компонента с производства.



Как с нами связаться

Телефон: 8 (812) 309 58 32 (многоканальный)

Факс: 8 (812) 320-02-42

Электронная почта: org@eplast1.ru

Адрес: 198099, г. Санкт-Петербург, ул. Калинина, дом 2, корпус 4, литера А.