

**SURFACE MOUNT ZENER DIODE**

**VOLTAGE RANGE 2.4 to 91 Volts POWER RATING 500 mWatts**

**FEATURES**

- \* Planar Die Construction
- \* 500mW Power Dissipation
- \* General Purpose, Medium Current
- \* Ideally Suited for Automated Assembly Processes
- \* ESD Rating of Class 3(> 16kV) per Human Body Model
- \* MSL: Level 1
- \* P/N suffix V means AEC-Q101 qualified, e.g:MMSZ5221BV
- \* Halogen-free

**MECHANICAL DATA**

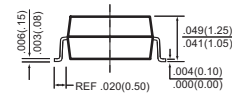
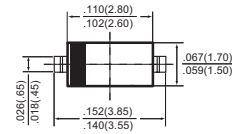
- \* Case: Molded plastic
- \* Epoxy: UL 94V-O rate flame retardant
- \* Lead: MIL-STD-202E method 208C guaranteed
- \* Mounting position: Any
- \* Weight: 0.01 gram

**MAXIMUM RATINGS AND ELECTRICAL CHARACTERISTICS**

Ratings at 25 °C ambient temperature unless otherwise specified.



**SOD-123**



Dimensions in inches and (millimeters)

**MAXIMUM RATINGS** ( @ TA = 25°C unless otherwise noted )

| RATINGS   | SYMBOL           | VALUE       | UNITS |
|---|------------------|-------------|-------|
| Max. Steady State Power Dissipation @TA=25°C (Note 1) | P <sub>D</sub>   | 500         | mW    |
| Max. Operating Temperature Range                      | T <sub>J</sub>   | -65 to +150 | °C    |
| Storage Temperature Range                             | T <sub>STG</sub> | -65 to +150 | °C    |

**ELECTRICAL CHARACTERISTICS** ( @ TA = 25°C unless otherwise noted )

| CHARACTERISTICS   | SYMBOL            | MIN. | TYP. | MAX. | UNITS |
|---|-------------------|------|------|------|-------|
| Thermal Resistance Junction to Ambient (Note 1)             | R θ <sub>JA</sub> | -    | -    | 350  | °C/W  |
| Max. Instantaneous Forward Voltage at I <sub>F</sub> = 10mA | V <sub>F</sub>    | -    | -    | 0.9  | Volts |

Note 1. Dveice mounted on ceramic PCB; 7.6mm x 9.4mm x 0.87mm with pad areas 25 mm<sup>2</sup>.

2020-03/08  
REV: G

# ELECTRICAL CHARACTERISTICS (@TA=25°C unless otherwise specified)

| TYPE      | MARKING | Zener voltage Range (Note 1)<br>Vz (V) @ IZT |       |       | Test current<br><br>IZT (mA) | Maximum Zener impedance |            |                   | Maximum Reverse leakage current |              |
|-----------|---------|--|-------|-------|------------------------------|-------------------------|------------|-------------------|---------------------------------|--------------|
|           |         | Nom  | Min   | Max   |                              | ZzT<br>at IZT<br>(Ω)    | Zzk<br>(Ω) | at<br>Izk<br>(mA) | IR<br>(μA)                      | at VR<br>(V) |
|           |         | Volts  | Volts | Volts |                              |                         |            |                   |                                 |              |
| MMSZ5221B | C1      | 2.4  | 2.28  | 2.52  | 20                           | 30                      | 1200       | 0.25              | 100                             | 1.0          |
| MMSZ5222B | C2      | 2.5  | 2.38  | 2.63  | 20                           | 30                      | 1250       | 0.25              | 100                             | 1.0          |
| MMSZ5223B | C3      | 2.7  | 2.57  | 2.84  | 20                           | 30                      | 1300       | 0.25              | 75                              | 1.0          |
| MMSZ5225B | C5      | 3.0  | 2.85  | 3.15  | 20                           | 30                      | 1600       | 0.25              | 50                              | 1.0          |
| MMSZ5226B | G1      | 3.3  | 3.14  | 3.47  | 20                           | 28                      | 1600       | 0.25              | 25                              | 1.0          |
| MMSZ5227B | G2      | 3.6  | 3.42  | 3.78  | 20                           | 24                      | 1700       | 0.25              | 15                              | 1.0          |
| MMSZ5228B | G3      | 3.9  | 3.71  | 4.10  | 20                           | 23                      | 1900       | 0.25              | 10                              | 1.0          |
| MMSZ5229B | G4      | 4.3  | 4.09  | 4.52  | 20                           | 22                      | 2000       | 0.25              | 5.0                             | 1.0          |
| MMSZ5230B | G5      | 4.7  | 4.47  | 4.94  | 20                           | 19                      | 1900       | 0.25              | 5.0                             | 2.0          |
| MMSZ5231B | E1      | 5.1  | 4.85  | 5.36  | 20                           | 17                      | 1600       | 0.25              | 5.0                             | 2.0          |
| MMSZ5232B | E2      | 5.6  | 5.32  | 5.88  | 20                           | 11                      | 1600       | 0.25              | 5.0                             | 3.0          |
| MMSZ5233B | E3      | 6.0  | 5.70  | 6.30  | 20                           | 7                       | 1600       | 0.25              | 5.0                             | 3.5          |
| MMSZ5234B | E4      | 6.2  | 5.89  | 6.51  | 20                           | 7                       | 1000       | 0.25              | 5.0                             | 4.0          |
| MMSZ5235B | E5      | 6.8  | 6.46  | 7.14  | 20                           | 5                       | 750        | 0.25              | 3.0                             | 5.0          |
| MMSZ5236B | F1      | 7.5  | 7.13  | 7.88  | 20                           | 6                       | 500        | 0.25              | 3.0                             | 6.0          |
| MMSZ5237B | F2      | 8.2  | 7.79  | 8.61  | 20                           | 8                       | 500        | 0.25              | 3.0                             | 6.5          |
| MMSZ5238B | F3      | 8.7  | 8.27  | 9.14  | 20                           | 8                       | 600        | 0.25              | 3.0                             | 6.5          |
| MMSZ5239B | F4      | 9.1  | 8.65  | 9.56  | 20                           | 10                      | 600        | 0.25              | 3.0                             | 7.0          |
| MMSZ5240B | F5      | 10   | 9.50  | 10.50 | 20                           | 17                      | 600        | 0.25              | 3.0                             | 8.0          |
| MMSZ5241B | H1      | 11   | 10.45 | 11.55 | 20                           | 22                      | 600        | 0.25              | 2.0                             | 8.4          |
| MMSZ5242B | H2      | 12   | 11.40 | 12.60 | 20                           | 30                      | 600        | 0.25              | 1.0                             | 9.1          |
| MMSZ5243B | H3      | 13   | 12.35 | 13.65 | 9.5                          | 13                      | 600        | 0.25              | 0.5                             | 9.9          |
| MMSZ5244B | H4      | 14   | 13.3  | 14.7  | 9.0                          | 15                      | 600        | 0.25              | 0.1                             | 10           |
| MMSZ5245B | H5      | 15   | 14.25 | 15.75 | 8.5                          | 16                      | 600        | 0.25              | 0.1                             | 11           |
| MMSZ5246B | J1      | 16   | 15.20 | 16.80 | 7.8                          | 17                      | 600        | 0.25              | 0.1                             | 12           |
| MMSZ5247B | J2      | 17   | 16.15 | 17.85 | 7.4                          | 19                      | 600        | 0.25              | 0.1                             | 13           |
| MMSZ5248B | J3      | 18   | 17.10 | 18.90 | 7.0                          | 21                      | 600        | 0.25              | 0.1                             | 14           |
| MMSZ5250B | J5      | 20   | 19.00 | 21.00 | 6.2                          | 25                      | 600        | 0.25              | 0.1                             | 15           |
| MMSZ5251B | K1      | 22   | 20.90 | 23.10 | 5.6                          | 29                      | 600        | 0.25              | 0.1                             | 17           |
| MMSZ5252B | K2      | 24   | 22.80 | 25.20 | 5.2                          | 33                      | 600        | 0.25              | 0.1                             | 18           |
| MMSZ5254B | K4      | 27   | 25.65 | 28.35 | 5.0                          | 41                      | 600        | 0.25              | 0.1                             | 21           |
| MMSZ5255B | K5      | 28   | 26.60 | 29.40 | 4.5                          | 44                      | 600        | 0.25              | 0.1                             | 21           |
| MMSZ5256B | M1      | 30   | 28.50 | 31.50 | 4.2                          | 49                      | 600        | 0.25              | 0.1                             | 23           |
| MMSZ5257B | M2      | 33   | 31.35 | 34.65 | 3.8                          | 58                      | 700        | 0.25              | 0.1                             | 25           |
| MMSZ5258B | M3      | 36   | 34.20 | 37.80 | 3.4                          | 70                      | 700        | 0.25              | 0.1                             | 27           |
| MMSZ5259B | M4      | 39   | 37.05 | 40.95 | 3.2                          | 80                      | 800        | 0.25              | 0.1                             | 30           |
| MMSZ5260B | M5      | 43   | 40.85 | 45.15 | 3.0                          | 93                      | 900        | 0.25              | 0.1                             | 33           |
| MMSZ5261B | N1      | 47   | 44.65 | 49.35 | 2.7                          | 105                     | 1000       | 0.25              | 0.1                             | 36           |
| MMSZ5262B | N2      | 51   | 48.45 | 53.55 | 2.5                          | 125                     | 1100       | 0.25              | 0.1                             | 39           |
| MMSZ5263B | N3      | 56   | 53.20 | 58.80 | 2.2                          | 150                     | 1300       | 0.25              | 0.1                             | 43           |
| MMSZ5264B | N4      | 60   | 57.00 | 63.00 | 2.1                          | 170                     | 1400       | 0.25              | 0.1                             | 46           |
| MMSZ5265B | N5      | 62   | 58.90 | 65.10 | 2.0                          | 185                     | 1400       | 0.25              | 0.1                             | 47           |
| MMSZ5266B | P1      | 68   | 64.60 | 71.40 | 1.8                          | 230                     | 1600       | 0.25              | 0.1                             | 52           |
| MMSZ5267B | P2      | 75   | 71.25 | 78.75 | 1.7                          | 270                     | 1700       | 0.25              | 0.1                             | 56           |
| MMSZ5268B | P3      | 82   | 77.90 | 86.10 | 1.5                          | 330                     | 2000       | 0.25              | 0.1                             | 62           |
| MMSZ5269B | P4      | 87   | 82.65 | 91.35 | 1.4                          | 370                     | 2200       | 0.25              | 0.1                             | 68           |
| MMSZ5270B | P5      | 91   | 86.45 | 95.55 | 1.4                          | 400                     | 2300       | 0.25              | 0.1                             | 69           |

Note 1. Tested with pulses, Tp≤1.0ms.

# RATING AND CHARACTERISTICS CURVES ( MMSZ5221B-MMSZ5270B )



Figure 1 Power Dissipation vs Ambient Temperature

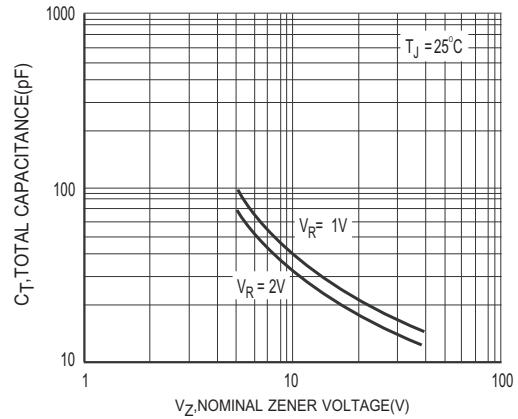


Figure 2 Typical Capacitance

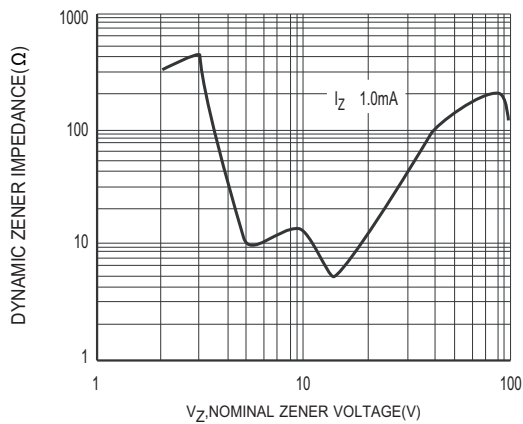


Figure 3 Zener Voltage vs Zener Impedance

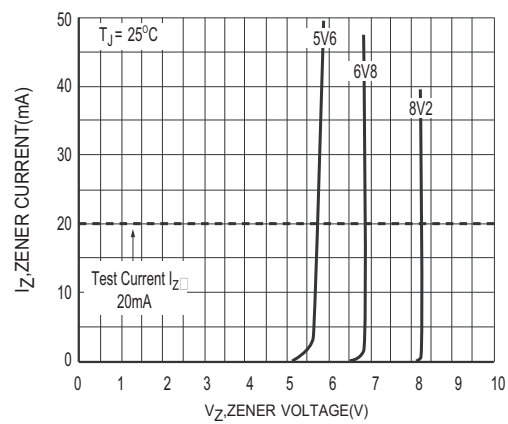


Figure 4 Zener Breakdown Characteristics

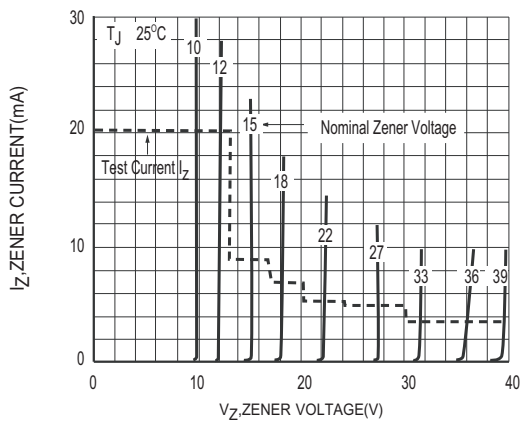


Figure 5 Zener Breakdown Characteristics

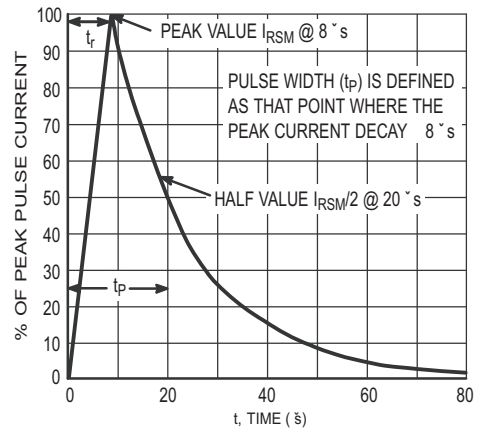


Figure 6. 8x20s Pulse Waveform

# RATING AND CHARACTERISTICS CURVES ( MMSZ5221B-MMSZ5270B )

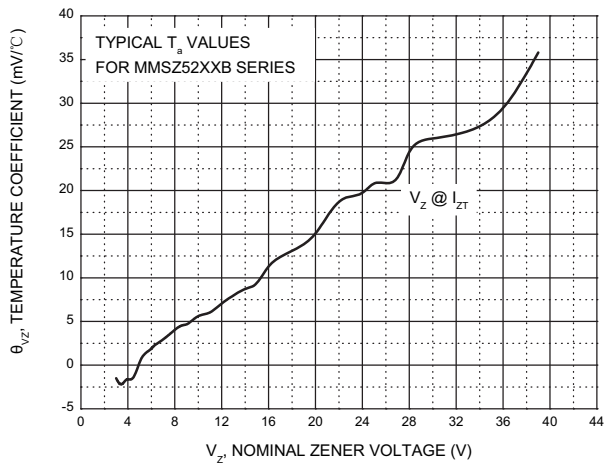


Figure 7 Typical Capacitance



Figure 8 Effect of Zener Voltage on Zener Impedance

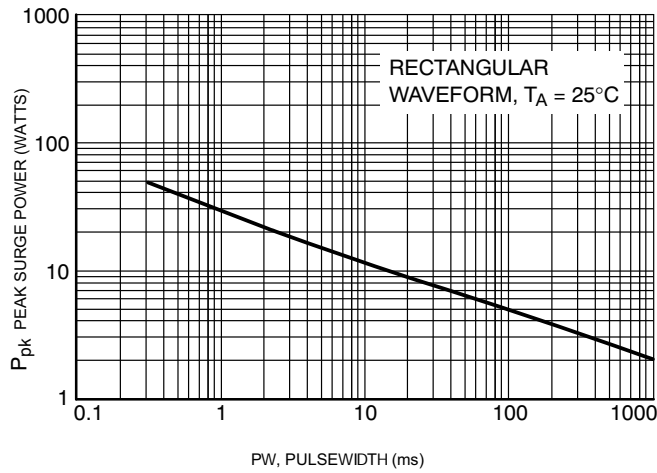


Figure 9. Maximum Nonrepetitive Surge Power

# REEL TAPING SPECIFICATIONS FOR SURFACE MOUNT DEVICES-SOD-123

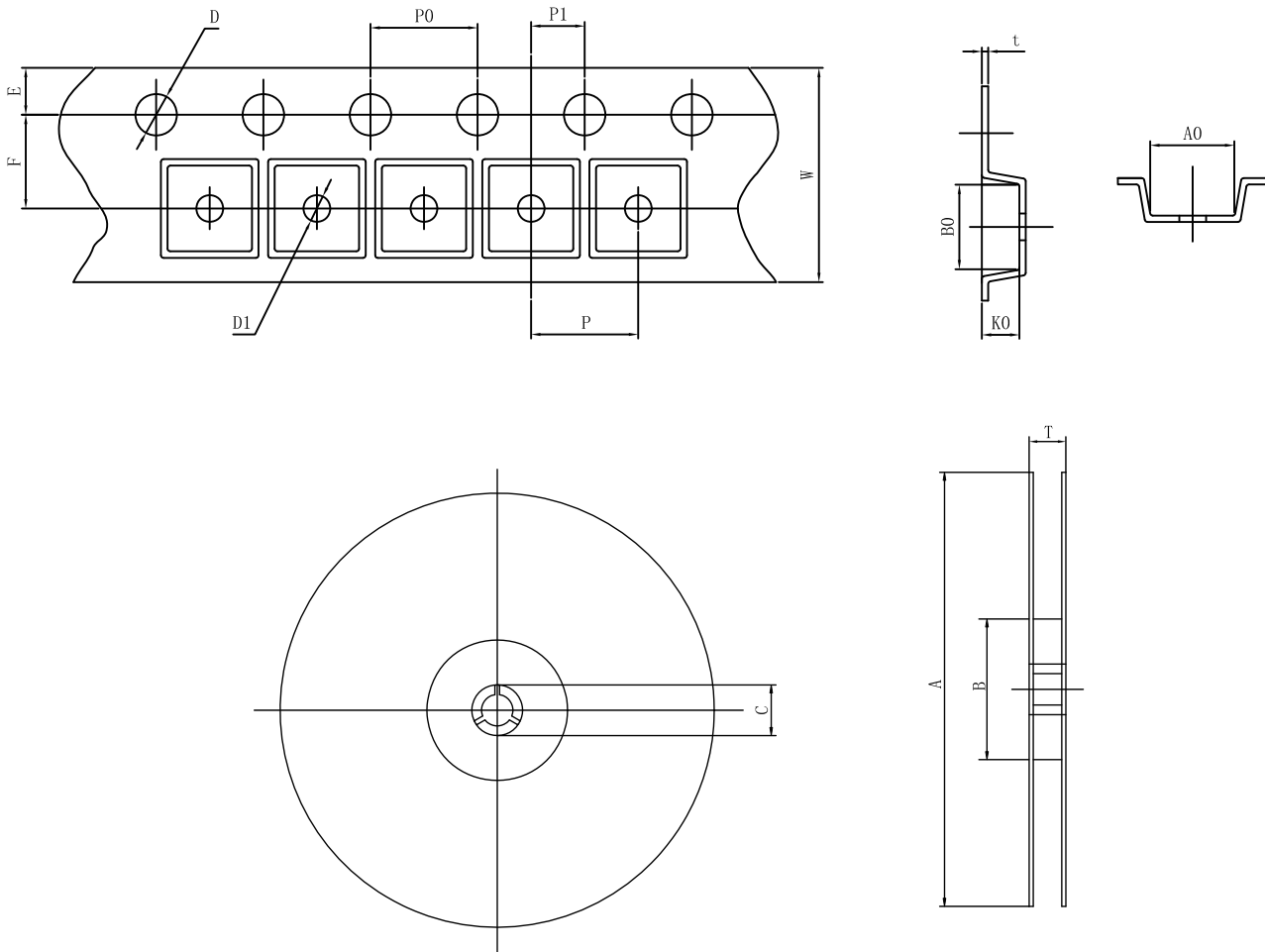


Fig.: Configuration of SOD-123 TAPING

| ITEM                   | SYMBOL | SPECIFICATIONS (mm) | SPECIFICATIONS (inch) |
|------------------------|--------|---------------------|-----------------------|
| Carrier width          | A0     | 1.95 Max.           | 0.077 Max.            |
| Carrier length         | B0     | 4.04 Max.           | 0.159 Max.            |
| Carrier depth          | K0     | 1.67 Max.           | 0.066 Max.            |
| Sprocket hole          | D      | 1.55±0.05           | 0.061±0.002           |
| Reel outside diameter  | A      | 178±1.0             | 7.009±0.039           |
| Reel inner diameter    | B      | 54 Min.             | 2.126 Min.            |
| Feed hole diameter     | C      | 13.0±0.20           | 0.512±0.008           |
| Strocket hole position | E      | 1.75±0.10           | 0.069±0.004           |
| Punch hole position    | F      | 3.5±0.05            | 0.138±0.002           |
| Punch hole pitch       | P      | 4.0±0.10            | 0.158±0.004           |
| Sprocket hole pitch    | P0     | 4.0±0.10            | 0.158±0.004           |
| Embossment center      | P1     | 2.0±0.05            | 0.079±0.002           |
| Overall tape thickness | t      | 0.216 Max.          | 0.009 Max.            |
| Tape width             | W      | 8.0+0.2/-0.1        | 0.315+0.008/-0.004    |
| Reel width             | T      | 12.5 Max.           | 0.492 Max.            |
| Punch hole diameter    | D1     | 1.25 Max.           | 0.049 Max.            |

Note : Devices are packed in accordance with EIA standard RS-481-D and specification given above. Available only for SOD-123 devices.

## PACKAGING OF DIODE

### REEL PACK

| PACKAGE | PACKING CODE | REEL ( EA ) | COMPONENT SPACE(mm) | TAPE SPACE (mm) | REEL DIA (mm) | CARTON SIZE (mm) | EA PER CARTON | GROSS WEIGHT(Kg) |
|---------|--------------|-------------|---------------------|-----------------|---------------|------------------|---------------|------------------|
| SOD-123 | -T           | 3,000       | ---                 | ---             | 178           | 390*205*310      | 120,000       | 5.29             |

## DISCLAIMER NOTICE

Rectron Inc reserves the right to make changes without notice to any product specification herein, to make corrections, modifications, enhancements or other changes. Rectron Inc or anyone on its behalf assumes no responsibility or liability for any errors or inaccuracies. Data sheet specifications and its information contained are intended to provide a product description only. "Typical" parameters which may be included on RECTRON data sheets and/ or specifications can and do vary in different applications and actual performance may vary over time. Rectron Inc does not assume any liability arising out of the application or use of any product or circuit.

Rectron products are not designed, intended or authorized for use in medical, life-saving implant or other applications intended for life-sustaining or other related applications where a failure or malfunction of component or circuitry may directly or indirectly cause injury or threaten a life without expressed written approval of Rectron Inc. Customers using or selling Rectron components for use in such applications do so at their own risk and shall agree to fully indemnify Rectron Inc and its subsidiaries harmless against all claims, damages and expenditures.



Компания «ЭлектроПласт» предлагает заключение долгосрочных отношений при поставках импортных электронных компонентов на взаимовыгодных условиях!

Наши преимущества:

- Оперативные поставки широкого спектра электронных компонентов отечественного и импортного производства напрямую от производителей и с крупнейших мировых складов;
- Поставка более 17-ти миллионов наименований электронных компонентов;
- Поставка сложных, дефицитных, либо снятых с производства позиций;
- Оперативные сроки поставки под заказ (от 5 рабочих дней);
- Экспресс доставка в любую точку России;
- Техническая поддержка проекта, помощь в подборе аналогов, поставка прототипов;
- Система менеджмента качества сертифицирована по Международному стандарту ISO 9001;
- Лицензия ФСБ на осуществление работ с использованием сведений, составляющих государственную тайну;
- Поставка специализированных компонентов (Xilinx, Altera, Analog Devices, Intersil, Interpoint, Microsemi, Aeroflex, Peregrine, Syfer, Eurofarad, Texas Instrument, Miteq, Cobham, E2V, MA-COM, Hittite, Mini-Circuits, General Dynamics и др.);

Помимо этого, одним из направлений компании «ЭлектроПласт» является направление «Источники питания». Мы предлагаем Вам помощь Конструкторского отдела:

- Подбор оптимального решения, техническое обоснование при выборе компонента;
- Подбор аналогов;
- Консультации по применению компонента;
- Поставка образцов и прототипов;
- Техническая поддержка проекта;
- Защита от снятия компонента с производства.



#### Как с нами связаться

**Телефон:** 8 (812) 309 58 32 (многоканальный)

**Факс:** 8 (812) 320-02-42

**Электронная почта:** [org@eplast1.ru](mailto:org@eplast1.ru)

**Адрес:** 198099, г. Санкт-Петербург, ул. Калинина, дом 2, корпус 4, литера А.