

Surface Mount Fuse, PTC, 1812 footprint, 4.6 x 3.2 mm, 60 VDC



6.0 - 60.0VDC · 0.1 - 2.6A

See below:

[Approvals and Compliances](#)

Description

- 100% compatible with the PFMD type
 Directly solderable on printed circuit boards

Applications

- Hard disk drives
- PC motherboards
- PC peripherals
- PCMCIA cards
- USB port protection

References

[Packaging Details](#)

Weblinks

[pdf data sheet](#), [html datasheet](#), [General Product Information](#), [Packaging details](#), [Distributor-Stock-Check](#), [Detailed request for product](#)

Technical Data

V max	6.0 - 60.0VDC
I _{max}	10 - 100A
I hold	0.1 - 2.6A
Attachment	PCB,SMT
Allowable Operation Temperature	-40 °C to 85 °C
Material: Terminals	Electroless Nickel under Immerion Gold
Weight	0.025 g
Storage Conditions	0 °C to 40 °C, max. 70% r.h.
Product Marking	I hold, Data Code

Soldering Methods	Reflow Soldering Profile
Solderability	245 °C / 3sec
Resistance to Soldering Heat	260 °C / 10sec
Moisture Sensitivity Level	MSL 1, J-STD-020
Passing Aging	+85 °C, 1000 Hours -> +/- 5% Typical Resistance Change
Humidity Aging	+85 °C, 85% r.h., 1000 Hours -> +/- 5% Typical Resistance Change
Thermal Shock	+85 °C to -40 °C, 20 Times -> +/- 10% Typical Resistance Change
Vibration	MIL-STD-883C, Method 2007.1, Test Condition A
Resistance to Solvents	MIL-STD-202, Method 215

Approvals and Compliances

Detailed information on product approvals, code requirements, usage instructions and detailed test conditions can be looked up in [Details about Approvals](#)

SCHURTER products are designed for use in industrial environments. They have approvals from independent testing bodies according to national and international standards. Products with specific characteristics and requirements such as required in the automotive sector according to IATF 16949, medical technology according to ISO 13485 or in the aerospace industry can be offered exclusively with customer-specific, individual agreements by SCHURTER.

Approvals

The approval mark is used by the testing authorities to certify compliance with the safety requirements placed on electronic products.

Approval Reference Type: PFMF

Approval Logo	Certificates	Certification Body	Description
	TUEV Approvals	TUEV	Technischer Überwachungsverein
	UL Approvals	UL	UL File Number: E172175

Product standards

Product standards that are referenced

Organization	Design	Standard	Description
	Designed according to	UL 1434	Thermistor-type devices
	Designed according to	CSA 22.2 No. 0 TIL No. CA-3A	General requirements - Canadian electrical code, part II





Application standards

Application standards where the product can be used

Organization	Design	Standard	Description
	Designed for applications acc.	IEC/UL 62368-1	IEC 62368-1 includes the basic requirements for safety of audio, video, information technology and office equipment.

Compliances

The product complies with following Guide Lines

Identification	Details	Initiator	Description
	CE declaration of conformity	SCHURTER AG	The CE marking declares that the product complies with the applicable requirements laid down in the harmonisation of Community legislation on its affixing in accordance with EU Regulation 765/2008.
	RoHS	SCHURTER AG	Directive RoHS 2011/65/EU, Amendment (EU) 2015/863
	China RoHS	SCHURTER AG	The law SJ / T 11363-2006 (China RoHS) has been in force since 1 March 2007. It is similar to the EU directive RoHS.
	REACH	SCHURTER AG	On 1 June 2007, Regulation (EC) No 1907/2006 on the Registration, Evaluation, Authorization and Restriction of Chemicals 1 (abbreviated as "REACH") entered into force.

Dimension [mm]

 4.6 mm



Soldering pads

Part marking



Time-Current-Curves



Dimensions

A min [mm]	A max [mm]	B min [mm]	B max [mm]	C min [mm]	C max [mm]	D min [mm]	Order Number
4.37	4.73	3.07	3.41	0.7	1.1	0.3	PFMF.010.2
4.37	4.73	3.07	3.41	0.7	1.1	0.3	PFMF.014.2
4.37	4.73	3.07	3.41	0.7	1.1	0.3	PFMF.020.2
4.37	4.73	3.07	3.41	0.7	1.1	0.3	PFMF.030.2
4.37	4.73	3.07	3.41	0.55	0.85	0.3	PFMF.050.2
4.37	4.73	3.07	3.41	0.55	0.85	0.3	PFMF.075.2
4.37	4.73	3.07	3.41	0.55	0.85	0.3	PFMF.075.24.2
4.37	4.73	3.07	3.41	0.45	0.85	0.3	PFMF.110.2
4.37	4.73	3.07	3.41	0.45	0.85	0.3	PFMF.110.16.2
4.37	4.73	3.07	3.41	0.55	0.85	0.3	PFMF.125.2
4.37	4.73	3.07	3.41	0.55	0.85	0.3	PFMF.150.2
4.37	4.73	3.07	3.41	0.55	0.85	0.3	PFMF.160.2
4.37	4.73	3.07	3.41	0.55	0.85	0.3	PFMF.200.2
4.37	4.83	3.07	3.41	0.7	1.6	0.3	PFMF.250.16.2
4.37	4.73	3.07	3.41	0.48	0.85	0.3	PFMF.260.2

Most Popular.

Availability for all products can be searched real-time: <https://www.schurter.com/en/Stock-Check/Stock-Check-SCHURTER>

Thermal Derating Chart Ihold [A]

Order Number	-40 °C	-20 °C	0 °C	23 °C	40 °C	50 °C	60 °C	70 °C	85 °C	Order Number
PFMF.010.2	0.16	0.14	0.12	0.1	0.08	0.07	0.06	0.05	0.03	PFMF.010.2
PFMF.014.2	0.23	0.19	0.17	0.14	0.12	0.1	0.09	0.08	0.06	PFMF.014.2
PFMF.020.2	0.29	0.26	0.23	0.2	0.17	0.15	0.14	0.12	0.1	PFMF.020.2
PFMF.030.2	0.44	0.39	0.35	0.3	0.26	0.23	0.21	0.18	0.15	PFMF.030.2
PFMF.050.2	0.77	0.68	0.59	0.5	0.44	0.4	0.37	0.33	0.29	PFMF.050.2
PFMF.075.2	1.15	1.01	0.88	0.75	0.65	0.6	0.55	0.49	0.43	PFMF.075.2
PFMF.075.24.2	1.15	1.01	0.88	0.75	0.65	0.6	0.55	0.49	0.43	PFMF.075.24.2

Order Number	-40 °C	-20 °C	0 °C	23 °C	40 °C	50 °C	60 °C	70 °C	85 °C	Order Number
PFMF.110.2	1.59	1.43	1.26	1.1	0.95	0.87	0.8	0.71	0.6	PFMF.110.2
PFMF.110.16.2	1.59	1.43	1.26	1.1	0.95	0.87	0.8	0.71	0.6	PFMF.110.16.2
PFMF.125.2	1.8	1.63	1.43	1.25	1.08	0.99	0.91	0.81	0.68	PFMF.125.2
PFMF.150.2	2.17	1.95	1.72	1.5	1.3	1.18	1.09	0.97	0.82	PFMF.150.2
PFMF.160.2	2.3	2.2	1.9	1.6	1.45	1.3	1.15	1.03	0.91	PFMF.160.2
PFMF.200.2	3.08	2.71	2.35	2	1.8	1.6	1.5	1.4	1.25	PFMF.200.2
PFMF.250.16.2	3.9	3.42	2.96	2.5	2.24	1.98	1.85	1.29	0.94	PFMF.250.16.2
PFMF.260.2	4	3.52	3.06	2.6	2.34	2.08	1.95	1.39	1.04	PFMF.260.2

Most Popular.

Availability for all products can be searched real-time: <https://www.schurter.com/en/Stock-Check/Stock-Check-SCHURTER>

Electrical Characteristics at 23 °C

V max [VDC]	I max [A]	I hold [A]	I trip [A]	R initial min [Ω]	R 1hour max [Ω]	Max Time to trip [A]	Max Time to Trip [s]	Tripped Power Dissipation [W]	Order Number
60.0	40	0.1	0.3	0.7	15	0.5	1.5	0.80	PFMF.010.2
60.0	40	0.14	0.34	0.4	6.5	1.5	0.15	0.80	PFMF.014.2
30.0	80	0.2	0.4	0.4	6	6	0.06	0.80	PFMF.020.2
30.0	10	0.3	0.6	0.3	3	8	0.1	0.80	PFMF.030.2
15.0	100	0.5	1	0.15	1	8	0.15	0.80	PFMF.050.2
13.2	100	0.75	1.5	0.11	0.45	8	0.2	0.80	PFMF.075.2
24.0	40	0.75	1.5	0.11	0.45	8	0.2	0.80	PFMF.075.24.2
6.0	100	1.1	2.2	0.04	0.21	8	0.3	0.80	PFMF.110.2
16.0	100	1.1	2.2	0.04	0.21	8	0.3	0.80	PFMF.110.16.2
6.0	100	1.25	2.5	0.035	0.14	8	0.4	0.80	PFMF.125.2
6.0	100	1.5	3	0.03	0.12	8	0.5	0.80	PFMF.150.2
8.0	100	1.6	2.8	0.035	0.099	8	2	0.80	PFMF.160.2
8.0	40	2	4	0.02	0.08	8	3	0.80	PFMF.200.2
16.0	100	2.5	5	0.015	0.1	8	5	1.20	PFMF.250.16.2
6.0	100	2.6	5.2	0.015	0.08	8	5	0.80	PFMF.260.2

Most Popular.

Availability for all products can be searched real-time: <https://www.schurter.com/en/Stock-Check/Stock-Check-SCHURTER>

Packaging Unit

PFMF.010.2 - PFMF.030.2
 PFMF.050.2 + PFMF.260.2

Blister Tape 18 cm Reel (1500 pcs.)
 Blister Tape 18 cm Reel (2000 pcs.)



Компания «ЭлектроПласт» предлагает заключение долгосрочных отношений при поставках импортных электронных компонентов на взаимовыгодных условиях!

Наши преимущества:

- Оперативные поставки широкого спектра электронных компонентов отечественного и импортного производства напрямую от производителей и с крупнейших мировых складов;
- Поставка более 17-ти миллионов наименований электронных компонентов;
- Поставка сложных, дефицитных, либо снятых с производства позиций;
- Оперативные сроки поставки под заказ (от 5 рабочих дней);
- Экспресс доставка в любую точку России;
- Техническая поддержка проекта, помощь в подборе аналогов, поставка прототипов;
- Система менеджмента качества сертифицирована по Международному стандарту ISO 9001;
- Лицензия ФСБ на осуществление работ с использованием сведений, составляющих государственную тайну;
- Поставка специализированных компонентов (Xilinx, Altera, Analog Devices, Intersil, Interpoint, Microsemi, Aeroflex, Peregrine, Syfer, Eurofarad, Texas Instrument, Miteq, Cobham, E2V, MA-COM, Hittite, Mini-Circuits, General Dynamics и др.);

Помимо этого, одним из направлений компании «ЭлектроПласт» является направление «Источники питания». Мы предлагаем Вам помощь Конструкторского отдела:

- Подбор оптимального решения, техническое обоснование при выборе компонента;
- Подбор аналогов;
- Консультации по применению компонента;
- Поставка образцов и прототипов;
- Техническая поддержка проекта;
- Защита от снятия компонента с производства.



Как с нами связаться

Телефон: 8 (812) 309 58 32 (многоканальный)

Факс: 8 (812) 320-02-42

Электронная почта: org@eplast1.ru

Адрес: 198099, г. Санкт-Петербург, ул. Калинина, дом 2, корпус 4, литера А.