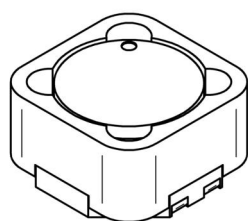
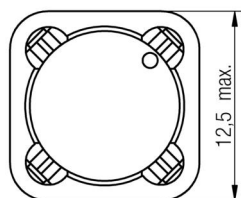
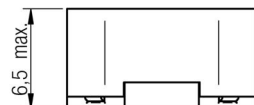
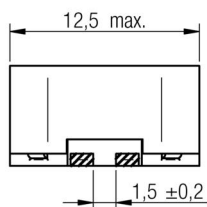
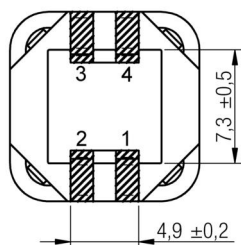
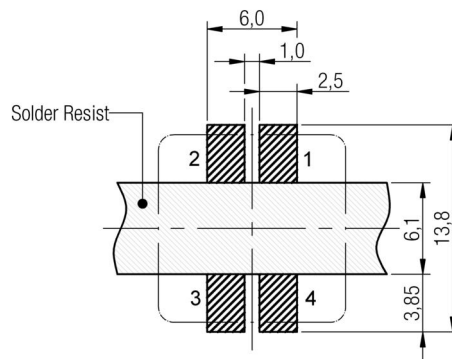
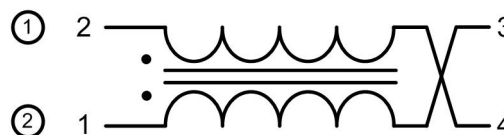


**A Dimensions: [mm]**

Scale - 2:1

**B Recommended land pattern: [mm]**

Scale - 2:1

**C Schematic:****D Electrical Properties:**

| Properties                     | Test conditions |                  | Value   | Unit   | Tol. |
|--------------------------------|-----------------|------------------|---------|--------|------|
| <b>Inductance</b>              | 100 kHz/ 100 mV | L                | 2x 1000 | μH     | ±20% |
| <b>Impedance</b>               |                 | Z <sub>max</sub> | 160000  | Ω      | max. |
| <b>Rated current</b>           | ΔT = 40 K       | I <sub>R</sub>   | 250     | mA     | max. |
| <b>DC Resistance</b>           |                 | R <sub>DC</sub>  | 2x 2.80 | Ω      | max. |
| <b>Insulation test voltage</b> |                 | U <sub>T</sub>   | 500     | V (AC) | max. |
| <b>Rated voltage</b>           |                 | U <sub>R</sub>   | 80      | V      |      |

**E General information:**

It is recommended that the temperature of the part does not exceed 125°C under worst case operating conditions.

Ambient temperature: -40°C to +85°C (referring to I<sub>R</sub>)

Operating temperature: -40°C to +125°C

Storage temperature (on tape & reel): -20°C to +40°C; 75% RH max.

Test conditions of Electrical Properties: 20°C, 33% RH  
if not specified differently

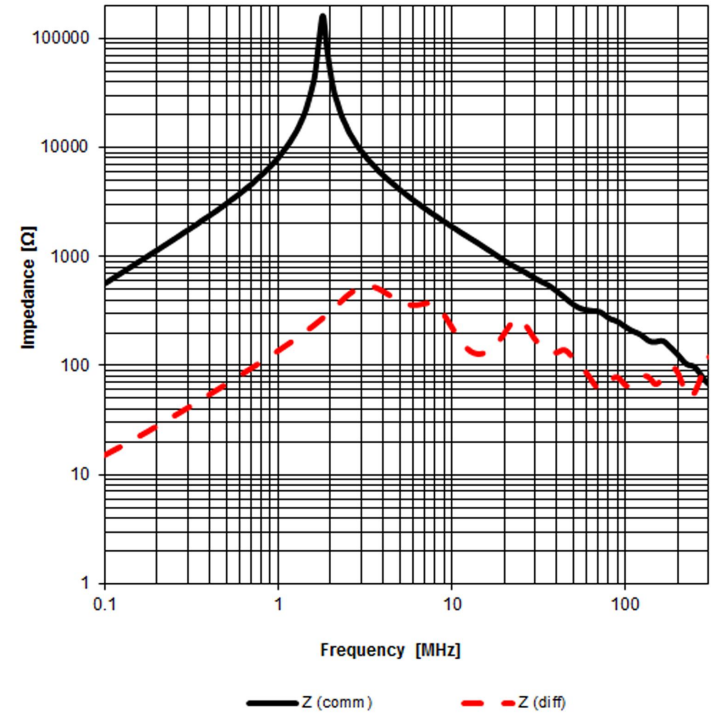
|     |            |     |         |                |  |   |
|-----|------------|-----|---------|----------------|--|---|
|     |            |     |         | Projection<br> |  | DESCRIPTION   |
| 3.5 | 2013-01-23 | SSt | SBa     |                |  | <b>WE-SCC SMD Common Mode Line Filter</b>                         |
| 3.4 | 2012-12-05 | SSt | SSt     |                |  |   |
| 3.3 | 2012-10-24 | SSt | SBa     |                |  | Order.- No.<br><b>744282102</b>                                   |
| 3.2 | 2012-09-12 | SSt | SBa     |                |  |   |
| 3.1 | 2012-07-17 | SSt | SSt     |                |  | <br><b>COMPLIANT</b><br><b>RoHS&amp;REACH</b><br>WÜRTH ELEKTRONIK |
| 3.0 | 2012-07-17 | SSt | SBa     |                |  |   |
| 2.0 | 2011-02-28 | SBa |         |                |  | SIZE<br>A4  |
| REV | DATE       | BY  | CHECKED |                |  |   |

Würth Elektronik eiSos GmbH & Co. KG  
EMC & Inductive Solutions  
Max-Eyth-Str. 1  
74638 Waldenburg  
Germany  
Tel. +49 (0) 79 42 945 - 0  
www.we-online.com  
eiSos@we-online.com

Size: 1260



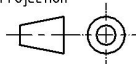

F Typical Impedance Characteristics:



Common Mode



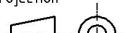

Differential Mode

|     |            |     |         |  |  |   |  |  |            |  |
|-----|------------|-----|---------|--|--|---|--|--|------------|--|
|     |            |     |         | <div>Projection</div>   |  | DESCRIPTION                               |  |  |            |  |
| 3.5 | 2013-01-23 | SSt | SBa     |  |  | <b>WE-SCC SMD Common Mode Line Filter</b> |  |  |            |  |
| 3.4 | 2012-12-05 | SSt | SSt     |  |  |   |  |  |            |  |
| 3.3 | 2012-10-24 | SSt | SBa     | <div>Würth Elektronik eiSos GmbH &amp; Co. KG</div> <div>EMC &amp; Inductive Solutions</div> <div>Max-Eyth-Str. 1</div> <div>74638 Waldenburg</div> <div>Germany</div> <div>Tel. +49 (0) 79 42 945 - 0</div> <div>www.we-online.com</div> <div>eiSos@we-online.com</div> |  | Order.- No.                               |  |  <div>COMPLIANT</div> <div>RoHS&amp;REACH</div> <div>WÜRTH ELEKTRONIK</div> | SIZE       |  |
| 3.2 | 2012-09-12 | SSt | SBa     |  |  | <b>744282102</b>                          |  |  | A4         |  |
| 3.1 | 2012-07-17 | SSt | SSt     |  |  |   |  |  | Size: 1260 |  |
| 3.0 | 2012-07-17 | SSt | SBa     |  |  |   |  |  |            |  |
| 2.0 | 2011-02-28 | SBa |         |  |  |   |  |  |            |  |
| REV | DATE       | BY  | CHECKED |  |  |   |  |  |            |  |

This electronic component has been designed and developed for usage in general electronic equipment only. This product is not authorized for use in equipment where a higher safety standard and reliability standard is especially required or where a failure of the product is reasonably expected to cause severe personal injury or death, unless the parties have executed an agreement specifically governing such use. Moreover Würth Elektronik eiSos GmbH & Co KG products are neither designed nor intended for use in areas such as military, aerospace, aviation, nuclear control, submarine, transportation (automotive control, train control, ship control), transportation signal, disaster prevention, medical, public information network etc.. Würth Elektronik eiSos GmbH & Co KG must be informed about the intent of such usage before the design-in stage. In addition, sufficient reliability evaluation checks for safety must be performed on every electronic component which is used in electrical circuits that require high safety and reliability functions or performance.

G Packaging Specification: [mm]



|     |            |     |         |  |  |             |  |            |
|-----|------------|-----|---------|--|--|-------------|--|------------|
|     |            |     |         | <div>Projection</div>   |  | DESCRIPTION | <div>WE-SCC SMD Common Mode Line Filter</div>  |            |
| 3.5 | 2013-01-23 | SSt | SBa     |  |  |             |  |            |
| 3.4 | 2012-12-05 | SSt | SSt     | <div>Würth Elektronik eiSos GmbH &amp; Co. KG</div> <div>EMC &amp; Inductive Solutions</div> <div>Max-Eyth-Str. 1</div> <div>74638 Waldenburg</div> <div>Germany</div> <div>Tel. +49 (0) 79 42 945 - 0</div> <div>www.we-online.com</div> <div>eiSos@we-online.com</div> |  | Order.- No. | <div><div>COMPLIANT</div><div>RoHS&amp;REACH</div><div>WÜRTH ELEKTRONIK</div></div> | SIZE       |
| 3.3 | 2012-10-24 | SSt | SBa     |  |  |             |  |            |
| 3.2 | 2012-09-12 | SSt | SBa     |  |  |             |  |            |
| 3.1 | 2012-07-17 | SSt | SSt     |  |  |             |  |            |
| 3.0 | 2012-07-17 | SSt | SBa     |  |  |             |  |            |
| 2.0 | 2011-02-28 | SBa |         |  |  |             |  |            |
| REV | DATE       | BY  | CHECKED |  |  |             |  | Size: 1260 |

This electronic component has been designed and developed for usage in general electronic equipment only. This product is not authorized for use in equipment where a higher safety standard and reliability standard is especially required or where a failure of the product is reasonably expected to cause severe personal injury or death, unless the parties have executed an agreement specifically governing such use. Moreover Würth Elektronik eiSos GmbH & Co KG products are neither designed nor intended for use in areas such as military, aerospace, aviation, nuclear control, submarine, transportation (automotive control, train control, ship control), transportation signal, disaster prevention, medical, public information network etc.. Würth Elektronik eiSos GmbH & Co KG must be informed about the intent of such usage before the design-in stage. In addition, sufficient reliability evaluation checks for safety must be performed on every electronic component which is used in electrical circuits that require high safety and reliability functions or performance.

H Soldering Specifications:



H1: Classification Reflow Profile for SMT components:



H2: Classification Reflow Profiles

| Profile Feature   | Pb-Free Assembly                 |
|---|----------------------------------|
| Preheat <ul style="list-style-type: none"><li>- Temperature Min (<math>T_{smin}</math>)</li><li>- Temperature Max (<math>T_{smax}</math>)</li><li>- Time (<math>t_s</math>) from (<math>T_{smin}</math> to <math>T_{smax}</math>)</li></ul> | 150°C<br>200°C<br>60-180 seconds |
| Ramp-up rate ( $T_L$ to $T_P$ )   | 3°C/ second max.                 |
| Liquidous temperature ( $T_L$ )<br>Time ( $t_L$ ) maintained above $T_L$  | 217°C<br>60-150 seconds          |
| Peak package body temperature ( $T_P$ )   | See Table H3                     |
| Time within 5°C of actual peak temperature ( $t_p$ )  | 20-30 seconds                    |
| Ramp-down rate ( $T_P$ to $T_L$ )   | 6°C/ second max.                 |
| Time 25°C to peak temperature   | 8 minutes max.                   |

refer to IPC/JEDEC J-STD-020D

H3: Package Classification Reflow Temperature

|                  | Package Thickness | Volume mm³ <350 | Volume mm³ 350 - 2000 | Volume mm³ >2000 |
|------------------|-------------------|-----------------|-----------------------|------------------|
| PB-Free Assembly | < 1.6 mm          | 260°C           | 260°C                 | 260°C            |
| PB-Free Assembly | 1.6 - 2.5 mm      | 260°C           | 250°C                 | 245°C            |
| PB-Free Assembly | ≥ 2.5 mm          | 250°C           | 245°C                 | 245°C            |

refer to IPC/JEDEC J-STD-020D

This electronic component has been designed and developed for usage in general electronic equipment only. This product is not authorized for use in equipment where a higher safety standard and reliability standard is especially required or where a failure of the product is reasonably expected to cause severe personal injury or death, unless the parties have executed an agreement specifically governing such use. Moreover Würth Elektronik eiSos GmbH & Co KG products are neither designed nor intended for use in areas such as military, aerospace, aviation, nuclear control, submarine, transportation (automotive control, train control, ship control), transportation signal, disaster prevention, medical, public information network etc.. Würth Elektronik eiSos GmbH & Co KG must be informed about the intent of such usage before the design-in stage. In addition, sufficient reliability evaluation checks for safety must be performed on every electronic component which is used in electrical circuits that require high safety and reliability functions or performance.

|     |            |     |         |   |  |                                    |
|-----|------------|-----|---------|---|--|------------------------------------|
|     |            |     |         | Projection<br>  |  | DESCRIPTION                        |
| 3.5 | 2013-01-23 | SSt | SBa     |   |  | WE-SCC SMD Common Mode Line Filter |
| 3.4 | 2012-12-05 | SSt | SSt     |   |  |                                    |
| 3.3 | 2012-10-24 | SSt | SBa     | Würth Elektronik eiSos GmbH & Co. KG<br>EMC & Inductive Solutions<br>Max-Eyth-Str. 1<br>74638 Waldenburg<br>Germany<br>Tel. +49 (0) 79 42 945 - 0<br>www.we-online.com<br>eiSos@we-online.com |  | Order.- No.                        |
| 3.2 | 2012-09-12 | SSt | SBa     |   |  | 744282102                          |
| 3.1 | 2012-07-17 | SSt | SSt     |   |  |                                    |
| 3.0 | 2012-07-17 | SSt | SBa     |   |  | Size: 1260                         |
| 2.0 | 2011-02-28 | SBa |         |   |  |                                    |
| REV | DATE       | BY  | CHECKED |   |  |                                    |



SIZE

A4

## I Cautions and Warnings:

**The following conditions apply to all goods within the product series of WE-SCC of Würth Elektronik eiSos GmbH & Co. KG:**

### General:

All recommendations according to the general technical specifications of the data sheet have to be complied with.

The disposal and operation of the product within ambient conditions which probably alloy or harm the wire isolation has to be avoided.

If the product is potted in customer applications, the potting material might shrink during and after hardening. Accordingly to this the product is exposed to the pressure of the potting material with the effect that the core, wire and termination is possibly damaged by this pressure and so the electrical as well as the mechanical characteristics are endanger to be affected. After the potting material is cured, the core, wire and termination of the product have to be checked if any reduced electrical or mechanical functions or destructions have occurred.

The responsibility for the applicability of customer specific products and use in a particular customer design is always within the authority of the customer. All technical specifications for standard products do also apply for customer specific products.

Cleaning agents that are used to clean application might damage or change the characteristics of the component, body or termination.

Direct mechanical impact to the product shall be prevented as the ferrite material of the core could flake or in the worst case it could break.

### Product specific:

Follow all instructions mentioned in the datasheet, especially:

- The soldering profile has to be complied with according to the technical reflow soldering specification, otherwise no warranty will be sustained.
- All products are supposed to be used before the end of the period of 12 months based on the transfer of title, if not a 100% solderability can't be warranted.
- Violation of the technical product specifications such as exceeding the nominal rated current will result in the loss of warranty.



|     |            |     |         |   |   |  |                  |   |      |
|-----|------------|-----|---------|---|---|--|------------------|---|------|
|     |            |     |         | Projection  |  |  | DESCRIPTION      | <b>WE-SCC SMD Common Mode Line Filter</b>   |      |
| 3.5 | 2013-01-23 | SSt | SBa     |   |   |  |                  |   |      |
| 3.4 | 2012-12-05 | SSt | SSt     |   |   |  |                  |   |      |
| 3.3 | 2012-10-24 | SSt | SBa     | Würth Elektronik eiSos GmbH & Co. KG<br>EMC & Inductive Solutions<br>Max-Eyth-Str. 1<br>74638 Waldenburg<br>Germany<br>Tel. +49 (0) 79 42 945 - 0<br>www.we-online.com<br>eiSos@we-online.com |   |  |                  |   |      |
| 3.2 | 2012-09-12 | SSt | SBa     |   |   |  |                  |   |      |
| 3.1 | 2012-07-17 | SSt | SSt     |   |   |  |                  |   |      |
| 3.0 | 2012-07-17 | SSt | SBa     |   |   |  |                  |   |      |
| 2.0 | 2011-02-28 | SBa |         |   |   |  |                  |   |      |
| REV | DATE       | BY  | CHECKED |   |   |  | Order.- No.      |  | SIZE |
|     |            |     |         |   |   |  | <b>744282102</b> |   | A4   |
|     |            |     |         |   |   |  | Size: 1260       |   |      |

This electronic component has been designed and developed for usage in general electronic equipment only. This product is not authorized for use in equipment where a higher safety standard and reliability standard is especially required or where a failure of the product is reasonably expected to cause severe personal injury or death, unless the parties have executed an agreement specifically governing such use. Moreover Würth Elektronik eiSos GmbH & Co KG products are neither designed nor intended for use in areas such as military, aerospace, aviation, nuclear control, submarine, transportation (automotive control, train control, ship control), transportation signal, disaster prevention, medical, public information network etc.. Würth Elektronik eiSos GmbH & Co KG must be informed about the intent of such usage before the design-in stage. In addition, sufficient reliability evaluation checks for safety must be performed on every electronic component which is used in electrical circuits that require high safety and reliability functions or performance.





Компания «ЭлектроПласт» предлагает заключение долгосрочных отношений при поставках импортных электронных компонентов на взаимовыгодных условиях!

Наши преимущества:

- Оперативные поставки широкого спектра электронных компонентов отечественного и импортного производства напрямую от производителей и с крупнейших мировых складов;
- Поставка более 17-ти миллионов наименований электронных компонентов;
- Поставка сложных, дефицитных, либо снятых с производства позиций;
- Оперативные сроки поставки под заказ (от 5 рабочих дней);
- Экспресс доставка в любую точку России;
- Техническая поддержка проекта, помощь в подборе аналогов, поставка прототипов;
- Система менеджмента качества сертифицирована по Международному стандарту ISO 9001;
- Лицензия ФСБ на осуществление работ с использованием сведений, составляющих государственную тайну;
- Поставка специализированных компонентов (Xilinx, Altera, Analog Devices, Intersil, Interpoint, Microsemi, Aeroflex, Peregrine, Syfer, Eurofarad, Texas Instrument, Miteq, Cobham, E2V, MA-COM, Hittite, Mini-Circuits, General Dynamics и др.);

Помимо этого, одним из направлений компании «ЭлектроПласт» является направление «Источники питания». Мы предлагаем Вам помощь Конструкторского отдела:

- Подбор оптимального решения, техническое обоснование при выборе компонента;
- Подбор аналогов;
- Консультации по применению компонента;
- Поставка образцов и прототипов;
- Техническая поддержка проекта;
- Защита от снятия компонента с производства.



#### Как с нами связаться

**Телефон:** 8 (812) 309 58 32 (многоканальный)

**Факс:** 8 (812) 320-02-42

**Электронная почта:** [org@eplast1.ru](mailto:org@eplast1.ru)

**Адрес:** 198099, г. Санкт-Петербург, ул. Калинина, дом 2, корпус 4, литера А.