

Honeywell



Product Range Guide

**Limit Switches
and Machine
Safety**

For innovation that's well apart, there's only Honeywell

With more than 50,000 products ranging from snap-action, limit, toggle, and pressure switches to position, speed, pressure, and airflow sensors, Honeywell has one of the broadest sensing and switching portfolios.

Honeywell sensor, switch, and control components are tailored to exact specifications for stronger performance, longer productivity, and increased safety. Enhanced accuracy and durability are built into every part, improving output and endurance. For our customers, this can reduce expenditures and operational costs. Our global footprint and channels help to competitively price such components for your chosen application and provide immediate technical support.

While Honeywell's switch and sensor solutions are suitable for a wide array of basic and complex applications, our custom-engineered solutions offer enhanced precision, repeatability, and ruggedness. We offer domain knowledge and technology resources, along with a close working relationship, to develop and deliver cost-effective, individually tailored solutions. Whether clean-slate development or simple modifications to an existing design are needed, our expertly engineered solutions help to meet the most stringent requirements with world-class product designs, technology integration, and customer-specific manufacturing.

Global service, sourcing, and manufacturing. Industry-leading engineers. Value-added assemblies and solutions. A one-stop, full-service, globally competitive supplier.



Table of Contents


Heavy-Duty Limit Switches	3
Global Limit Switches	4-5
Limit Switches	6-7
Hazardous Area Switches	8-11
Limitless™ Solutions	12-14
Relialign™ Door Interlock Switches	15
MICRO SWITCH Safety Switches	16-19

MICRO SWITCH Limit Switches | Heavy-Duty Limit Switches

Offer a rugged, die-cast body with multiple mounting and actuator options. Low- and high-temp construction and factory-sealed, pre-wired versions available. Potential applications include food and beverage, construction and agriculture equipment, material handling, rail, industrial valves, chemical and food processing, shipboard, caustic waste handling, and power generation.



HDLS Series	Standard	316L Stainless Steel	Fully Potted, Epoxy Sealed
Housing type	HDLS plug-in and non-plug-in	316L stainless steel non plug-in	sealed HDLS body
Sealing	IP65/66/67; NEMA 1, 3, 4, 4X, 6, 6P, 12, 13	IP65/66/67; NEMA 1, 3, 3R, 4, 4X, 6, 6P, 12, 13	IP65/66/67; NEMA 1, 3, 4, 6, 6P, 12, 13
Temperature range (standard)	-12 °C to 121 °C [10 °F to 250 °F]	-12 °C to 121 °C [10 °F to 250 °F]	-12 °C to 121 °C [10 °F to 250 °F]
Low temperature range (optional)	-40 °C to 121 °C [-40 °F to 250 °F]	-40 °C to 121 °C [-40 °F to 250 °F]	-40 °C to 121 °C [-40 °F to 250 °F]
Housing material	zinc die-cast w/ epoxy coating	stainless steel	zinc die-cast w/ epoxy coating
Actuators/levers	<ul style="list-style-type: none"> top pin plunger top pin plunger, adjustable top roller plunger top rotary side rotary side rotary (maintained) side pin plunger side pin plunger, adjustable side pin plunger, maintained side roller plunger wobble 	<ul style="list-style-type: none"> top pin plunger top roller plunger side rotary side rotary (maintained) side pin plunger side roller plunger 	<ul style="list-style-type: none"> top pin plunger top pin plunger, adjustable top roller plunger top rotary side rotary side rotary (maintained) side pin plunger side pin plunger, adjustable side pin plunger, maintained side roller plunger wobble
Termination	<ul style="list-style-type: none"> 0.5 in/0.75 in-14NPT conduit 20 mm conduit PG13.5 6-ft and 12-ft cable manifold 4, 5, and 9-pin mini-connector 4-pin micro-connector 	<ul style="list-style-type: none"> 0.5 in/0.75 in-14NPT conduit 12-ft cable 	<ul style="list-style-type: none"> cable (various lengths) 4, 5, and 9-pin mini-connector
Approvals	UL, CE, CSA, CCC, EN60947-1, EN60947-5-1	UL, CE, CSA, CCC, EN60947-1, EN60947-5-1	UL, CE, CSA, CCC, EN60947-1, EN60947-5-1
Circuitry (double break contacts)	<ul style="list-style-type: none"> 1NC 1NO SPDT, snap action 1NC direct acting, 2NC 2NO DPDT, snap action 2NC 2NO DPDT sequential, snap action 2NC 2NO DPDT center neutral, snap action 	<ul style="list-style-type: none"> 1NC 1NO SPDT, snap action 1NC direct acting, 2NC 2NO DPDT, snap action 2NC 2NO DPDT sequential, snap action 2NC 2NO DPDT center neutral, snap action 	<ul style="list-style-type: none"> 1NC 1NO SPDT, snap action 1NC direct acting, 2NC 2NO DPDT, snap action 2NC 2NO DPDT sequential, snap action 2NC 2NO DPDT center neutral, snap action
Contacts	silver, gold	silver, gold	silver, gold
Electrical rating	10 A (thermal) AC15, A600; DC13, R300	10 A (thermal) AC15, A600; DC13, R300	10 A (thermal) AC15, A600; DC13, R300
Measurements (H x W x D)	106,7 mm x 41,1 mm x 44,4 mm [4.20 in x 1.62 in x 1.75 in]	122,9 mm x 47,63 mm x 45,2 mm [4.84 in x 1.875 in x 1.78 in]	106,7 mm x 41,1 mm x 44,4 mm [4.20 in x 1.62 in x 1.75 in]
Features	wide variety of actuators, circuitry options, and connectivity; rugged and dependable, models in service for over 40 years	series 316L 300 stainless steel housing suitable for corrosive environment and wash down food and beverage applications	construction guards against fluid penetration into switch body; suitable for harsh-duty applications



MICRO SWITCH Limit Switches | General-Purpose Limit Switches

Meet IEC standards for world-wide acceptance – often used in injection molding, PLC interface, machine tooling, escalators, packaging, food and beverage, industrial, lifts and elevators, electronic assembly, construction and agriculture equipment, material handling, and rail.



Series	GLA	GLC
Housing type	EN 50041	EN 50047
Sealing	IP67; NEMA 1, 3, 4, 12, 13	IP66/IP67; NEMA 1, 4, 12, 13
Temperature range	-25 °C to 85 °C [-13 °F to 185 °F] side rotary: -40 °C to 85 °C [-40 °F to 185 °F]	-40 °C to 85 °C [-40 °F to 185 °F]
Housing material	zinc die-cast, epoxy coated	zinc die-cast, epoxy coated
Actuators/levers	side rotary, top pin plunger, top roller lever, top roller plunger, wobble	side rotary, top pin plunger, top roller lever, top roller plunger, wobble
Termination	conduit: 0.5 in - 14NPT, 20 mm, PG13.5	conduit: 0.5 in - 14NPT, 20 mm, PG13.5, Deutsch-style connector (4-pin)
Approvals	UL, CE, CSA, CCC, IEC 947-5-1, EN60947-5-1, UL508	UL, CE, CSA, CCC, IEC 947-5-1, EN60947-5-1, UL508
Circuitry (double break contacts)	<ul style="list-style-type: none"> • SPDT snap action • SPDT slow action, BBM/MBB • DPDT snap action • DPDT sequential • DPDT center neutral • 2NO or 2NC 	<ul style="list-style-type: none"> • SPDT snap action • SPDT slow action, BBM/MBB • 2NC slow action • 2NO slow action
Contacts	silver, gold	silver, gold
Electrical rating	10 A (thermal) AC15, A600; DC13, Q300	10 A (thermal) AC15, A300; DC13, Q300
Measurements (H x W x D)	103 mm x 42,0 mm x 42,0 mm [4.06 in x 1.65 in x 1.65 in]	85,6 mm x 30,5 mm x 31,1 mm [3.37 in x 1.20 in x 1.23 in]
Features	positive-opening NC contacts →	positive-opening NC contacts →





GLD	GLE	LS/LS-4
EN 50047	EN 50047 compatible	compact/non-plug-in, plug-in
IP66; NEMA 1, 4X (indoor), 12, 13	IP66; NEMA 1, 4, 12, 13	NEMA 1, 3, 4, 6, 13
-40 °C to 85 °C [-40 °F to 185 °F]	-40 °C to 85 °C [-40 °F to 185 °F]	-29 °C to 71 °C [-20 °F to 160 °F] -29 °C to 120 °C [-20 °F to 298 °F] (optional)
high-strength thermoplastic	zinc die-cast, epoxy coated	zinc die-cast/aluminum die cast epoxy coated
side rotary, top pin plunger, top roller plunger, wobble	side rotary, top pin plunger, top roller plunger, wobble	side rotary, side rotary (maintained), top pin plunger, top roller plunger, side roller plunger, side roller, wobble
conduit: 0.5 in - 14NPT, 20 mm, PG13.5, Deutsch-style connector (4-pin)	conduit: 0.5 in - 14NPT, 20 mm, PG13.5, Deutsch-style connector (4-pin)	conduit: 0.5 in - 14NPT, 20 mm, PG13.5
UL, CE, CSA, CCC, IEC 60947-5-1, EN60947-5-1, UL508, UL746-C	UL, CE, CSA, CCC, IEC 60947-5-1, EN60947-5-1, UL508	LS: UL, CSA (select listings) LS-4: CE (select listings)
<ul style="list-style-type: none"> • 1NC 1NO SPDT snap action • 1NC 1NO SPDT slow action, BBM/MBB • 2NC • 2NO 	<ul style="list-style-type: none"> • 1NC 1NO SPDT snap action • 1NC 1NO SPDT slow action, BBM/MBB • 2NC 2NO DPDT snap action • 2NC • 2NO 	SPDT double break, DPDT double break
silver, gold	silver, gold	silver
10 A (thermal) AC15, A300; DC13, Q300	10 A (thermal) AC15, A300; DC13, Q300	LS: 10 A (125, 250 or 480 Vac) LS-4: AC15, A300; DC13, P300
84,05 mm x 30,5 mm x 32,6 mm [3.31 in x 1.20 in x 1.28 in]	85,9 mm x 65 mm x 31,1 mm [3.38 in x 2.56 in x 1.23 in]	102,9 mm x 30,2 mm x 28,7 mm [4.05 in x 1.19 in x 1.13 in]
positive-opening NC contacts →	positive-opening NC contacts →	mode of operation is field adjustable; variety of operating characteristics; models in service for more than 60 years

MICRO SWITCH Limit Switches | Miniature Limit Switches

Miniature switches
- each with unique housing and operational characteristics. Designed for modern industrial OEMs, the miniature and compact package sizes fit in applications where space is limited. The mounting pattern meets most globally accepted mounting standards.



Series	NGC
Housing type	miniature, metal and plastic options
Sealing	NEMA 1, 4, 12, 13; IP67 per IEC 60529 suitable for outdoor applications
Temperature range	-25 °C to 75 °C [-13 °F to 167 °F]
Housing material	metal and plastic housing options
Actuators/levers	side rotary (standard & short), side rotary with adjustable length roller lever, reversed side rotary (standard & short), pin plunger (standard & long), roller plunger (standard & long), cross roller plunger (standard & long), pin plunger with boot seal, panel-mount pin plunger, panel-mount roller plunger, panel-mount cross roller plunger, panel-mount pin plunger with boot seal, top roller lever arm
Termination	<ul style="list-style-type: none"> • cable 0,75 mm² (18 AWG), • PUR cable 0,75 mm² (18 AWG), • special application cable, 4 & 5 x 0,75 mm² (18 AWG) non-halogen, • connector, 4-pin male, M12 thread, • connector, 5-pin male, M12 thread, • cable 0,50 mm² (20 AWG) • PUR cable, 0,50 mm² (20 AWG) • special application cable, 8 & 9 x 0,50 mm² (20 AWG) non-halogen
Approvals	UL (UL508), cUL, CE (IEC 60947-5-1), CCC (GB14048.5-2008)
Circuitry	SPDT, DPDT; snap action contacts (1NC/1NO, 2NC/2NO)
Contacts	snap action, positive break standard: silver alloy; gold: gold-plated
Electrical rating	various (refer to datasheet)
Measurements (H x W x D)	55,8 mm x 30 mm x 16,7 mm [2.2 in x 1.19 in x 0.66 in]
Features	can be configured more than 380,000 ways, carries global approvals, and are sealed to IP67 for potential use in indoor and outdoor applications





14CE/914CE

SZL-VL-S

SL1

miniature	miniature	side mount
IP65, IP66, IP67; IP68 NEMA 1, 3, 3R, 4, 6, 6P, 12 (boot seal), 13	IP67	IP67; NEMA 3, 4, 13
0 °C to 70 °C [35 °F to 158 °F] -40 °C [-40 °F] low temp (optional)	-20°C to 70°C [-4°F to 158°F] (with no icing)	-10 °C to 70 °C [14 °F to 158 °F]
zinc die-cast, epoxy coated	die-cast metal housing with glass-filled, flame-retardant thermoplastic cover; UL 94 flame spread testing: V-0 rated	zinc die-cast
side rotary, top pin plunger, top roller plunger, pushbutton, wobble, panel mount	side rotary (positive-opening contacts), top pin plunger, top roller plunger, wobble, wobble cat whisker	top pin plunger, top roller plunger, top cross roller plunger, top roller lever
cable, micro-connector	conduit entry or cable gland	cable gland (cable diameter 5,8 mm to 9,6 mm)
14CE: CE, IEC947-5-1, EN60947-5-1 914CE: UL, CE, CSA, IEC947-5-1, EN60947-5-1	CCC, CE, cULus	UL, CSA
SPDT	1NC 1NO SPDT	SPDT
silver, gold	silver alloy	silver, gold
5 A (thermal) AC14, D300; DC13, R300	AC-15 A300 (380 Vac/0.5 A) DC-13 Q300 (220 Vdc/0.05 A)	5 A
49 mm x 40 mm x 16 mm [1.93 in x 1.58 in x 0.63 in]	64 mm x 28,5 mm x 25,7 mm 2.52 in x 1.12 in x 1.01 in	59,8 mm x 44,2 mm x 18 mm [2.35 in x 1.74 in x 0.71 in]
rugged metal housing; miniature size; pre-leaded or various quick-connect terminations; low-temperature available	stainless steel levers with either steel and nylon rollers; variety of actuators; positive-opening contacts (side-rotary version only)	often ideal source for replacement parts for machine tools; rugged housing; snap-in terminal enclosures; standard and low temperature ranges

MICRO SWITCH Limit Switches | Compact Precision Limit Switches

Featuring a small-to-medium metal and plastic package sizes. Potential applications include material handling, printing, machine tools, agricultural equipment, cranes, packaging, earth moving, conveyors, surtran, textile, and printing.




Series	E6	V6
Housing type	side mount	flange mount
Sealing	E6/V6-RQ: IP40; NEMA 1 E6/V6-RN: IP66; NEMA 1, 3, 4	E6/V6-RQ: IP40; NEMA 1 E6/V6-RN: IP66; NEMA 1, 3, 4
Temperature range	-32 °C to 71 °C [-25 °F to 160 °F] -40 °C [-40 °F] low temp (optional)	-32 °C to 71 °C [-25 °F to 160 °F] -40 °C [-40 °F] low temp (optional)
Housing material	zinc die-cast, epoxy coated	zinc die-cast, epoxy coated
Actuators/levers	top pin plunger, maint. with reset plunger, wobble, top roller lever, top roller plunger, cross roller plunger, one-way roller lever	top pin plunger, maint. with reset plunger, wobble, top roller lever, top roller plunger, cross roller plunger, one-way roller lever
Termination	0.5 in - 14NPT (or NPSM) conduit, mini-connector, cable	0.5 in - 14NPT (or NPSM) conduit, mini-connector, cable
Approvals	UL, CSA, CE	UL, CSA, CE
Circuitry	SPDT, DPDT	SPDT, DPDT
Contacts	silver, gold	silver, gold
Electrical rating	10 A, 15 A, 22 A @ 125, 250, or 480 Vac EN 60947-5-1; IEC 60947-5-1; AC15, B300	10 A, 15 A, 22 A @ 125, 250, or 480 Vac EN 60947-5-1; IEC 60947-5-1; AC15, B300
Measurements (H x W x D)	63,5 mm x 25,4 mm x 77,2 mm [2.50 in x 1.00 in x 3.04 in]	63,5 mm x 25,4 mm x 77,2 mm [2.50 in x 1.00 in x 3.04 in]
Features	rugged electrostatic, epoxy-coated housing; booted versions sealed to IP66; unsealed actuators sealed to IP40; side or flange mount; low temperature options; models in service for more than 60 years	rugged electrostatic, epoxy-coated housing; booted versions sealed to IP66; unsealed actuators sealed to IP40; side or flange mount; low temperature options; models in service for more than 60 years



E7	V7
side mount,	flange mount
E7/V7-RQ: IP50 E7/V7-RN or RQN: IP65	E7/V7-RQ: IP50 E7/V7-RN or RQN: IP65
-30 °C to 70 °C [22 °F to 158 °F]	-30 °C to 70 °C [22 °F to 158 °F]
aluminum die-cast, epoxy coated	aluminum die-cast, epoxy coated
top pin plunger, top roller plunger, top roller lever, one-way roller lever, wobble, cross-roller plunger	top pin plunger, top roller plunger, top roller lever, one-way roller lever, wobble, cross-roller plunger
20 mm, PG13.5 single or double conduit	20 mm, PG13.5 single or double conduit
CE	CE
SPDT, DPDT	SPDT, DPDT
silver	silver
SPDT: AC15, A300; DC13, Q300 DPDT: AC15, B300; DC13, R300	SPDT: AC15, A300; DC13, Q300 DPDT: AC15, B300; DC13, R300
single conduit: 45,3 mm x 76,4 mm x 25,4 mm [1.79 in x 3.01 in x 1.00 in] double conduit: 45,2 mm x 84,6 mm x 25,4 mm [1.78 in x 3.33 in x 1.00 in]	single conduit: 45,3 mm x 76,4 mm x 25,4 mm [1.79 in x 3.01 in x 1.00 in] double conduit: 45,2 mm x 84,6 mm x 25,4 mm [1.78 in x 3.33 in x 1.00 in]
compact, general-purpose limit switch for medium-duty indoor or outdoor applications	compact, general-purpose limit switch for medium-duty indoor or outdoor applications

MICRO SWITCH Hazardous Area Switches | Hazardous Area Switches

Designed to extinguish the flame path in a potentially explosive environment, MICRO SWITCH hazardous area switches are weatherproof, water-tight, and dust-tight. These highly reliable, rugged switches are often used in control valves, petrochemical, conveyors, grain elevators, and material handling.



Series	BX	BX2
Approvals	BX (1/2 NPT or 3/4 NPT): UL, CSA, ATEX, IEC Ex, NEPSI (China) BX (20 mm): ATEX, IEC Ex, NEPSI (China), EAC (Russia), IN METRO (Brasil)	BX2 (1/2 NPT, 3/4 NPT, 20 mm): UL, cUL, ATEX, IEC Ex, NEPSI (China), EAC (Russia), IN METRO (Brasil)
Designations	NEMA 7, Div. 1 & 2, Class I, Groups B, C, & D NEMA 9, Div. 1 & 2, Class II, Groups E, F, & G II 2 G Ex d IIC T6 Gb II 2 D Ex tb IIIC T85°C Db	NEMA 7, Div. 1 & 2, Class I, Groups B, C, & D NEMA 9, Div. 1 & 2, Class II, Groups E, F, & G II 2 G Ex d IIC T6 Gb II 2 D Ex tb IIIC T85°C Db
Sealing	P67; NEMA 1, 3, 4, 6, 13	IP67; NEMA 1, 3, 4, 6, 13
Housing material	aluminum, epoxy coated	stainless steel
Actuators/levers	side rotary, side rotary (maintained), side pin plunger, side pin plunger - adjustable, side roller plunger, top rotary, top pin plunger, top pin plunger - adjustable, top roller plunger, wobble	side rotary, side rotary (maintained), side pin plunger, side roller plunger, top pin plunger, top roller plunger
Termination	0.5 in - 14NPT conduit, 0.75 in - 14NPT conduit, 20 mm conduit	conduit: 0.5 in - 14NPT, 0.75 in - 14NPT, 20 mm
Circuitry (double break contacts)	<ul style="list-style-type: none"> • 1NC 1NO SPDT snap action • 2NC 2NO DPDT snap action • 2NC 2NO DPDT snap action, center neutral • 2NC 2NO DPDT snap action, sequential 	<ul style="list-style-type: none"> • 1NC 1NO SPDT snap action • 2NC 2NO DPDT snap action • 2NC 2NO DPDT snap action, center neutral • 2NC 2NO DPDT snap action, sequential
Operating temperature	-40 °C to 70 °C [-40 °F to 158 °F]	-40 °C to 70 °C [-40 °F to 158 °F]
Electrical rating	10 A (thermal) AC15, A600; DC13, R300	10 A (thermal) AC15, A600; DC13, R300
Measurements (H x W x D)	146,1 mm x 76,2 mm x 72,9 mm] [5.75 in x 3.00 in x 2.87 in]	146,1 mm x 76,2 mm x 72,9 mm] [5.75 in x 3.00 in x 2.87 in]
Features	diverse conduit selection; compatible with LSX; tracking interchangeability with MICRO SWITCH HDLS; variety of heads and non-sparking actuators; 10 A thermal electrical rating; silver or gold contacts; ATEX-required external ground screw; global agency approvals	corrosion-resistant stainless steel housing; diverse conduit selection; tracking interchangeability with MICRO SWITCH LSX and BX series products; variety of heads and non-sparking actuators; 10 A thermal electrical rating; silver or gold contacts; ATEX-required external ground screw; global agency approvals



LSX

GSX

CLSX

UL, CSA

cULus, ATEX, IEC Ex, IN METRO (Brasil)

UL, CSA

NEMA 7, Div. 1 & 2, Class I, Groups B, C, & D
NEMA 9, Div. 1 & 2, Class II, Groups E, F, & G

NEMA 7, Div. 1 & 2, Class I, Groups B, C, & D
NEMA 9, Div. 1 & 2, Class II, Groups E, F, & G
II 2 G; Ex d IIC T6
II 2 D; Ex d tD A21 T85°C

NEMA 7, Div. 1 & 2, Class I, Groups B, C, & D
NEMA 9, Div. 1 & 2, Class II, Groups E, F, & G

IP67; NEMA 1, 3, 4, 6, 13

IP67; NEMA 1, 4, 12, 13

NEMA 1, 3, 4, 13

aluminum, epoxy coated

aluminum, epoxy coated

aluminum, epoxy coated

side rotary, side rotary (maintained), side pin plunger, side pin plunger - adjustable, side roller plunger, top rotary, top pin plunger, top pin plunger - adjustable, top roller plunger, wobble

side rotary, top pin plunger, top roller plunger, top roller lever

cable/rope pull, maintained

0.5 in - 14NPT conduit, 0.75 in - 14NPT conduit

conduit: 0.5 in - 14NPT, 20 mm, PG13,5

conduit: 0.5 in - 14NPT, 0.75 in - 14NPT

- 1NC 1NO SPDT snap action
- 2NC 2NO DPDT snap action
- 2NC 2NO DPDT snap action, center neutral
- 2NC 2NO DPDT snap action, sequential

- 1NC 1NO snap action
- 2NC 2NO snap action
- 2NC slow action
- 2NO slow action
- 1NC 1NO BBM slow action
- 1NC 1NO MBB slow action
- 2NC 1NO BBM slow action
- 2NC 2NO BBM slow action
- 3NC 1NO BBM slow action
- 4NC slow action

- 1NC
- 1NC 1NO
- 2NC

-12 °C to 121 °C [10 °F to 250 °F]
-40 °C to 121 °C [-40 °F to 250 °F] (optional)

-40 °C to 70 °C
[-40 °F to 158 °F]

-1 °C to 70 °C
[-30 °F to 158 °F]

10 A (thermal)
AC15, A600; DC13, R300

10 A (thermal)
AC15, A300/A600; DC13, Q300

10 A (thermal)
AC15, A300/A600; DC13, Q300

146,1 mm x 76,2 mm x 72,9 mm
[5.75 in x 3.00 in x 2.87 in]

154,2 mm x 76,2 mm x 72 mm
[6.07 in x 3.00 in x 2.84 in]

158,24 mm x 76,2 mm x 73,2 mm
[6.23 in x 3.00 in x 2.88 in]

10 A thermal electrical rating; variety of actuators and circuitry options; silver or gold contacts; field adjustable to meet various application needs


snap-action or slow-action contacts with positive break of NC contacts; simple installation; positive action push plunger; global agency approvals; silver or gold contacts

positive-opening operating of NC contacts; cable length may be 200 ft in straight line; internal grounding screw



MICRO SWITCH Hazardous Area Switches | Hazardous Area Switches

Designed to extinguish the flame path in a potentially explosive environment, MICRO SWITCH hazardous area switches are weatherproof, water-tight, and dust-tight. These highly reliable, rugged switches are often used in control valves, petrochemical, conveyors, grain elevators, and material handling.



Series	EX	CX
Approvals	UL, CSA, ATEX (CE), IEC Ex	UL, CSA, ATEX (CE), IN METRO, IEC Ex (consult factory for applicable listings)
Designations	NEMA 7, Div. 1 & 2, Class I, Groups B, C, & D (select catalog listings) NEMA 9, Div. 1 & 2, Class II, Groups E, F, & G II 2 G; EEx d IIB + H2 T6	NEMA 7, Div. 1 & 2, Class I, Groups B, C, & D (select catalog listings) NEMA 9, Div. 1 & 2, Class II, Groups E, F, & G II 2 G; Ex d IIC T6 II 2 D; Ex d tD A21 T85°C
Sealing	NEMA 1	IP66; NEMA 1, 3, 4, 4X, 6, 6P, 13
Housing material	aluminum, epoxy coated	aluminum (epoxy coated), bronze
Actuators/levers	side rotary, top pin plunger, top roller plunger, manual	side rotary, pin plunger
Termination	0.5 in - 14NPT conduit, lead wires	0.75 in - 14 NPT conduit, 25 mm conduit
Circuitry	1NC 1NO SPDT snap action; 1NC 1NO SPDT maintained; 2NC 2NO DPDT snap action	max. of 6NC/6NO 4 mA to 20 mA; analog output
Operating temperature (standard)	-40 °C to 71 °C [-40 °F to 160 °F] -40 °C to 204 °C [-40 °F to 400 °F] optional EXHT catalog listing	-25 °C to 85 °C [-13 °F to 185 °F] -40 °C to 85 °C [-40 °F to 185 °F] (optional)
Electrical rating	1 A, 10 A, 15 A, 20 A	1 A, 10 A, 15 A, 20 A
Measurements (H x W x D)	65,0 mm x 93,0 mm x 51,3 mm [2.56 in x 3.66 in x 2.02 in]	short cover: 101,6 mm x 101,6 mm x 104 mm [4.00 in x 4.00 in x 4.09 in] standard cover: 101,6 mm x 101,6 mm x 145,0 mm [4.00 in x 4.00 in x 5.71 in]
Features	smallest metal housing intended for indoor applications; ample wiring space; mounts from any of four sides; used in temperature range of -40 °C to 71 °C [-40 °F to 160 °F]; global agency approvals	operate point field adjustable; low temp seals; available models for on/off position switching or continuous analog output sensing; single or double pole, double-throw available; global agency approvals





VPX	GXA	GXE	14CE100
cULus, ATEX, IEC Ex, CE	ATEX (CE)	ATEX (CE), IEC Ex EN 50041 mounting compatible	ATEX (CE)
snap-action switches: II 2 G, II 2 D (ATEX Rating) Ex db IIC T6 Gb (Gas) Ex tb IIIC T85°C Db (Dust) Ta -40 °C to +50 °C (Switch Code 4A or 4B) Ta -40 °C to +60 °C (Switch Code 2A or 2B)	proximity switches: II 1 G, II 1 D (ATEX Rating) Ex ia IIC T4 Ga (Gas) Ex ia IIIC T135°C Da (Dust) Ta -40 °C to 80 °C	II 2 G; EEx d IIC T6 II 2 D; Ex tD A21 T85°C	II 2 G; Ex d IIC T6 II 2 D; Ex tD A21 T85°C
IP66 per IEC 60079-0; IP67 per IEC 60529 (self-certified by Honeywell) NEMA 4, 4X, 6, and 13 per UL 50E	IP66	IP66	IP65 IP66 (select catalog listings)
aluminum with protective paint finish	zinc, epoxy coated	zinc, epoxy coated	zinc, epoxy coated
indicator shafts: NAMUR, 1/4 in flats, Knurl	side rotary, top pin plunger, top roller plunger	side rotary, top pin plunger, top roller plunger	top pin plunger, top roller plunger, cross-roller plunger
conduit: 1/2-14 NPT, 3/4-14 NPT, M20 x 1.5, M25 x 1.5	5 m of harmonised Cenelec cable (three conductor)	5 m of harmonised Cenelec cable (three conductor)	harmonised Cenelec cable (various lengths)
-	1NC 1NO SPDT snap action	1NC 1NO SPDT snap action	1NC 1NO SPDT snap action
4 EM switches: -40 °C to 50 °C [-40 °F to 122 °F] 2 EM switches: -40 °C to 60 °C [-40 °F to 140 °F] Proximity switches: -40 °C to 80 °C [-40 °F to 176 °F]	-20 °C to 75 °C [-4 °F to 167 °F]	-20 °C to 75 °C [-4 °F to 167 °F]	0 °C to 70 °C [32 °F to 158 °F]
snap-action switches: UL: 15 A 150 Vac 10 A 250 Vac 0.5 A 250 Vdc CE: 16 A 250 Vac 0.5 A 250 Vdc	proximity switches: switch element function: NAMUR, NC Nominal voltage: 8.2 V Current cons. (On) ≤ 1 mA Current cons. (Off) ≥ 3 mA	AC15, 4 A, 250 V; DC13, 0.15 A, 250 V	AC15, 4 A, 250 V; DC13, 0.15 A, 250 V AC14, D300; DC13, R300
152,3 mm H x 140 mm W x 140 mm D [6.0 in H x 5.5 in W x 5.5 in D] ref.	103 mm x 42,0 mm x 42,0 mm [4.06 in x 1.65 in x 1.65 in]	85,9 mm x 65 mm x 30,0 mm [3.38 in x 2.56 in x 1,18 in]	49,0 mm x 40,0 mm x 16,0 mm [1.93 in x 1.57 in x 0.63 in]
valve position indicator; certified flame-proof, explosion-proof and intrinsically safe (optional); VPX with proximity switches carry an Intrinsically Safe (IS) rating; well suited for up to 500,000 actuation cycles; available in multiple indicator colors that is visible from all directions	EN 50041 mounting compatible; double-insulated switch element; snap-action basic switch; A-P and European approvals	EN 50047 mounting compatible; double-insulated switch element; snap-action basic switch; A-P and European approvals	pre-wired versions; gang-mounting capability; cable length variations; simple two screw mounting; A-P and European approvals

Limitless™ Solutions | Wireless Limit Switches

New alternative enables designers to work without limitations of traditional tethered devices. Enables presence, absence, or position in applications where wired products are not feasible due to functionality and/or cost. Applications include door position, construction/ag machines, conveyors, cranes, grain diverters, lifts, material handling, presses, and valves.



Series	WLS	WGLA
Housing type	EN 50041 and back-mounting	EN 50041
Housing material	powder-coated phosphate epoxy finish, zinc die-cast	powder-coated, zinc die-cast
Radio	WPAN 802.15.4; 2.4 GHz	WPAN 802.15.4; 2.4 GHz
Signal range	1000 ft [305 m] in US/Canada	1000 ft [305 m] in US/Canada
Sealing	IP67/IP68; NEMA 1, 3, 4, 6, 6P, 12, 13	IP67; NEMA 1, 4, 12, 13
Actuators/operating heads	over 15 side rotary actuators; pin/roller plunger, side/top rotary (with more than 15 levers), cat whisker, wobble stick, side shaft eyelet pull, maintained/momentary side plunger, and cable pull operating heads	side rotary, top pin plunger, top roller plunger, top roller lever
Antenna types	direct or remote mounts, omni-directional	direct or remote mounts, omni-directional
Sensing target	-	-
Electrical connection	-	-
Electromechanical switch	-	-
Operating characteristics	-	-
Measurements (H x W x D) (without antenna)	106,68 mm x 41,15 mm x 44,45 mm [4.20 in x 1.62 in x 1.75 in]	102,85 mm x 42 mm x 42 mm [4.05 in x 1.65 in x 1.65 in]
Features	operating head rotary tested in excess of 50 million cycles; diaphragm seal between head and body cavity; twin shaft seals protect head and internal components from corrosion and debris; reliable, flexible, and secure wireless transmission; FCC 15, IC, ACMA, & ETSI	reliable, flexible, and secure wireless transmission; EN 50041 die-cast metal enclosure; FCC 15, IC, ACMA, & ETSI; EMI immunity; full complement of operating heads and levers; direct or remote mount antenna options






WBX Hazardous Location Switch	WLS Non-Contact Switch	WLS Single-Switch Adapter	WOI
II 1 GD, Ex ia IIC T4 Ga, Ex ia IIIC T135°C Da	EN 50041 and back-mounting	EN 50041 mounting comp. & back-mtg	screw mount
powder-coated phosphate epoxy finish, zinc die-cast	zinc head and body are phosphate treated and epoxy finished; 30% glass-filled PBT plastic head	zinc body is phosphate treated and epoxy filled; 30 % glass-filled PBT plastic head	powder-coated aluminum
WPAN 802.15.4; 2.4 GHz	WPAN 802.15.4; 2.4 GHz	WPAN 802.15.4; 2.4 GHz	WPAN 802.15.4; 2.4 GHz
1000 ft [305 m] in US/Canada	1000 ft [305 m] in US/Canada	1000 ft [305 m] in US/Canada	1000 ft [305 m] in US/Canada
NEMA 1, 3, 4, 13; IP67 (self-certified)	IP67; NEMA 1, 4, 12, 13	IP67; NEMA 1, 4, 12, 13	IP65
side rotary, top plunger, wobble stick; many side rotary lever options	-	-	pushbutton operators: 22 mm round flush momentary, 29 mm mushroom head momentary, 40 mm mushroom head maintained (push-pull); no operator option available for use with user supplied 22 mm operator and contact blocks
direct or remote mounts, omni-directional	direct or remote mounts, omni-directional	direct or remote mounts, omni-directional	direct or remote mounts, omni-directional
-	top and side of head	-	-
-	-	4-pin M12 micro-connector with three-pole, single keyway female receptacle cable grip with internal screw connector (maximum cable length 3 m [9.84 ft])	-
-	-	SPDT (Form C) switch with low-energy contacts (i.e., gold) capable of reliably controlling a 3.6 Vdc @ 30 mA electrical load to ensure proper operation	-
-	operating point: 3,81 mm [0.15 in] min.; release point: 15,24 mm [0.60 in] max. with use of WMG1 magnet	-	-
267,45 mm x 52,1 mm x 73,18 mm [10.54 in x 2.05 in x 2.88 in]	122,43 mm x 41,15 mm x 44,45 mm [4.82 in x 1.62 in x 1.75 in]	137,16 mm x 41,15 mm x 44,45 mm [5.40 in x 1.62 in x 1.75 in]	130 mm x 85 mm x 66 mm [5.1 in x 3.4 in x 2.6 in]
Provides an independent layer of protection for equipment, by giving an immediate indication that a remote mechanical device is not positioned or moving correctly	non-contact presence/absence detection of a variety of different magnet styles and magnetic actuators; reliable, flexible, and secure wireless transmission; EN 50041 die-cast metal enclosure; FCC 15, IC, ACMA, & ETSI; EMI immunity	converts almost any electromechanical switch with low-energy contacts (i.e., gold) into a wireless switch; reliable, flexible, and secure wireless transmission; EN 50041 die-cast metal enclosure; FCC 15, IC, ACMA, & ETSI; EMI immunity	enables operator indication (i.e. push button) from remote locations where wiring is too costly or not possible; flexibility for users to choose and install their desired operator type; i.e. 22 mm rotary switch, 22 mm key switch, etc.; ability to reconfigure and network multiple WOI inputs

Limitless™ Solutions | Wireless Monitors and Receivers

Provide a visual, audio, and output based on a signal received from a Limitless™ input. Wireless technology eliminates the need for communications cabling or power line installation, saving both time and money.

Applications include positioners, manual process valves, eye bath stations, emergency showers, tank level, steam traps, louvers, mining conveyor, and grain diverters.



Series	WPMM	WDRR	WMPR
Housing type	snap-in panel or screw mount design	din-rail or screw mount design	35 mm din-rail bracket or through-hole mounting plate design, 3,5 mm [#8] machine screws
Housing material	LCP, VECTRA E130i	flame retardant ABS (acrylonitrile butadiene styrene)	flame retardant ABS (acrylonitrile butadiene styrene)
Radio	-	WPAN 802.15.4; 2.4 GHz	WPAN 802.15.4, 2.4 GHz
Signal range	1000 ft [305 m] in US/Canada	1000 ft [305 m] in US/Canada	1000 ft [305 m] in US/Canada
Sealing	IP67	IP20	IP20
Outputs	NPN normally open current sinking; PNP normally open current sourcing; solid state relay	Selectable: NPN-type current sinking open collector or NPN-type "totem pole"; PNP-type current sourcing open collector or PNP-type "totem pole"	EtherNet/IP™ (ODVA - EtherNet/IP Conformance Tested™)
Antenna types	direct or remote mounts, omni-directional	direct or remote mounts, omni-directional	direct or remote mounts, omni-directional
Supply voltage	10 Vdc to 30 Vdc with reverse polarity protection	10 Vdc to 28 Vdc with reverse polarity protection	10 Vdc to 30 Vdc
Supply current	750 mA	500 mA max.	500 mA max.
Measurements (H x W x D) (without antenna)	31,75 mm x 53,84 mm x 74,30 mm [1.250 in x 2.120 in x 2.925 in]	88,9 mm x 152,4 mm x 45,8 mm [3.5 in x 6 in x 1.8 in]	81,3 mm H x 160 mm W x 43,2 mm D [3.2 in H x 6.3 in W x 1.7 in D]
Temperature range	-40 °C to 85 °C [-40 °F to 185 °F]	-20 °C to 70 °C [-4 °F to 158 °F]	-20 °C to 70 °C [-4 °F to 158 °F]
Features	reliable, flexible, and secure wireless transmission; can potentially monitor up to 16 Limitless™ switches; field pairing function allows for rapid configuration (adding or subtracting switches); WPAN 802.15.4 2.4 GHz point-to-point; FCC 15, IC, ACMA, & ETSI; EMI immunity; direct or remote mount antenna options	selectable npn or pnp output; configurable normally open or normally closed output for up to 14 Limitless™ inputs; WPAN 802.15.4 2.4 GHz point-to-point; FCC 15, IC, ACMA, & ETSI; EMI immunity; LEDs indicate change of status, low battery, RF signal loss, pairing function, and diagnostic functions; eliminates issues with wire connection integrity on moving equipment	LCD's function buttons on the front panel allow the user to easily navigate through the menu to obtain status of the switch actuation state, sensor value, battery condition, RF signal loss, node pairing, node update rate, fault indications, etc.; Output is ODVA certified - EtherNet/IP Conformance Tested™; Indication for up to 14 Limitless™ digital or analog nodes

Specialty Limit Switches | Relialign™ Door Interlock Switches


Designed specifically for residential and commercial swing-door applications, including swing-door elevators, platform lifts, dumbwaiters, and lifts for the mobility impaired. Holds the door in place and prevents it from being opened when not desired. Design contributes to increase safety, reduce nuisance stoppages and call-backs, and simplified wiring and installation.





Door Interlock	Relialign™ RDI Series	Relialign™ CDI Series
Description	door interlock for residential swing-style doors, elevators, and vertical lifts. available with metal housing	door interlock for commercial swing-style doors, elevators, and vertical lifts. available with metal housing
Use	In the USA: residential swing door applications, specifically dumbwaiters, lifts for the mobility impaired, and swing-door elevators In Canada: residential swing door applications, specifically elevators and dumbwaiters	In the USA: swing door applications, specifically dumbwaiters, material lifts, lifts for the mobility impaired and private residence swing-door elevators In Canada: swing door applications, specifically dumbwaiters, material lifts, and residential elevators
Housing	metal (white and architectural bronze)	metal (white)
Approvals	compliant to ASME A17.1 and UL 104	compliant to ASME A17.1, ASME A18.1, cULus, and CAN/CSA B44
Voltage	24 Vdc; 24 Vac	24 Vac/Vdc, ±5 %
Connection	terminal strip or cat 5 available	terminal strip or cat 5 available
Measurements (H x W x D)	247,65 mm x 51,44 mm x 49,23 mm [9.75 in x 2.025 in x 1.938 in]	247,65 mm x 51,44 mm x 49,23 mm [9.75 in x 2.025 in x 1.938 in]
Features	two separate mechanisms to indicate door closure; metal key; internal solenoid control; no open or exposed contacts; configurable product platform	long life of 1 million operations minimum; exceeds commercial pull force standard of 675 pound pull force by 2X




Machine Safety | MICRO SWITCH Safety Switches

From factory floor to assembly line, from packaging machinery to robot cells, Honeywell delivers reliability and safety in compact, cost-effective safety switches. Enhanced performance, extended productivity, and full-line flexibility. Most models are SIL 3 capable.



Series	CPS/2CPS	GSX
Attributes	single/dual head cable pull designed to provide emergency stop protection; often used for exposed conveyor and assembly lines	switch characteristics to EN50041, heavy-duty metal body, explosion-proof safety switch designed for hazardous area applications
Potential applications	conveyor applications, perimeter guard	gates, doors, access panels, cages
Housing	zinc, epoxy coated	aluminum, epoxy coated
Approvals	UL, CSA, CE, SIL 3 capable	cULus, ATEX, IEC Ex, IN METRO (Brasil) SIL 3 capable
Sealing	IP67; NEMA 1, 4, 12, 13	IP67; NEMA 1, 4, 6, 12, 13
Contacts	silver, gold	silver, gold
Circuitry (double break contacts, except FF and FFS)	<ul style="list-style-type: none"> • 1NC 1NO • 2NC 2NO • 3NC 1NO • 4NC 	<ul style="list-style-type: none"> • 1NC 1NO snap action • 1NC 1NO slow action BBM • 1NC 1NO slow action MBB • 2NC slow action • 2NC 2NO snap action • 4NC slow action • 2NC 1NO slow action BBM • 2NC 2NO slow action BBM • 3NC 1NO slow action BBM
Differentiator	rugged, sealed, large wiring cavity; indicators; wide temperature tolerance; longest span available (up to 500 feet/152 m on dual head 2CPS)	hazardous location and positive-break safety switch with cULus, ATEX, IEC Ex, IN METRO approvals
Measurements (less levers) H x W x D	1CPS: 178,2 mm x 99,1 mm x 65,3 mm [6.8 in x 3.9 in x 2.57 in] 2CPS: 152,4 mm x 165,1 mm x 84,1 mm [6.0 in x 6.5 in x 3.31 in]	154,2 mm x 76,2 mm x 72 mm [6.07 in x 3.00 in x 2.84 in]
Temperature	-40 °C to 85 °C [-40 °F to 185 °F]	-40 °C to 70 °C [-40 °F to 158 °F]
Electrical rating	10 A (thermal); AC15, A300; DC13, Q300	
Features	optional hardware packs; heavy-duty terminals: gold contacts; positive opening of NC contacts (up to 4 contacts); LED status lights; positive opening NC contacts 	extensive switching and actuating options; designed so even welded contacts will open and machine will stop in emergency with positive opening NC contacts (direct mechanical linkage) 





GSS	GSS Hinge	24CE/924CE	FF and FFS
EN50047 (metal or plastic), EN50041 (metal), designed to global standards	EN50047 mounting compatible, metal or plastic housing for access door safety hinge applications	miniature, compact die-cast zinc housing construction with a wide variety of actuators, IEC945-5-1, EN60947-5-1	non-contact safety switches either magnetically operated or by electronically coded magnets providing high degree of tamper-resistant, reliable operation
medium/large doors and apertures	medium/large doors	small doors and apertures	small doors and apertures
glass-filled polyester, zinc epoxy coated	glass-filled polyester, zinc epoxy coated	zinc, epoxy coated	ABS resin-filled, stainless steel
UL, CSA, CE, SIL 3 capable	UL, CSA, CE, SIL 3 capable	24CE: CE; 924CE: UL, CE, SIL 3 capable	UL, CE
metal: IP66; NEMA 1, 4, 12, 13 plastic: IP66/IP67; NEMA 1, 4 (indoor), 12, 13	metal: IP66; NEMA 1, 4, 12, 13 plastic: IP66; NEMA 1, 4 (indoor), 12, 13	IP66	IP67, NEMA 4
silver, gold	silver, gold	silver	-
EN50041 <ul style="list-style-type: none"> • 1NC 1NO snap action • 1NC 1NO slow action BBM • 1NC 1NO slow action MBB • 2NC slow action • 2NC 2NO snap action • 4NC slow action • 2NC 1NO slow action BBM • 2NC 2NO slow action BBM • 3NC 1NO slow action BBM EN50047 <ul style="list-style-type: none"> • 1NC 1NO snap action • 1NC 1NO slow action BBM • 1NC 1NO slow action MBB • 2NC slow action 	<ul style="list-style-type: none"> • 1NC 1NO snap action • 2NC slow action • 4 NC slow action • 2NC 2 NO slow action BBM • 3NC 1NO slow action BBM 	<ul style="list-style-type: none"> • 1NC slow action, • 1NC 1NO slow action BBM • 1NC 1NO slow action MBB 	1 or 2 safety contacts. Select catalog listings offer an auxiliary contact
highly visible red housing; snap action and slow action basic switches	highly visible red housing; actuator head may be rotated in 90° increments	smallest safety switch offering from Honeywell; tough and rugged switch, designed to operate in harsh operating environments	large actuation window from almost any angle (ranges ~6 mm to 20 mm); sealed, compact and rugged design
83,0 mm x 30,5 mm x 30,0 mm [3.27 in x 1.20 in x 1.18 in]	83,0 mm x 30,5 mm x 30,0 mm [3.27 in x 1.20 in x 1.18 in]	49,0 mm x 40,0 mm x 16,0 mm [1.93 in x 1.57 in x 0.63 in]	87 mm x 24 mm x 19 mm [3.43 in x 0.95 in x 0.75 in]
-25 °C to 85 °C [-13 °F to 185 °F] -40 °C to 85 °C [-40 °F to 185 °F] (side rotary operating heads)	-25 °C to 85 °C [-13 °F to 185 °F]	0 °C to 70 °C [32 °F to 158 °F] -40 °C to 70 °C [-40 °F to 158 °F] (optional)	-10 °C to 55 °C [14 °F to 131 °F]
multiple contact options (up to 4 NC); full range of actuator heads and levers; reliable low energy switching; tested to 15 million operations; positive opening NC contacts	low profile design; available with 3 actuator styles (left, center, right); multiple contact options; reliable low energy switching; positive opening NC contacts	simple two screw mounting; available pre-wired with choice of cable lengths or connector fitted; side and bottom cable entry; positive opening NC contacts	guard status indication; small, easy to mount; either pre-wired or connector fitted; allows for door misalignment with door closed sensing
			


Machine Safety | MICRO SWITCH Safety Switches

Designed to help pass any test with the most impressive safety switch portfolio and solutions for application-specific needs. Widest range of sizing, sealing alternatives, enclosure materials, actuator styles, and contact options available.



Series	GKR/L	GK
Attributes	heavy-duty metal body solenoid trapped key interlock switch designed not to release until hazard has been removed; for large doors/cages	heavy duty metal body keyed interlock switch designed for large doors and cages
Potential applications	large, heavy door, cage and gate machine apps	large, heavy door cage and gate applications
Housing	zinc, epoxy coated	zinc, epoxy coated
Approvals	UL, CSA, CE, SIL 3 capable	UL, CSA, CE, SIL 3 capable
Sealing	IP68; NEMA 1, 4, 6P, 12, 13	IP67; NEMA 1, 4, 12, 13
Contacts	silver, gold	silver, gold
Circuitry (double break contacts)	<ul style="list-style-type: none"> • 1NC 1NO slow action BBM • 2NC 1NO slow action BBM • 2NC 2NO slow action BBM • 3NC 1NO slow action BBM • 2NC slow action • 4NC slow action • 2NC 2NO snap action 	<ul style="list-style-type: none"> • 1NC 1NO snap action • 2NC 2NO snap action • 1NC 1NO slow action BBM • 1NC 1NO slow action MBB • 2NC 1NO slow action BBM • 2NC 2NO slow action BBM • 3NC 1NO slow action BBM • 2NC slow action • 4NC slow action
Differentiator	rugged design withstands vibration, harsh environments; provides long-term durability	unique friction feature for key retention; rugged design withstands vibration, harsh environments, and provides long-term durability (tested 15 million cycles)
Measurements (less levers) H x W x D	160,0 mm x 110,0 mm x 48,8 mm [6.3 in x 4.33 in x 1.92 in]	121,6 mm x 42 mm x 42,6 mm [1.79 in x 1.652 in x 1.68 in]
Temperature	-25 °C to 40 °C [-13 °F to 104 °F]	-25 °C to 85 °C [-13 °F to 185 °F]
Electrical rating	AC15, A300; DC13, Q300	AC15, A300/A600; DC13, Q300
Features	solenoid power-to-lock or power-to-unlock; key retain force 1000 N max; multiple key and lockout devices; dual LED indicator; available with key entry (4 face orientations); up to 4 contacts; manual override; positive opening NC contacts 	top or side entry lockout device options available; LED indicator; up to four contacts; positive opening NC contacts 





GKE

GKM

GKN

compact housing size, standard IEC 20 mm mounting

most compact key-operated safety product available; fully sealed construction

common footprint safety switch for multiple applicability; multiple contacts, multiple key and wiring entry points

small doors and apertures

small doors and apertures

small/medium doors and apertures

glass-filled polyester

glass-filled polyester

glass-filled polyester

cULus, CE, S-mark, SIL 3 capable

UL, CSA, CE, SIL 3 capable

cULus, CE, CCC, S-mark, SIL 3 capable

IP66/IP67; NEMA 1, 4X (indoor), 12, 13

IP67; NEMA 1, 12, 13

IP67; NEMA 1, 4X (indoor use only), 12, 13

silver

silver, gold

silver

- 1NC 1NO snap action
- 1NC 1NO slow action BBM
- 2NC slow action

- 1NC 1NO BBM
- 2NC

- 2NC 1NO slow action BBM
- 3NC slow action

small MIN-DIN footprint; simple wiring and mounting; double insulated

can be used for doors as small as 160 mm [6.3 in] with small closed radius; available cabled or with integrated M1.2 connectors for plug-and-play install

one switch stocking for multiple contact, key entry, and wiring application combinations; large wiring cavity

95,7 mm x 30,5 mm x 32,9 mm
[3.77 in x 1.20 in x 1.30 in]

69,4 mm x 34,0 mm x 16,0 mm
[2.73 in x 1.34 in x 0.63 in]

90,0 mm x 64,0 mm x 30,0 mm
[3.55 in x 2.52 in x 1.18 in]

-25 °C to 85 °C [-13 °F to 185 °F]

-25 °C to 85 °C [-13 °F to 185 °F]

-25 °C to 70 °C [-13 °F to 158 °F]

AC15, A300/A600; DC13, Q300

AC15, A300; DC13, Q300

AC15, A600; DC13, Q300

medium duty switch covers most common 1NC/1NO and 2NC applications key entry from top and front

double insulated, no ground wiring required; wiring entrance options from bottom, side, or both (dual entry GKME for daisy chain capability); variety of keys available for top or front entry options; positive opening NC contact

multi-use, multi-option; up to 3 contacts for additional monitoring; 4 key head entries; knock-out points for wiring entry; double insulated body; rigid and flexible key options available



Warranty/Remedy

Honeywell warrants goods of its manufacture as being free of defective materials and faulty workmanship. Honeywell's standard product warranty applies unless agreed to otherwise by Honeywell in writing; please refer to your order acknowledgement or consult your local sales office for specific warranty details. If warranted goods are returned to Honeywell during the period of coverage, Honeywell will repair or replace, at its option, without charge those items that Honeywell, in its sole discretion, finds defective. **The foregoing is buyer's sole remedy and is in lieu of all other warranties, expressed or implied, including those of merchantability and fitness for a particular purpose. In no event shall Honeywell be liable for consequential, special, or indirect damages.**

While Honeywell may provide application assistance personally, through our literature and the Honeywell web site, it is customer's sole responsibility to determine the suitability of the product in the application.

Specifications may change without notice. The information we supply is believed to be accurate and reliable as of this writing. However, Honeywell assumes no responsibility for its use.

Find out more

To learn more about Honeywell's sensing and switch products, call **+1-815-235-6847**, email inquiries to **info.sc@honeywell.com**, or visit **sensing.honeywell.com**

Honeywell Sensing and Internet of Things

9680 Old Bailes Road
Fort Mill, SC 29707
honeywell.com

001033-17-EN IL50 GLO
May 2017
© 2017 Honeywell International Inc. All rights reserved.

The Honeywell logo is displayed in a bold, red, sans-serif font.



Компания «ЭлектроПласт» предлагает заключение долгосрочных отношений при поставках импортных электронных компонентов на взаимовыгодных условиях!

Наши преимущества:

- Оперативные поставки широкого спектра электронных компонентов отечественного и импортного производства напрямую от производителей и с крупнейших мировых складов;
- Поставка более 17-ти миллионов наименований электронных компонентов;
- Поставка сложных, дефицитных, либо снятых с производства позиций;
- Оперативные сроки поставки под заказ (от 5 рабочих дней);
- Экспресс доставка в любую точку России;
- Техническая поддержка проекта, помощь в подборе аналогов, поставка прототипов;
- Система менеджмента качества сертифицирована по Международному стандарту ISO 9001;
- Лицензия ФСБ на осуществление работ с использованием сведений, составляющих государственную тайну;
- Поставка специализированных компонентов (Xilinx, Altera, Analog Devices, Intersil, Interpoint, Microsemi, Aeroflex, Peregrine, Syfer, Eurofarad, Texas Instrument, Miteq, Cobham, E2V, MA-COM, Hittite, Mini-Circuits, General Dynamics и др.);

Помимо этого, одним из направлений компании «ЭлектроПласт» является направление «Источники питания». Мы предлагаем Вам помощь Конструкторского отдела:

- Подбор оптимального решения, техническое обоснование при выборе компонента;
- Подбор аналогов;
- Консультации по применению компонента;
- Поставка образцов и прототипов;
- Техническая поддержка проекта;
- Защита от снятия компонента с производства.



Как с нами связаться

Телефон: 8 (812) 309 58 32 (многоканальный)

Факс: 8 (812) 320-02-42

Электронная почта: org@eplast1.ru

Адрес: 198099, г. Санкт-Петербург, ул. Калинина, дом 2, корпус 4, литера А.