

Small Signal Product

**SMD Zener Diode**

FEATURES

- Wide zener voltage range selection : 2.4V to 39V
- Designed for mounting on small surface
- Extremely thin / leadless package
- Packing code with suffix "G" means green compound (halogen-free)



1005



MECHANICAL DATA

- Case: 1005
- Terminal: Gold plated, solderable per MIL-STD-750, method 2026
- Polarity : Indicated by cathode band
- Weight : 0.006 g (approximately)

| MAXIMUM RATINGS AND ELECTRICAL CHARACTERISTICS (T <sub>A</sub> =25°C unless otherwise noted) |                                   |             |      |
|--|-----------------------------------|-------------|------|
| PARAMETER  | SYMBOL                            | VALUE       | UNIT |
| Power Dissipation  | P <sub>D</sub>                    | 200         | mW   |
| Forward Voltage @ I <sub>F</sub> = 10mA  | V <sub>F</sub>                    | 0.9         | V    |
| Forward Current, Surge Peak<br>8.3 ms Single Half Sine-Wave Superimposed on Rate Load        | I <sub>FSM</sub>                  | 2           | A    |
| Junction and Storage Temperature Range   | T <sub>J</sub> , T <sub>STG</sub> | -55 to +125 | °C   |

**Small Signal Product**

 ELECTRICAL CHARACTERISTICS (  $T_A = 25^{\circ}\text{C}$  unless otherwise noted )

| Device     | Device Marking Code | Zener Voltage |       |            | Operating Resistance |            | Rising Operating Resistance |            | Reverse Current         |           |
|------------|---------------------|---------------|-------|------------|----------------------|------------|-----------------------------|------------|-------------------------|-----------|
|            |                     | $V_Z$ (Volt)  |       |            | $Z_{ZT}$ (Ohm)       |            | $Z_{ZK}$ (Ohm)              |            | $I_R$ ( $\mu\text{A}$ ) |           |
|            |                     | Min           | Max   | $I_Z$ (mA) | Max                  | $I_Z$ (mA) | Max                         | $I_Z$ (mA) | Max                     | $V_R$ (V) |
| TSZL52C2V4 | Z2                  | 2.28          | 2.52  | 5          | 85                   | 5          | 600                         | 1          | 100                     | 1.0       |
| TSZL52C2V7 | Z3                  | 2.57          | 2.84  | 5          | 83                   | 5          | 500                         | 1          | 75                      | 1.0       |
| TSZL52C3V0 | Z4                  | 2.85          | 3.15  | 5          | 95                   | 5          | 500                         | 1          | 50                      | 1.0       |
| TSZL52C3V3 | Z5                  | 3.14          | 3.47  | 5          | 95                   | 5          | 500                         | 1          | 25                      | 1.0       |
| TSZL52C3V6 | Z6                  | 3.42          | 3.78  | 5          | 95                   | 5          | 500                         | 1          | 15                      | 1.0       |
| TSZL52C3V9 | Z7                  | 3.71          | 4.10  | 5          | 95                   | 5          | 500                         | 1          | 10                      | 1.0       |
| TSZL52C4V3 | Z8                  | 4.09          | 4.52  | 5          | 95                   | 5          | 500                         | 1          | 5.0                     | 1.0       |
| TSZL52C4V7 | Z9                  | 4.47          | 4.94  | 5          | 78                   | 5          | 500                         | 1          | 5.0                     | 2.0       |
| TSZL52C5V1 | ZA                  | 4.85          | 5.36  | 5          | 60                   | 5          | 480                         | 1          | 0.1                     | 0.8       |
| TSZL52C5V6 | ZB                  | 5.32          | 5.88  | 5          | 40                   | 5          | 400                         | 1          | 0.1                     | 1.0       |
| TSZL52C6V2 | ZC                  | 5.89          | 6.51  | 5          | 10                   | 5          | 200                         | 1          | 0.1                     | 2.0       |
| TSZL52C6V8 | ZE                  | 6.46          | 7.14  | 5          | 8                    | 5          | 150                         | 1          | 0.1                     | 3.0       |
| TSZL52C7V5 | ZF                  | 7.13          | 7.88  | 5          | 7                    | 5          | 50                          | 1          | 0.1                     | 5.0       |
| TSZL52C8V2 | ZG                  | 7.79          | 8.61  | 5          | 7                    | 5          | 50                          | 1          | 0.1                     | 6.0       |
| TSZL52C9V1 | ZH                  | 8.65          | 9.56  | 5          | 10                   | 5          | 50                          | 1          | 0.1                     | 7.0       |
| TSZL52C10  | ZJ                  | 9.50          | 10.50 | 5          | 15                   | 5          | 70                          | 1          | 0.1                     | 7.5       |
| TSZL52C11  | ZK                  | 10.45         | 11.55 | 5          | 20                   | 5          | 70                          | 1          | 0.1                     | 8.5       |
| TSZL52C12  | ZM                  | 11.40         | 12.60 | 5          | 20                   | 5          | 90                          | 1          | 0.1                     | 9.0       |
| TSZL52C13  | ZN                  | 12.35         | 13.65 | 5          | 25                   | 5          | 110                         | 1          | 0.1                     | 10        |
| TSZL52C15  | ZP                  | 14.25         | 15.75 | 5          | 30                   | 5          | 110                         | 1          | 0.1                     | 11        |
| TSZL52C16  | ZQ                  | 15.20         | 16.80 | 5          | 40                   | 5          | 170                         | 1          | 0.1                     | 12        |
| TSZL52C18  | ZR                  | 17.10         | 18.90 | 5          | 50                   | 5          | 170                         | 1          | 0.1                     | 14        |
| TSZL52C20  | ZS                  | 19.00         | 21.00 | 5          | 50                   | 5          | 220                         | 1          | 0.1                     | 15        |
| TSZL52C22  | ZT                  | 20.90         | 23.10 | 5          | 55                   | 5          | 220                         | 1          | 0.1                     | 17        |
| TSZL52C24  | ZU                  | 22.80         | 25.20 | 5          | 80                   | 5          | 220                         | 1          | 0.1                     | 18        |
| TSZL52C27  | ZV                  | 25.65         | 28.35 | 5          | 80                   | 5          | 250                         | 1          | 0.1                     | 20        |
| TSZL52C30  | ZW                  | 28.50         | 31.50 | 5          | 80                   | 5          | 250                         | 1          | 0.1                     | 23        |
| TSZL52C33  | ZX                  | 31.35         | 34.65 | 5          | 80                   | 5          | 250                         | 1          | 0.1                     | 25        |
| TSZL52C36  | ZY                  | 34.20         | 37.80 | 5          | 90                   | 5          | 250                         | 1          | 0.1                     | 27        |
| TSZL52C39  | ZZ                  | 37.05         | 40.95 | 5          | 90                   | 5          | 300                         | 1          | 0.1                     | 29        |

Small Signal Product

RATINGS AND CHARACTERISTICS CURVES

(TA=25°C unless otherwise noted)

Fig. 1 Temperature Coefficients



Fig. 2 Temperature Coefficient

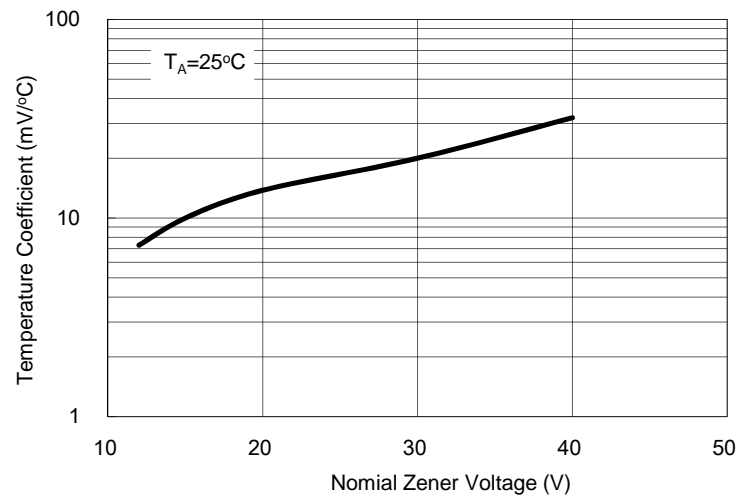


Fig. 3 Effect of Zener Voltage on Zener Impedance

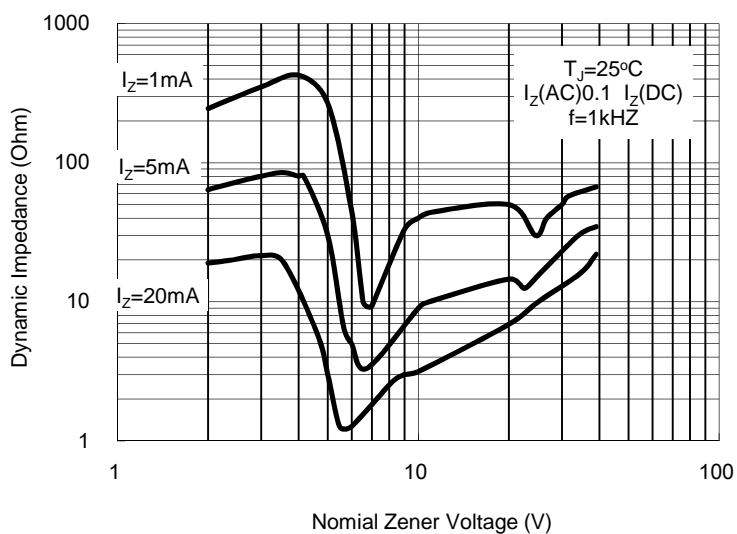


Fig. 4 Typical Forward Voltage

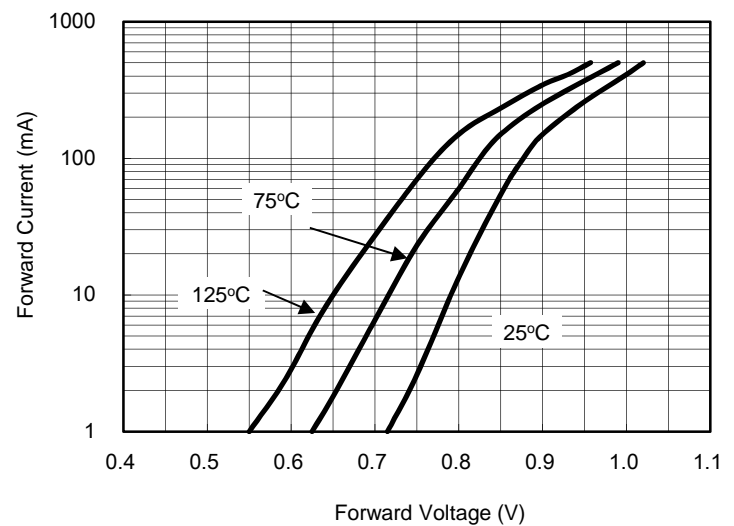


Fig. 5 Typical Leakage Current



Fig. 6 Typical Capacitance



Small Signal Product

Fig. 7 Zener Voltage VS. Zener Current

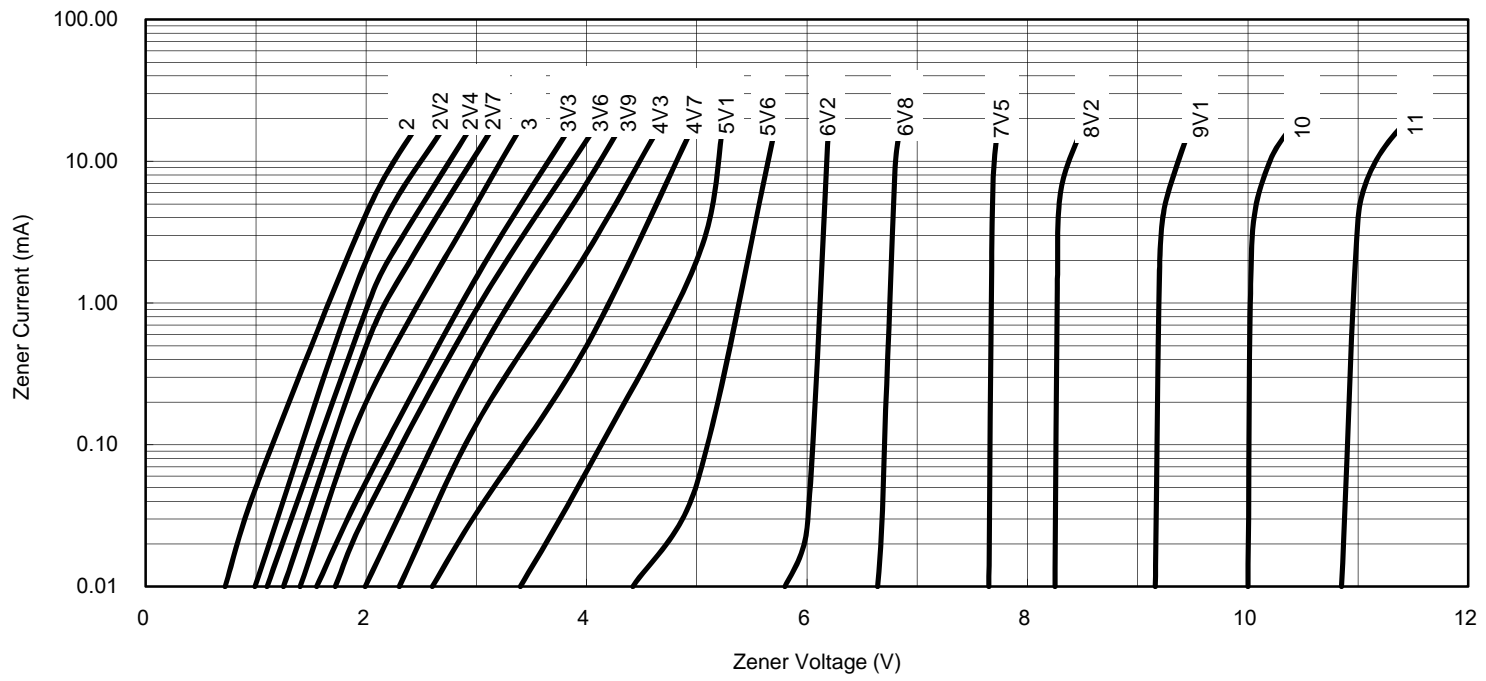


Fig. 8 Zener Voltage vs. Zener Current

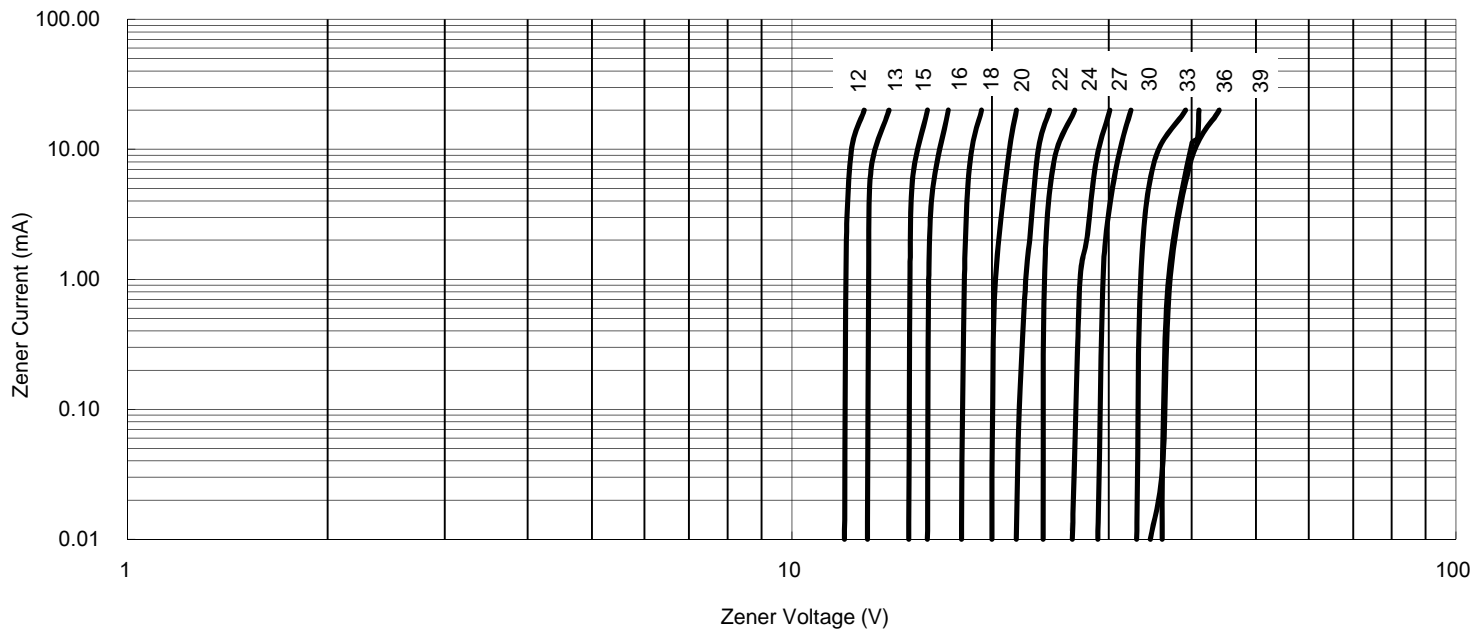
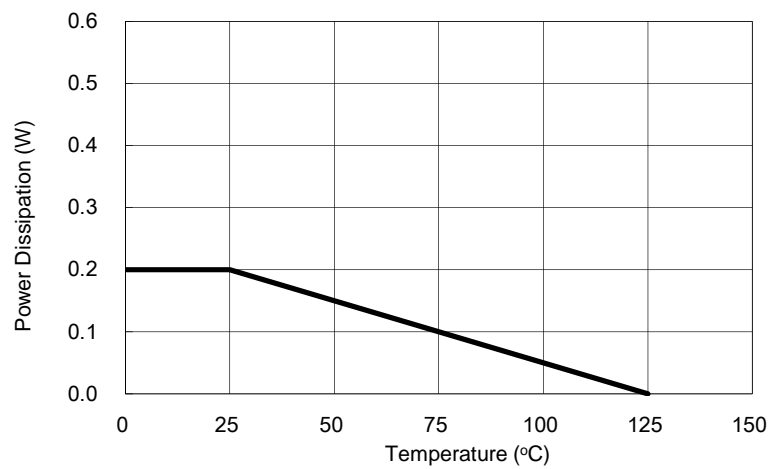


Fig. 9 Steady State Power Derating



**Small Signal Product**

| ORDERING INFORMATION |                          |              |                     |         |              |
|----------------------|--------------------------|--------------|---------------------|---------|--------------|
| PART NO.             | PART NO. SUFFIX (Note 2) | PACKING CODE | PACKING CODE SUFFIX | PACKAGE | PACKING      |
| TSZL52Cxxx (Note1)   | -xx                      | RW           | G                   | 1005    | 4K / 7" Reel |

Note 1: "xxx" defines voltage from 2.4V (TSZL52C2V4) to 39V (TSZL52C39)

Note 2: Part No. Suffix „-xx “ would be used for special requirement

| EXAMPLE          |           |                 |              |                     |   |
|------------------|-----------|-----------------|--------------|---------------------|---|
| PREFERRED P/N    | PART NO.  | PART NO. SUFFIX | PACKING CODE | PACKING CODE SUFFIX | DESCRIPTION                                   |
| TSZL52C39 RWG    | TSZL52C39 |                 | RW           | G                   | Multiple manufacture source<br>Green compound |
| TSZL52C39-F0 RWG | TSZL52C39 | -F0             | RW           | G                   | Define manufacture source<br>Green compound   |

**PACKAGE OUTLINE DIMENSION**
**1005**


| DIM. | Unit (mm) |     |     | Unit (inch) |       |       |
|------|-----------|-----|-----|-------------|-------|-------|
|      | Min       | Typ | Max | Min         | Typ   | Max   |
| L    | 2.4       | -   | 2.6 | 0.094       | -     | 0.102 |
| W    | 1.1       | -   | 1.3 | 0.043       | -     | 0.051 |
| T    | 0.7       | -   | 0.9 | 0.028       | -     | 0.035 |
| C    | -         | 0.5 | -   | -           | 0.020 | -     |
| D    | -         | 1.0 | -   | -           | 0.039 | -     |

### Notice

Specifications of the products displayed herein are subject to change without notice. TSC or anyone on its behalf, assumes no responsibility or liability for any errors or inaccuracies.

Information contained herein is intended to provide a product description only. No license, express or implied, to any intellectual property rights is granted by this document. Except as provided in TSC's terms and conditions of sale for such products, TSC assumes no liability whatsoever, and disclaims any express or implied warranty, relating to sale and/or use of TSC products including liability or warranties relating to fitness for a particular purpose, merchantability, or infringement of any patent, copyright, or other intellectual property right.

The products shown herein are not designed for use in medical, life-saving, or life-sustaining applications. Customers using or selling these products for use in such applications do so at their own risk and agree to fully indemnify TSC for any damages resulting from such improper use or sale.



Компания «ЭлектроПласт» предлагает заключение долгосрочных отношений при поставках импортных электронных компонентов на взаимовыгодных условиях!

Наши преимущества:

- Оперативные поставки широкого спектра электронных компонентов отечественного и импортного производства напрямую от производителей и с крупнейших мировых складов;
- Поставка более 17-ти миллионов наименований электронных компонентов;
- Поставка сложных, дефицитных, либо снятых с производства позиций;
- Оперативные сроки поставки под заказ (от 5 рабочих дней);
- Экспресс доставка в любую точку России;
- Техническая поддержка проекта, помощь в подборе аналогов, поставка прототипов;
- Система менеджмента качества сертифицирована по Международному стандарту ISO 9001;
- Лицензия ФСБ на осуществление работ с использованием сведений, составляющих государственную тайну;
- Поставка специализированных компонентов (Xilinx, Altera, Analog Devices, Intersil, Interpoint, Microsemi, Aeroflex, Peregrine, Syfer, Eurofarad, Texas Instrument, Miteq, Cobham, E2V, MA-COM, Hittite, Mini-Circuits, General Dynamics и др.);

Помимо этого, одним из направлений компании «ЭлектроПласт» является направление «Источники питания». Мы предлагаем Вам помощь Конструкторского отдела:

- Подбор оптимального решения, техническое обоснование при выборе компонента;
- Подбор аналогов;
- Консультации по применению компонента;
- Поставка образцов и прототипов;
- Техническая поддержка проекта;
- Защита от снятия компонента с производства.



#### Как с нами связаться

**Телефон:** 8 (812) 309 58 32 (многоканальный)

**Факс:** 8 (812) 320-02-42

**Электронная почта:** [org@eplast1.ru](mailto:org@eplast1.ru)

**Адрес:** 198099, г. Санкт-Петербург, ул. Калинина, дом 2, корпус 4, литера А.