

# Type SLP 105 °C Snap-In Aluminum Electrolytic

## Best Value 105 °C Snap-In Type



Type SLP is the best value package snap-in series for 105 °C, 3000 h operation. This series is the most cost-effective choice for DC filtering and power supply applications where high temperature, long life and high ripple capability are needed.

### Highlights

- 3000 h ripple load life at rated voltage
- 105 °C rated
- Small case size with high capacitance
- Best for switching power supplies
- 22 mm to 35 mm diameter, 10 mm lead spacing
- Best value snap-in type
- High ripple current

### Specifications

| Temperature Range               | -40 °C to +105 °C ≤ 100 Vdc<br>-25 °C to +105 °C ≥ 160 Vdc   |               |        |             |        |      |      |      |      |         |       |        |       |             |              |      |      |      |      |               |      |      |      |      |
|---------------------------------|--|---------------|--------|-------------|--------|------|------|------|------|---------|-------|--------|-------|-------------|--------------|------|------|------|------|---------------|------|------|------|------|
| Rated Voltage Range             | 10 Vdc to 450 Vdc  |               |        |             |        |      |      |      |      |         |       |        |       |             |              |      |      |      |      |               |      |      |      |      |
| Capacitance Range               | 47 μF to 56,000 μF   |               |        |             |        |      |      |      |      |         |       |        |       |             |              |      |      |      |      |               |      |      |      |      |
| Capacitance Tolerance           | ±20%   |               |        |             |        |      |      |      |      |         |       |        |       |             |              |      |      |      |      |               |      |      |      |      |
| Leakage Current                 | ≤ 3 √CV μA at 5 minutes  |               |        |             |        |      |      |      |      |         |       |        |       |             |              |      |      |      |      |               |      |      |      |      |
| Ripple Current Multipliers      | <p>Ambient Temperature</p> <table border="1"> <thead> <tr> <th>20 °C - 45 °C</th> <th>65 °C</th> <th>85 °C</th> <th>105 °C</th> </tr> </thead> <tbody> <tr> <td>2.00</td> <td>1.89</td> <td>1.52</td> <td>1.00</td> </tr> </tbody> </table> <p>Frequency</p> <table border="1"> <thead> <tr> <th>Voltage</th> <th>60 Hz</th> <th>120 Hz</th> <th>1 kHz</th> <th>10 kHz &amp; Up</th> </tr> </thead> <tbody> <tr> <td>10 - 100 Vdc</td> <td>0.90</td> <td>1.00</td> <td>1.15</td> <td>1.25</td> </tr> <tr> <td>160 - 450 Vdc</td> <td>0.80</td> <td>1.00</td> <td>1.25</td> <td>1.47</td> </tr> </tbody> </table> <p>To apply multipliers, see ratings tables for ripple current values</p> | 20 °C - 45 °C | 65 °C  | 85 °C       | 105 °C | 2.00 | 1.89 | 1.52 | 1.00 | Voltage | 60 Hz | 120 Hz | 1 kHz | 10 kHz & Up | 10 - 100 Vdc | 0.90 | 1.00 | 1.15 | 1.25 | 160 - 450 Vdc | 0.80 | 1.00 | 1.25 | 1.47 |
| 20 °C - 45 °C                   | 65 °C  | 85 °C         | 105 °C |             |        |      |      |      |      |         |       |        |       |             |              |      |      |      |      |               |      |      |      |      |
| 2.00                            | 1.89   | 1.52          | 1.00   |             |        |      |      |      |      |         |       |        |       |             |              |      |      |      |      |               |      |      |      |      |
| Voltage                         | 60 Hz  | 120 Hz        | 1 kHz  | 10 kHz & Up |        |      |      |      |      |         |       |        |       |             |              |      |      |      |      |               |      |      |      |      |
| 10 - 100 Vdc                    | 0.90   | 1.00          | 1.15   | 1.25        |        |      |      |      |      |         |       |        |       |             |              |      |      |      |      |               |      |      |      |      |
| 160 - 450 Vdc                   | 0.80   | 1.00          | 1.25   | 1.47        |        |      |      |      |      |         |       |        |       |             |              |      |      |      |      |               |      |      |      |      |
| Low Temperature Characteristics | Impedance ratio: $Z_{-20°C} / Z_{+25°C}$<br>≤ 10 (10 Vdc)<br>≤ 8 (16-50 Vdc)<br>≤ 4 (63-100 Vdc)<br>≤ 3 (150-450 Vdc)  |               |        |             |        |      |      |      |      |         |       |        |       |             |              |      |      |      |      |               |      |      |      |      |
| Endurance Life                  | 3,000 h @ full load @105 °C<br>Δ Capacitance ±20%<br>ESR ≤200% of limit<br>DCL 100 % of limit  |               |        |             |        |      |      |      |      |         |       |        |       |             |              |      |      |      |      |               |      |      |      |      |
| Shelf Life                      | 1,000 h @ 105 °C<br>Δ Capacitance ±20%<br>ESR ≤150% of limit<br>DCL 100 % of limit   |               |        |             |        |      |      |      |      |         |       |        |       |             |              |      |      |      |      |               |      |      |      |      |
| Vibration                       | 10 Hz to 55 Hz , 0.06" and 10g max<br>2 h for each plane   |               |        |             |        |      |      |      |      |         |       |        |       |             |              |      |      |      |      |               |      |      |      |      |
| <b>RoHS Compliant</b>           |  |               |        |             |        |      |      |      |      |         |       |        |       |             |              |      |      |      |      |               |      |      |      |      |

# Type SLP 105 °C Snap-In Aluminum Electrolytic

## Best Value 105 °C Snap-In Type

### Part Numbering System

|                  |  |                     |                               |                      |                    |                             |  |
|------------------|--|---------------------|-------------------------------|----------------------|--------------------|-----------------------------|--|
| SLP<br> <br>Type | 562<br> <br>Cap                                  | M<br> <br>Tolerance | 025<br> <br>Voltage           | A3<br> <br>Case Code | P<br> <br>Polarity | 3<br> <br>Insulating Sleeve | A<br> <br>Pin Style  |
| SLP              | 821 = 820 µF<br>332 = 3300 µF<br>103 = 10,000 µF | M = ±20%            | 025 = 25 Vdc<br>250 = 250 Vdc |                      | P = Polarized      | 3 = PVC                     | Blank = 2 pins snap-in 6.3 mm L<br>A = 2 pins snap-in 4.0 mm L |

| Diameter |        | Length |        |        |        |        |        |
|----------|--------|--------|--------|--------|--------|--------|--------|
|          |        | 25     | 30     | 35     | 40     | 45     | 50     |
| mm       | (in)   | (1.00) | (1.18) | (1.38) | (1.57) | (1.77) | (2.00) |
| 22       | (0.87) | A1     | A3     | A5     | A7     | A4     | A9     |
| 25       | (1.00) | C1     | C3     | C5     | C7     | C4     | C9     |
| 30       | (1.18) | E1     | E3     | E5     | E7     | E4     | E9     |
| 35       | (1.38) | H1     | H3     | H5     | H7     | H4     | H9     |

### Outline Drawing



### Ratings

| Cap (µF)                     | 3000 h @ 105 °C Catalog Part Number | Max 25 °C ESR (Ω) |       | Max 105 °C Ripple (A <sub>rms</sub> ) |       | Nominal Size (DxL) (mm) |
|------------------------------|-------------------------------------|-------------------|-------|---------------------------------------|-------|-------------------------|
|                              |                                     | 120 Hz            | 20kHz | 120 Hz                                | 20kHz |                         |
| <b>10 Vdc (13 Vdc Surge)</b> |                                     |                   |       |                                       |       |                         |
| 10000                        | SLP103M010A1P3                      | 0.073             | 0.055 | 1.80                                  | 2.25  | 22 x 25                 |
| 12000                        | SLP123M010A3P3                      | 0.061             | 0.046 | 2.20                                  | 2.75  | 22 x 30                 |
| 12000                        | SLP123M010C1P3                      | 0.061             | 0.046 | 2.20                                  | 2.75  | 25 x 25                 |
| 15000                        | SLP153M010A5P3                      | 0.049             | 0.037 | 2.30                                  | 2.88  | 22 x 35                 |
| 15000                        | SLP153M010C1P3                      | 0.049             | 0.037 | 2.30                                  | 2.88  | 25 x 25                 |
| 18000                        | SLP183M010A7P3                      | 0.041             | 0.031 | 2.52                                  | 3.15  | 22 x 40                 |
| 18000                        | SLP183M010C3P3                      | 0.041             | 0.031 | 2.40                                  | 3.00  | 25 x 30                 |
| 22000                        | SLP223M010A4P3                      | 0.033             | 0.025 | 2.60                                  | 3.25  | 22 x 45                 |
| 22000                        | SLP223M010C5P3                      | 0.033             | 0.025 | 2.60                                  | 3.25  | 25 x 35                 |
| 27000                        | SLP273M010A9P3                      | 0.027             | 0.020 | 3.19                                  | 3.99  | 22 x 50                 |
| 27000                        | SLP273M010C7P3                      | 0.027             | 0.020 | 3.10                                  | 3.88  | 25 x 40                 |
| 33000                        | SLP333M010C4P3                      | 0.022             | 0.017 | 3.40                                  | 4.25  | 25 x 45                 |
| 33000                        | SLP333M010H3P3                      | 0.022             | 0.017 | 3.40                                  | 4.25  | 35 x 30                 |
| 39000                        | SLP393M010E7P3                      | 0.019             | 0.014 | 3.79                                  | 4.74  | 30 x 40                 |
| 39000                        | SLP393M010H3P3                      | 0.019             | 0.014 | 3.70                                  | 4.63  | 35 x 30                 |
| 47000                        | SLP473M010E4P3                      | 0.016             | 0.012 | 4.26                                  | 5.33  | 30 x 45                 |
| 47000                        | SLP473M010H5P3                      | 0.016             | 0.012 | 4.20                                  | 5.25  | 35 x 35                 |
| 56000                        | SLP563M010H7P3                      | 0.013             | 0.010 | 5.00                                  | 6.25  | 35 x 40                 |
| <b>16 Vdc (20 Vdc Surge)</b> |                                     |                   |       |                                       |       |                         |
| 6800                         | SLP682M016A1P3                      | 0.098             | 0.074 | 2.20                                  | 2.75  | 22 x 25                 |
| 8200                         | SLP822M016A3P3                      | 0.081             | 0.061 | 2.40                                  | 3.00  | 22 x 30                 |
| 10000                        | SLP103M016A3P3                      | 0.066             | 0.050 | 2.60                                  | 3.25  | 22 x 30                 |

### Additional Voltages and Sizes available at [www.cde.com/catalogs/SLP.pdf](http://www.cde.com/catalogs/SLP.pdf)

| Cap (µF)                     | 3000 h @ 105 °C Catalog Part Number | Max 25 °C ESR (Ω) |       | Max 105 °C Ripple (A <sub>rms</sub> ) |       | Nominal Size (DxL) (mm) |
|------------------------------|-------------------------------------|-------------------|-------|---------------------------------------|-------|-------------------------|
|                              |                                     | 120 Hz            | 20kHz | 120 Hz                                | 20kHz |                         |
| <b>16 Vdc (20 Vdc Surge)</b> |                                     |                   |       |                                       |       |                         |
| 10000                        | SLP103M016C1P3                      | 0.066             | 0.050 | 2.60                                  | 3.25  | 25 x 25                 |
| 12000                        | SLP123M016A5P3                      | 0.055             | 0.041 | 2.90                                  | 3.63  | 22 x 35                 |
| 12000                        | SLP123M016C3P3                      | 0.055             | 0.041 | 2.90                                  | 3.63  | 25 x 30                 |
| 15000                        | SLP153M016A7P3                      | 0.044             | 0.033 | 3.20                                  | 4.00  | 22 x 40                 |
| 15000                        | SLP153M016C5P3                      | 0.044             | 0.033 | 3.25                                  | 4.06  | 25 x 35                 |
| 15000                        | SLP153M016E1P3                      | 0.044             | 0.033 | 3.11                                  | 3.89  | 30 x 25                 |
| 18000                        | SLP183M016A4P3                      | 0.037             | 0.028 | 3.50                                  | 4.38  | 22 x 45                 |
| 18000                        | SLP183M016C7P3                      | 0.037             | 0.028 | 3.50                                  | 4.38  | 25 x 40                 |
| 18000                        | SLP183M016E3P3                      | 0.037             | 0.028 | 3.50                                  | 4.38  | 30 x 30                 |
| 22000                        | SLP223M016C4P3                      | 0.030             | 0.023 | 3.80                                  | 4.75  | 25 x 45                 |
| 22000                        | SLP223M016E3P3                      | 0.030             | 0.023 | 3.80                                  | 4.75  | 30 x 30                 |
| 22000                        | SLP223M016H3P3                      | 0.030             | 0.023 | 3.80                                  | 4.75  | 35 x 30                 |
| 27000                        | SLP273M016C9P3                      | 0.025             | 0.019 | 4.20                                  | 5.25  | 25 x 50                 |
| 27000                        | SLP273M016E5P3                      | 0.025             | 0.019 | 4.20                                  | 5.25  | 30 x 35                 |
| 27000                        | SLP273M016H3P3                      | 0.025             | 0.019 | 4.20                                  | 5.25  | 35 x 30                 |
| 33000                        | SLP333M016E7P3                      | 0.020             | 0.015 | 4.70                                  | 5.88  | 30 x 40                 |
| 33000                        | SLP333M016H5P3                      | 0.020             | 0.015 | 4.70                                  | 5.88  | 35 x 35                 |
| 39000                        | SLP393M016E4P3                      | 0.017             | 0.013 | 4.90                                  | 6.13  | 30 x 45                 |
| 39000                        | SLP393M016H7P3                      | 0.017             | 0.013 | 5.10                                  | 6.38  | 35 x 40                 |
| 47000                        | SLP473M016E9P3                      | 0.014             | 0.011 | 5.27                                  | 6.59  | 30 x 50                 |
| 47000                        | SLP473M016H4P3                      | 0.014             | 0.011 | 5.50                                  | 6.88  | 35 x 45                 |

# Type SLP 105 °C Snap-In Aluminum Electrolytic

## Best Value 105 °C Snap-In Type

| Cap<br>(µF)                  | 3000 h @ 105 °C<br>Catalog<br>Part Number | Max 25 °C ESR<br>(Ω) |       | Max 105 °C Ripple<br>(A <sub>rms</sub> ) |       | Nominal<br>Size (DxL)<br>(mm) |
|------------------------------|---|----------------------|-------|--|-------|-------------------------------|
|                              |   | 120 Hz               | 20kHz | 120 Hz                                   | 20kHz |                               |
| <b>25 Vdc (32 Vdc Surge)</b> |   |                      |       |  |       |                               |
| 3300                         | SLP332M025A1P3                            | 0.181                | 0.136 | 1.70                                     | 2.13  | 22 x 25                       |
| 4700                         | SLP472M025A1P3                            | 0.127                | 0.095 | 2.00                                     | 2.50  | 22 x 25                       |
| 5600                         | SLP562M025A3P3                            | 0.107                | 0.080 | 2.20                                     | 2.75  | 22 x 30                       |
| 6800                         | SLP682M025A3P3                            | 0.088                | 0.066 | 2.40                                     | 3.00  | 22 x 30                       |
| 6800                         | SLP682M025C1P3                            | 0.088                | 0.066 | 2.40                                     | 3.00  | 25 x 25                       |
| 8200                         | SLP822M025A5P3                            | 0.073                | 0.055 | 2.70                                     | 3.38  | 22 x 35                       |
| 8200                         | SLP822M025C3P3                            | 0.073                | 0.055 | 2.70                                     | 3.38  | 25 x 30                       |
| 8200                         | SLP822M025E1P3                            | 0.073                | 0.055 | 2.70                                     | 3.38  | 30 x 25                       |
| 10000                        | SLP103M025A7P3                            | 0.060                | 0.045 | 3.00                                     | 3.75  | 22 x 40                       |
| 10000                        | SLP103M025C5P3                            | 0.060                | 0.045 | 3.00                                     | 3.75  | 25 x 35                       |
| 10000                        | SLP103M025E3P3                            | 0.060                | 0.045 | 3.00                                     | 3.75  | 30 x 30                       |
| 12000                        | SLP123M025A9P3                            | 0.050                | 0.038 | 3.20                                     | 4.00  | 22 x 50                       |
| 12000                        | SLP123M025C7P3                            | 0.050                | 0.038 | 3.20                                     | 4.00  | 25 x 40                       |
| 15000                        | SLP153M025C4P3                            | 0.040                | 0.030 | 3.60                                     | 4.50  | 25 x 45                       |
| 15000                        | SLP153M025E5P3                            | 0.040                | 0.030 | 3.60                                     | 4.50  | 30 x 35                       |
| 15000                        | SLP153M025H3P3                            | 0.040                | 0.030 | 3.60                                     | 4.50  | 35 x 30                       |
| 18000                        | SLP183M025E7P3                            | 0.033                | 0.025 | 3.90                                     | 4.88  | 30 x 40                       |
| 18000                        | SLP183M025H5P3                            | 0.033                | 0.025 | 3.90                                     | 4.88  | 35 x 35                       |
| 22000                        | SLP223M025E4P3                            | 0.027                | 0.020 | 4.30                                     | 5.38  | 30 x 45                       |
| 22000                        | SLP223M025H5P3                            | 0.027                | 0.020 | 4.30                                     | 5.38  | 35 x 35                       |
| 27000                        | SLP273M025H4P3                            | 0.022                | 0.017 | 4.80                                     | 6.00  | 35 x 45                       |
| 33000                        | SLP333M025H9P3                            | 0.018                | 0.014 | 5.55                                     | 6.94  | 35 x 50                       |
| <b>35 Vdc (44 Vdc Surge)</b> |   |                      |       |  |       |                               |
| 3900                         | SLP392M035A3P3                            | 0.136                | 0.102 | 2.00                                     | 2.50  | 22 x 30                       |
| 4700                         | SLP472M035A5P3                            | 0.113                | 0.085 | 2.20                                     | 2.75  | 22 x 35                       |
| 4700                         | SLP472M035C1P3                            | 0.113                | 0.085 | 2.20                                     | 2.75  | 25 x 25                       |
| 4700                         | SLP472M035C5P3                            | 0.113                | 0.085 | 2.53                                     | 3.16  | 25 x 35                       |
| 5600                         | SLP562M035A5P3                            | 0.095                | 0.071 | 2.40                                     | 3.00  | 22 x 35                       |
| 5600                         | SLP562M035C3P3                            | 0.095                | 0.071 | 2.40                                     | 3.00  | 25 x 30                       |
| 6800                         | SLP682M035A7P3                            | 0.078                | 0.059 | 2.60                                     | 3.25  | 22 x 40                       |
| 6800                         | SLP682M035C5P3                            | 0.078                | 0.059 | 2.60                                     | 3.25  | 25 x 35                       |
| 6800                         | SLP682M035E1P3                            | 0.078                | 0.059 | 2.78                                     | 3.48  | 30 x 25                       |
| 8200                         | SLP822M035A9P3                            | 0.065                | 0.049 | 2.90                                     | 3.63  | 22 x 50                       |
| 8200                         | SLP822M035C7P3                            | 0.065                | 0.049 | 2.90                                     | 3.63  | 25 x 40                       |
| 8200                         | SLP822M035E3P3                            | 0.065                | 0.049 | 2.90                                     | 3.63  | 30 x 30                       |
| 10000                        | SLP103M035C4P3                            | 0.053                | 0.040 | 3.20                                     | 4.00  | 25 x 45                       |
| 10000                        | SLP103M035E5P3                            | 0.053                | 0.040 | 3.20                                     | 4.00  | 30 x 35                       |
| 10000                        | SLP103M035C7P3                            | 0.053                | 0.040 | 3.04                                     | 3.80  | 25 x 40                       |
| 12000                        | SLP123M035C9P3                            | 0.044                | 0.033 | 3.50                                     | 4.38  | 25 x 50                       |
| 12000                        | SLP123M035E7P3                            | 0.044                | 0.033 | 3.50                                     | 4.38  | 30 x 40                       |
| 12000                        | SLP123M035H3P3                            | 0.044                | 0.033 | 3.50                                     | 4.38  | 35 x 30                       |
| 15000                        | SLP153M035E4P3                            | 0.035                | 0.026 | 3.90                                     | 4.88  | 30 x 45                       |
| 15000                        | SLP153M035H5P3                            | 0.035                | 0.026 | 3.90                                     | 4.88  | 35 x 35                       |

Additional Voltages and Sizes available at [www.cde.com/catalogs/SLP.pdf](http://www.cde.com/catalogs/SLP.pdf)

| Cap<br>(µF)                  | 3000 h @ 105 °C<br>Catalog<br>Part Number | Max 25 °C ESR<br>(Ω) |       | Max 105 °C Ripple<br>(A <sub>rms</sub> ) |       | Nominal<br>Size (DxL)<br>(mm) |
|------------------------------|---|----------------------|-------|--|-------|-------------------------------|
|                              |   | 120 Hz               | 20kHz | 120 Hz                                   | 20kHz |                               |
| <b>35 Vdc (44 Vdc Surge)</b> |   |                      |       |  |       |                               |
| 18000                        | SLP183M035H7P3                            | 0.029                | 0.022 | 4.51                                     | 5.64  | 35 x 40                       |
| 22000                        | SLP223M035H4P3                            | 0.024                | 0.018 | 5.24                                     | 6.55  | 35 x 45                       |
| 22000                        | SLP223M035H9P3                            | 0.024                | 0.018 | 5.48                                     | 6.85  | 35 x 50                       |
| <b>50 Vdc (63 Vdc Surge)</b> |   |                      |       |  |       |                               |
| 1800                         | SLP182M050A1P3                            | 0.258                | 0.194 | 1.50                                     | 1.88  | 22 x 25                       |
| 2200                         | SLP222M050A3P3                            | 0.211                | 0.158 | 1.70                                     | 2.13  | 22 x 30                       |
| 2700                         | SLP272M050A3P3                            | 0.172                | 0.129 | 1.80                                     | 2.25  | 22 x 30                       |
| 2700                         | SLP272M050C1P3                            | 0.172                | 0.129 | 1.80                                     | 2.25  | 25 x 25                       |
| 3300                         | SLP332M050A5P3                            | 0.141                | 0.106 | 2.00                                     | 2.50  | 22 x 35                       |
| 3300                         | SLP332M050C3P3                            | 0.141                | 0.106 | 2.00                                     | 2.50  | 25 x 30                       |
| 3900                         | SLP392M050A7P3                            | 0.119                | 0.089 | 2.23                                     | 2.79  | 22 x 40                       |
| 3900                         | SLP392M050C3P3                            | 0.119                | 0.089 | 2.20                                     | 2.75  | 25 x 30                       |
| 3900                         | SLP392M050E1P3                            | 0.119                | 0.089 | 2.20                                     | 2.75  | 30 x 25                       |
| 4700                         | SLP472M050A4P3                            | 0.099                | 0.074 | 2.50                                     | 3.13  | 22 x 45                       |
| 4700                         | SLP472M050C5P3                            | 0.099                | 0.074 | 2.43                                     | 3.04  | 25 x 35                       |
| 4700                         | SLP472M050E3P3                            | 0.099                | 0.074 | 2.50                                     | 3.13  | 30 x 30                       |
| 5600                         | SLP562M050A9P3                            | 0.083                | 0.062 | 2.80                                     | 3.50  | 22 x 50                       |
| 5600                         | SLP562M050C7P3                            | 0.083                | 0.062 | 2.80                                     | 3.50  | 25 x 40                       |
| 5600                         | SLP562M050E3P3                            | 0.083                | 0.062 | 2.76                                     | 3.45  | 30 x 30                       |
| 6800                         | SLP682M050C4P3                            | 0.068                | 0.051 | 3.30                                     | 4.13  | 25 x 45                       |
| 6800                         | SLP682M050E5P3                            | 0.068                | 0.051 | 3.30                                     | 4.13  | 30 x 35                       |
| 6800                         | SLP682M050H3P3                            | 0.068                | 0.051 | 3.30                                     | 4.13  | 35 x 30                       |
| 8200                         | SLP822M050E7P3                            | 0.057                | 0.043 | 3.71                                     | 4.64  | 30 x 40                       |
| 8200                         | SLP822M050H5P3                            | 0.057                | 0.043 | 3.85                                     | 4.81  | 35 x 35                       |
| 10000                        | SLP103M050E9P3                            | 0.046                | 0.035 | 4.51                                     | 5.64  | 30 x 50                       |
| 10000                        | SLP103M050H7P3                            | 0.046                | 0.035 | 4.49                                     | 5.61  | 35 x 40                       |
| 12000                        | SLP123M050H4P3                            | 0.039                | 0.029 | 4.56                                     | 5.70  | 35 x 45                       |
| 15000                        | SLP153M050H9P3                            | 0.031                | 0.023 | 4.80                                     | 6.00  | 35 x 50                       |
| <b>63 Vdc (79 Vdc Surge)</b> |   |                      |       |  |       |                               |
| 1200                         | SLP122M063A1P3                            | 0.332                | 0.249 | 1.40                                     | 1.75  | 22 x 25                       |
| 1500                         | SLP152M063A3P3                            | 0.265                | 0.199 | 1.50                                     | 1.88  | 22 x 30                       |
| 1800                         | SLP182M063A3P3                            | 0.221                | 0.166 | 1.70                                     | 2.13  | 22 x 30                       |
| 1800                         | SLP182M063C1P3                            | 0.221                | 0.166 | 1.70                                     | 2.13  | 25 x 25                       |
| 2200                         | SLP222M063A5P3                            | 0.181                | 0.136 | 2.00                                     | 2.50  | 22 x 35                       |
| 2200                         | SLP222M063C3P3                            | 0.181                | 0.136 | 2.00                                     | 2.50  | 25 x 30                       |
| 2700                         | SLP272M063A7P3                            | 0.147                | 0.110 | 2.20                                     | 2.75  | 22 x 40                       |
| 2700                         | SLP272M063C5P3                            | 0.147                | 0.110 | 2.20                                     | 2.75  | 25 x 35                       |
| 2700                         | SLP272M063E1P3                            | 0.147                | 0.110 | 2.20                                     | 2.75  | 30 x 25                       |
| 3300                         | SLP332M063A4P3                            | 0.121                | 0.091 | 2.60                                     | 3.25  | 22 x 45                       |
| 3300                         | SLP332M063C5P3                            | 0.121                | 0.091 | 2.39                                     | 2.99  | 25 x 35                       |
| 3300                         | SLP332M063E3P3                            | 0.121                | 0.091 | 2.50                                     | 3.13  | 30 x 30                       |
| 3900                         | SLP392M063C7P3                            | 0.102                | 0.077 | 2.57                                     | 3.21  | 25 x 40                       |
| 3900                         | SLP392M063E5P3                            | 0.102                | 0.077 | 2.70                                     | 3.38  | 30 x 35                       |

# Type SLP 105 °C Snap-In Aluminum Electrolytic

## Best Value 105 °C Snap-In Type

| Cap<br>(µF)                    | 3000 h @ 105 °C        |  | Max 25 °C ESR       |       | Max 105 °C Ripple                   |      | Nominal<br>Size (DxL)<br>(mm) |
|--------------------------------|------------------------|--|---------------------|-------|-------------------------------------|------|-------------------------------|
|                                | Catalog<br>Part Number |  | (Ω)<br>120 Hz 20kHz |       | (A <sub>rms</sub> )<br>120 Hz 20kHz |      |                               |
| <b>63 Vdc (79 Vdc Surge)</b>   |                        |  |                     |       |                                     |      |                               |
| 4700                           | SLP472M063C9P3         |  | 0.085               | 0.064 | 3.00                                | 3.75 | 25 x 50                       |
| 4700                           | SLP472M063E7P3         |  | 0.085               | 0.064 | 3.00                                | 3.75 | 30 x 40                       |
| 4700                           | SLP472M063H3P3         |  | 0.085               | 0.064 | 3.00                                | 3.75 | 35 x 30                       |
| 5600                           | SLP562M063E7P3         |  | 0.071               | 0.053 | 3.22                                | 4.03 | 30 x 40                       |
| 5600                           | SLP562M063H5P3         |  | 0.071               | 0.053 | 3.30                                | 4.13 | 35 x 35                       |
| 6800                           | SLP682M063E9P3         |  | 0.059               | 0.044 | 3.86                                | 4.83 | 30 x 50                       |
| 6800                           | SLP682M063H7P3         |  | 0.059               | 0.044 | 3.84                                | 4.80 | 35 x 40                       |
| 8200                           | SLP822M063H4P3         |  | 0.049               | 0.037 | 4.43                                | 5.54 | 35 x 45                       |
| 10000                          | SLP103M063H9P3         |  | 0.040               | 0.030 | 5.11                                | 6.39 | 35 x 50                       |
| 10000                          | SLP103M063H4P3         |  | 0.040               | 0.030 | 4.89                                | 6.11 | 35 x 45                       |
| <b>80 Vdc (100 Vdc Surge)</b>  |                        |  |                     |       |                                     |      |                               |
| 1000                           | SLP102M080A1P3         |  | 0.332               | 0.249 | 1.19                                | 1.49 | 22 x 25                       |
| 1200                           | SLP122M080A3P3         |  | 0.276               | 0.207 | 1.50                                | 1.88 | 22 x 30                       |
| 1500                           | SLP152M080A3P3         |  | 0.221               | 0.166 | 1.59                                | 1.99 | 22 x 30                       |
| 1500                           | SLP152M080C1P3         |  | 0.221               | 0.166 | 1.59                                | 1.99 | 25 x 25                       |
| 1800                           | SLP182M080A5P3         |  | 0.184               | 0.138 | 1.79                                | 2.24 | 22 x 35                       |
| 1800                           | SLP182M080C3P3         |  | 0.184               | 0.138 | 1.71                                | 2.14 | 25 x 30                       |
| 2200                           | SLP222M080A7P3         |  | 0.151               | 0.113 | 2.03                                | 2.54 | 22 x 40                       |
| 2200                           | SLP222M080C5P3         |  | 0.151               | 0.113 | 2.10                                | 2.63 | 25 x 35                       |
| 2200                           | SLP222M080E1P3         |  | 0.151               | 0.113 | 1.98                                | 2.48 | 30 x 25                       |
| 2700                           | SLP272M080A4P3         |  | 0.123               | 0.092 | 2.39                                | 2.99 | 22 x 45                       |
| 2700                           | SLP272M080C7P3         |  | 0.123               | 0.092 | 2.35                                | 2.94 | 25 x 40                       |
| 2700                           | SLP272M080E3P3         |  | 0.123               | 0.092 | 2.35                                | 2.94 | 30 x 30                       |
| 3300                           | SLP332M080C4P3         |  | 0.101               | 0.076 | 2.64                                | 3.30 | 25 x 45                       |
| 3300                           | SLP332M080E5P3         |  | 0.101               | 0.076 | 2.61                                | 3.26 | 30 x 35                       |
| 3300                           | SLP332M080H3P3         |  | 0.101               | 0.076 | 2.60                                | 3.25 | 35 x 30                       |
| 3900                           | SLP392M080C9P3         |  | 0.085               | 0.064 | 2.92                                | 3.65 | 25 x 50                       |
| 3900                           | SLP392M080E7P3         |  | 0.085               | 0.064 | 2.82                                | 3.53 | 30 x 40                       |
| 3900                           | SLP392M080H3P3         |  | 0.085               | 0.064 | 2.97                                | 3.71 | 35 x 30                       |
| 4700                           | SLP472M080E4P3         |  | 0.071               | 0.053 | 3.34                                | 4.18 | 30 x 45                       |
| 4700                           | SLP472M080H5P3         |  | 0.071               | 0.053 | 3.38                                | 4.23 | 35 x 35                       |
| 5600                           | SLP562M080E9P3         |  | 0.059               | 0.044 | 3.80                                | 4.75 | 30 x 50                       |
| 5600                           | SLP562M080H7P3         |  | 0.059               | 0.044 | 3.80                                | 4.75 | 35 x 40                       |
| 6800                           | SLP682M080H4P3         |  | 0.049               | 0.037 | 3.90                                | 4.88 | 35 x 45                       |
| 8200                           | SLP822M080H9P3         |  | 0.040               | 0.030 | 4.20                                | 5.25 | 35 x 50                       |
| <b>100 Vdc (125 Vdc Surge)</b> |                        |  |                     |       |                                     |      |                               |
| 680                            | SLP681M100A1P3         |  | 0.390               | 0.293 | 1.09                                | 1.36 | 22 x 25                       |
| 820                            | SLP821M100A3P3         |  | 0.324               | 0.243 | 1.40                                | 1.75 | 22 x 30                       |
| 1000                           | SLP102M100A3P3         |  | 0.265               | 0.199 | 1.47                                | 1.84 | 22 x 30                       |
| 1000                           | SLP102M100C1P3         |  | 0.265               | 0.199 | 1.45                                | 1.81 | 25 x 25                       |
| 1200                           | SLP122M100A5P3         |  | 0.221               | 0.166 | 1.69                                | 2.11 | 22 x 35                       |
| 1200                           | SLP122M100C3P3         |  | 0.221               | 0.166 | 1.68                                | 2.10 | 25 x 30                       |
| 1500                           | SLP152M100A7P3         |  | 0.177               | 0.133 | 1.97                                | 2.46 | 22 x 40                       |

Additional Voltages and Sizes available at [www.cde.com/catalogs/SLP.pdf](http://www.cde.com/catalogs/SLP.pdf)

| Cap<br>(µF)                    | 3000 h @ 105 °C        |  | Max 25 °C ESR       |       | Max 105 °C Ripple                   |      | Nominal<br>Size (DxL)<br>(mm) |
|--------------------------------|------------------------|--|---------------------|-------|-------------------------------------|------|-------------------------------|
|                                | Catalog<br>Part Number |  | (Ω)<br>120 Hz 20kHz |       | (A <sub>rms</sub> )<br>120 Hz 20kHz |      |                               |
| <b>100 Vdc (125 Vdc Surge)</b> |                        |  |                     |       |                                     |      |                               |
| 1500                           | SLP152M100C5P3         |  | 0.177               | 0.133 | 1.98                                | 2.48 | 25 x 35                       |
| 1500                           | SLP152M100E1P3         |  | 0.177               | 0.133 | 1.95                                | 2.44 | 30 x 25                       |
| 1500                           | SLP152M100E3P3         |  | 0.177               | 0.133 | 2.09                                | 2.61 | 30 x 30                       |
| 1800                           | SLP182M100A4P3         |  | 0.147               | 0.110 | 2.23                                | 2.79 | 22 x 45                       |
| 1800                           | SLP182M100C7P3         |  | 0.147               | 0.110 | 2.20                                | 2.75 | 25 x 40                       |
| 1800                           | SLP182M100E3P3         |  | 0.147               | 0.110 | 2.20                                | 2.75 | 30 x 30                       |
| 2200                           | SLP222M100C4P3         |  | 0.121               | 0.091 | 2.53                                | 3.16 | 25 x 45                       |
| 2200                           | SLP222M100E5P3         |  | 0.121               | 0.091 | 2.55                                | 3.19 | 30 x 35                       |
| 2200                           | SLP222M100H3P3         |  | 0.121               | 0.091 | 2.60                                | 3.25 | 35 x 30                       |
| 2700                           | SLP272M100C9P3         |  | 0.098               | 0.074 | 2.82                                | 3.53 | 25 x 50                       |
| 2700                           | SLP272M100E7P3         |  | 0.098               | 0.074 | 2.86                                | 3.58 | 30 x 40                       |
| 2700                           | SLP272M100H5P3         |  | 0.098               | 0.074 | 2.90                                | 3.63 | 35 x 35                       |
| 3300                           | SLP332M100E4P3         |  | 0.080               | 0.060 | 3.30                                | 4.13 | 30 x 45                       |
| 3300                           | SLP332M100H5P3         |  | 0.080               | 0.060 | 3.25                                | 4.06 | 35 x 35                       |
| 3900                           | SLP392M100E9P3         |  | 0.068               | 0.051 | 3.60                                | 4.50 | 30 x 50                       |
| 3900                           | SLP392M100H7P3         |  | 0.068               | 0.051 | 3.67                                | 4.59 | 35 x 40                       |
| 4700                           | SLP472M100H4P3         |  | 0.056               | 0.042 | 3.80                                | 4.75 | 35 x 45                       |
| 5600                           | SLP562M100H9P3         |  | 0.047               | 0.035 | 4.05                                | 5.06 | 35 x 50                       |
| <b>160 Vdc (200Vdc Surge)</b>  |                        |  |                     |       |                                     |      |                               |
| 330                            | SLP331M160A1P3         |  | 0.603               | 0.452 | 1.20                                | 1.76 | 22 x 25                       |
| 390                            | SLP391M160A3P3         |  | 0.510               | 0.383 | 1.30                                | 1.91 | 22 x 30                       |
| 470                            | SLP471M160A3P3         |  | 0.423               | 0.317 | 1.55                                | 2.28 | 22 x 30                       |
| 470                            | SLP471M160C1P3         |  | 0.423               | 0.317 | 1.55                                | 2.28 | 25 x 25                       |
| 560                            | SLP561M160A5P3         |  | 0.355               | 0.266 | 1.67                                | 2.45 | 22 x 35                       |
| 560                            | SLP561M160C3P3         |  | 0.355               | 0.266 | 1.67                                | 2.45 | 25 x 30                       |
| 680                            | SLP681M160A7P3         |  | 0.293               | 0.220 | 1.82                                | 2.68 | 22 x 40                       |
| 680                            | SLP681M160C5P3         |  | 0.293               | 0.220 | 1.85                                | 2.72 | 25 x 35                       |
| 680                            | SLP681M160E1P3         |  | 0.293               | 0.220 | 1.82                                | 2.68 | 30 x 25                       |
| 820                            | SLP821M160A4P3         |  | 0.243               | 0.182 | 2.04                                | 3.00 | 22 x 45                       |
| 820                            | SLP821M160C7P3         |  | 0.243               | 0.182 | 2.04                                | 3.00 | 25 x 40                       |
| 820                            | SLP821M160E3P3         |  | 0.243               | 0.182 | 2.04                                | 3.00 | 30 x 30                       |
| 1000                           | SLP102M160C4P3         |  | 0.199               | 0.149 | 2.40                                | 3.53 | 25 x 45                       |
| 1000                           | SLP102M160E5P3         |  | 0.199               | 0.149 | 2.25                                | 3.31 | 30 x 35                       |
| 1200                           | SLP122M160C9P3         |  | 0.166               | 0.125 | 2.62                                | 3.85 | 25 x 50                       |
| 1200                           | SLP122M160E7P3         |  | 0.166               | 0.125 | 2.49                                | 3.66 | 30 x 40                       |
| 1200                           | SLP122M160H3P3         |  | 0.166               | 0.125 | 2.49                                | 3.66 | 35 x 30                       |
| 1500                           | SLP152M160E4P3         |  | 0.133               | 0.100 | 2.84                                | 4.17 | 30 x 45                       |
| 1500                           | SLP152M160H5P3         |  | 0.133               | 0.100 | 2.84                                | 4.17 | 35 x 35                       |
| 1800                           | SLP182M160E9P3         |  | 0.111               | 0.083 | 3.32                                | 4.88 | 30 x 50                       |
| 1800                           | SLP182M160H7P3         |  | 0.111               | 0.083 | 3.00                                | 4.41 | 35 x 40                       |
| 2200                           | SLP222M160H4P3         |  | 0.090               | 0.068 | 3.50                                | 5.15 | 35 x 45                       |
| <b>180 Vdc (225Vdc Surge)</b>  |                        |  |                     |       |                                     |      |                               |
| 270                            | SLP271M180A1P3         |  | 0.737               | 0.553 | 1.00                                | 1.47 | 22 x 25                       |

# Type SLP 105 °C Snap-In Aluminum Electrolytic

## Best Value 105 °C Snap-In Type

| Cap<br>(µF)                    | 3000 h @ 105 °C<br>Catalog<br>Part Number | Max 25 °C ESR<br>(Ω) |       | Max 105 °C Ripple<br>(A <sub>rms</sub> ) |       | Nominal<br>Size (DxL)<br>(mm) |
|--------------------------------|---|----------------------|-------|--|-------|-------------------------------|
|                                |   | 120 Hz               | 20kHz | 120 Hz                                   | 20kHz |                               |
| <b>180 Vdc (225Vdc Surge)</b>  |   |                      |       |  |       |                               |
| 330                            | SLP331M180A3P3                            | 0.603                | 0.452 | 1.20                                     | 1.76  | 22 x 30                       |
| 390                            | SLP391M180A3P3                            | 0.510                | 0.383 | 1.35                                     | 1.98  | 22 x 30                       |
| 390                            | SLP391M180C1P3                            | 0.510                | 0.383 | 1.35                                     | 1.98  | 25 x 25                       |
| 470                            | SLP471M180A5P3                            | 0.423                | 0.317 | 1.50                                     | 2.21  | 22 x 35                       |
| 470                            | SLP471M180C3P3                            | 0.423                | 0.317 | 1.50                                     | 2.21  | 25 x 30                       |
| 560                            | SLP561M180A7P3                            | 0.355                | 0.266 | 1.67                                     | 2.45  | 22 x 40                       |
| 560                            | SLP561M180C3P3                            | 0.355                | 0.266 | 1.67                                     | 2.45  | 25 x 30                       |
| 560                            | SLP561M180E1P3                            | 0.355                | 0.266 | 1.67                                     | 2.45  | 30 x 25                       |
| 680                            | SLP681M180A4P3                            | 0.293                | 0.220 | 1.78                                     | 2.62  | 22 x 45                       |
| 680                            | SLP681M180C5P3                            | 0.293                | 0.220 | 1.78                                     | 2.62  | 25 x 35                       |
| 680                            | SLP681M180E3P3                            | 0.293                | 0.220 | 1.78                                     | 2.62  | 30 x 30                       |
| 820                            | SLP821M180A9P3                            | 0.243                | 0.182 | 2.04                                     | 3.00  | 22 x 50                       |
| 820                            | SLP821M180C7P3                            | 0.243                | 0.182 | 2.04                                     | 3.00  | 25 x 40                       |
| 820                            | SLP821M180E3P3                            | 0.243                | 0.182 | 2.04                                     | 3.00  | 30 x 30                       |
| 1000                           | SLP102M180C4P3                            | 0.199                | 0.149 | 2.30                                     | 3.38  | 25 x 45                       |
| 1000                           | SLP102M180E5P3                            | 0.199                | 0.149 | 2.30                                     | 3.38  | 30 x 35                       |
| 1000                           | SLP102M180H3P3                            | 0.199                | 0.149 | 2.30                                     | 3.38  | 35 x 30                       |
| 1200                           | SLP122M180E7P3                            | 0.166                | 0.125 | 2.55                                     | 3.75  | 30 x 40                       |
| 1200                           | SLP122M180H5P3                            | 0.166                | 0.125 | 2.55                                     | 3.75  | 35 x 35                       |
| 1500                           | SLP152M180E4P3                            | 0.133                | 0.100 | 2.90                                     | 4.26  | 30 x 45                       |
| 1500                           | SLP152M180H7P3                            | 0.133                | 0.100 | 2.90                                     | 4.26  | 35 x 40                       |
| 1800                           | SLP182M180H4P3                            | 0.111                | 0.083 | 3.30                                     | 4.85  | 35 x 45                       |
| 2200                           | SLP222M180H9P3                            | 0.090                | 0.068 | 3.65                                     | 5.37  | 35 x 50                       |
| <b>200 Vdc (250 Vdc Surge)</b> |   |                      |       |  |       |                               |
| 220                            | SLP221M200A1P3                            | 0.905                | 0.679 | 0.99                                     | 1.46  | 22 x 25                       |
| 220                            | SLP221M200A3P3                            | 0.905                | 0.679 | 1.07                                     | 1.57  | 22 x 30                       |
| 270                            | SLP271M200A1P3                            | 0.737                | 0.553 | 1.10                                     | 1.62  | 22 x 25                       |
| 330                            | SLP331M200A3P3                            | 0.603                | 0.452 | 1.25                                     | 1.84  | 22 x 30                       |
| 330                            | SLP331M200C1P3                            | 0.603                | 0.452 | 1.25                                     | 1.84  | 25 x 25                       |
| 330                            | SLP331M200C3P3                            | 0.603                | 0.452 | 1.35                                     | 1.98  | 25 x 30                       |
| 390                            | SLP391M200A5P3                            | 0.510                | 0.383 | 1.35                                     | 1.98  | 22 x 35                       |
| 390                            | SLP391M200C3P3                            | 0.510                | 0.383 | 1.35                                     | 1.98  | 25 x 30                       |
| 470                            | SLP471M200A7P3                            | 0.423                | 0.317 | 1.50                                     | 2.21  | 22 x 40                       |
| 470                            | SLP471M200C3P3                            | 0.423                | 0.317 | 1.50                                     | 2.21  | 25 x 30                       |
| 470                            | SLP471M200C5P3                            | 0.423                | 0.317 | 1.60                                     | 2.35  | 25 x 35                       |
| 470                            | SLP471M200E1P3                            | 0.423                | 0.317 | 1.50                                     | 2.21  | 30 x 25                       |
| 560                            | SLP561M200A4P3                            | 0.355                | 0.266 | 1.67                                     | 2.45  | 22 x 45                       |
| 560                            | SLP561M200C5P3                            | 0.355                | 0.266 | 1.70                                     | 2.50  | 25 x 35                       |
| 560                            | SLP561M200E1P3                            | 0.355                | 0.266 | 1.67                                     | 2.45  | 30 x 25                       |
| 680                            | SLP681M200A9P3                            | 0.293                | 0.220 | 1.78                                     | 2.62  | 22 x 50                       |
| 680                            | SLP681M200C5P3                            | 0.293                | 0.220 | 1.72                                     | 2.53  | 25 x 35                       |
| 680                            | SLP681M200C7P3                            | 0.293                | 0.220 | 1.82                                     | 2.68  | 25 x 40                       |
| 680                            | SLP681M200E3P3                            | 0.293                | 0.220 | 1.78                                     | 2.62  | 30 x 30                       |

Additional Voltages and Sizes available at [www.cde.com/catalogs/SLP.pdf](http://www.cde.com/catalogs/SLP.pdf)

| Cap<br>(µF)                    | 3000 h @ 105 °C<br>Catalog<br>Part Number | Max 25 °C ESR<br>(Ω) |       | Max 105 °C Ripple<br>(A <sub>rms</sub> ) |       | Nominal<br>Size (DxL)<br>(mm) |
|--------------------------------|---|----------------------|-------|--|-------|-------------------------------|
|                                |   | 120 Hz               | 20kHz | 120 Hz                                   | 20kHz |                               |
| <b>200 Vdc (250 Vdc Surge)</b> |   |                      |       |  |       |                               |
| 820                            | SLP821M200C4P3                            | 0.243                | 0.182 | 2.10                                     | 3.09  | 25 x 45                       |
| 820                            | SLP821M200E5P3                            | 0.243                | 0.182 | 2.04                                     | 3.00  | 30 x 35                       |
| 820                            | SLP821M200H3P3                            | 0.243                | 0.182 | 2.04                                     | 3.00  | 35 x 30                       |
| 1000                           | SLP102M200C9P3                            | 0.199                | 0.149 | 2.42                                     | 3.56  | 25 x 50                       |
| 1000                           | SLP102M200E7P3                            | 0.199                | 0.149 | 2.30                                     | 3.38  | 30 x 40                       |
| 1000                           | SLP102M200H5P3                            | 0.199                | 0.149 | 2.30                                     | 3.38  | 35 x 35                       |
| 1200                           | SLP122M200E4P3                            | 0.166                | 0.125 | 2.65                                     | 3.90  | 30 x 45                       |
| 1200                           | SLP122M200H5P3                            | 0.166                | 0.125 | 2.65                                     | 3.90  | 35 x 35                       |
| 1200                           | SLP122M200H3P3                            | 0.166                | 0.125 | 2.49                                     | 3.66  | 35 x 30                       |
| 1500                           | SLP152M200H7P3                            | 0.133                | 0.100 | 3.08                                     | 4.53  | 35 x 40                       |
| 1800                           | SLP182M200H4P3                            | 0.111                | 0.083 | 3.48                                     | 5.12  | 35 x 45                       |
| 1800                           | SLP182M200H7P3                            | 0.111                | 0.083 | 3.31                                     | 4.87  | 35 x 40                       |
| <b>220 Vdc (270 Vdc Surge)</b> |   |                      |       |  |       |                               |
| 220                            | SLP221M220A1P3                            | 0.905                | 0.679 | 1.00                                     | 1.47  | 22 x 25                       |
| 270                            | SLP271M220A3P3                            | 0.737                | 0.553 | 1.15                                     | 1.69  | 22 x 30                       |
| 330                            | SLP331M220A5P3                            | 0.603                | 0.452 | 1.25                                     | 1.84  | 22 x 35                       |
| 330                            | SLP331M220C1P3                            | 0.603                | 0.452 | 1.25                                     | 1.84  | 25 x 25                       |
| 390                            | SLP391M220A5P3                            | 0.510                | 0.383 | 1.40                                     | 2.06  | 22 x 35                       |
| 390                            | SLP391M220C3P3                            | 0.510                | 0.383 | 1.40                                     | 2.06  | 25 x 30                       |
| 470                            | SLP471M220A7P3                            | 0.423                | 0.317 | 1.51                                     | 2.22  | 22 x 40                       |
| 470                            | SLP471M220C3P3                            | 0.423                | 0.317 | 1.44                                     | 2.12  | 25 x 30                       |
| 470                            | SLP471M220E1P3                            | 0.423                | 0.317 | 1.50                                     | 2.21  | 30 x 25                       |
| 560                            | SLP561M220A4P3                            | 0.355                | 0.266 | 1.70                                     | 2.50  | 22 x 45                       |
| 560                            | SLP561M220C5P3                            | 0.355                | 0.266 | 1.64                                     | 2.41  | 25 x 35                       |
| 560                            | SLP561M220E3P3                            | 0.355                | 0.266 | 1.70                                     | 2.50  | 30 x 30                       |
| 560                            | SLP561M220H1P3                            | 0.355                | 0.266 | 1.71                                     | 2.51  | 35 x 25                       |
| 680                            | SLP681M220C7P3                            | 0.293                | 0.220 | 1.84                                     | 2.70  | 25 x 40                       |
| 680                            | SLP681M220E5P3                            | 0.293                | 0.220 | 1.93                                     | 2.84  | 30 x 35                       |
| 680                            | SLP681M220H3P3                            | 0.293                | 0.220 | 1.89                                     | 2.78  | 35 x 30                       |
| 820                            | SLP821M220C4P3                            | 0.243                | 0.182 | 2.08                                     | 3.06  | 25 x 45                       |
| 820                            | SLP821M220E7P3                            | 0.243                | 0.182 | 2.19                                     | 3.22  | 30 x 40                       |
| 820                            | SLP821M220H3P3                            | 0.243                | 0.182 | 2.16                                     | 3.18  | 35 x 30                       |
| 1000                           | SLP102M220E4P3                            | 0.199                | 0.149 | 2.50                                     | 3.68  | 30 x 45                       |
| 1000                           | SLP102M220H5P3                            | 0.199                | 0.149 | 2.44                                     | 3.59  | 35 x 35                       |
| 1200                           | SLP122M220H7P3                            | 0.166                | 0.125 | 2.79                                     | 4.10  | 35 x 40                       |
| 1500                           | SLP152M220H4P3                            | 0.133                | 0.100 | 3.22                                     | 4.73  | 35 x 45                       |
| <b>250 Vdc (300 Vdc Surge)</b> |   |                      |       |  |       |                               |
| 180                            | SLP181M250A1P3                            | 1.106                | 0.830 | 0.88                                     | 1.29  | 22 x 25                       |
| 180                            | SLP181M250C1P3                            | 1.106                | 0.830 | 0.95                                     | 1.40  | 25 x 25                       |
| 220                            | SLP221M250A3P3                            | 0.905                | 0.679 | 1.00                                     | 1.47  | 22 x 30                       |
| 220                            | SLP221M250C1P3                            | 0.905                | 0.679 | 1.08                                     | 1.59  | 25 x 25                       |
| 270                            | SLP271M250A5P3                            | 0.737                | 0.553 | 1.18                                     | 1.73  | 22 x 35                       |
| 270                            | SLP271M250C3P3                            | 0.737                | 0.553 | 1.27                                     | 1.87  | 25 x 30                       |

# Type SLP 105 °C Snap-In Aluminum Electrolytic

## Best Value 105 °C Snap-In Type

Additional Voltages and Sizes available at [www.cde.com/catalogs/SLP.pdf](http://www.cde.com/catalogs/SLP.pdf)

| Cap<br>(µF)                    | 3000 h @ 105 °C<br>Catalog<br>Part Number | Max 25 °C ESR<br>(Ω) |       | Max 105 °C Ripple<br>(A <sub>rms</sub> ) |       | Nominal<br>Size (DxL)<br>(mm) |
|--------------------------------|---|----------------------|-------|--|-------|-------------------------------|
|                                |   | 120 Hz               | 20kHz | 120 Hz                                   | 20kHz |                               |
| <b>250 Vdc (300 Vdc Surge)</b> |   |                      |       |  |       |                               |
| 330                            | SLP331M250A7P3                            | 0.603                | 0.452 | 1.30                                     | 1.91  | 22 x 40                       |
| 330                            | SLP331M250C3P3                            | 0.603                | 0.452 | 1.30                                     | 1.91  | 25 x 30                       |
| 330                            | SLP331M250E1P3                            | 0.603                | 0.452 | 1.35                                     | 1.98  | 30 x 25                       |
| 330                            | SLP331M250A3P3                            | 0.603                | 0.452 | 1.15                                     | 1.69  | 22 x 30                       |
| 390                            | SLP391M250A4P3                            | 0.510                | 0.383 | 1.49                                     | 2.19  | 22 x 45                       |
| 390                            | SLP391M250C5P3                            | 0.510                | 0.383 | 1.49                                     | 2.19  | 25 x 35                       |
| 390                            | SLP391M250E3P3                            | 0.510                | 0.383 | 1.49                                     | 2.19  | 30 x 30                       |
| 470                            | SLP471M250A9P3                            | 0.423                | 0.317 | 1.65                                     | 2.43  | 22 x 50                       |
| 470                            | SLP471M250C7P3                            | 0.423                | 0.317 | 1.65                                     | 2.43  | 25 x 40                       |
| 470                            | SLP471M250E3P3                            | 0.423                | 0.317 | 1.65                                     | 2.43  | 30 x 30                       |
| 560                            | SLP561M250C4P3                            | 0.355                | 0.266 | 1.80                                     | 2.65  | 25 x 45                       |
| 560                            | SLP561M250E5P3                            | 0.355                | 0.266 | 1.80                                     | 2.65  | 30 x 35                       |
| 680                            | SLP681M250C9P3                            | 0.293                | 0.220 | 2.03                                     | 2.98  | 25 x 50                       |
| 680                            | SLP681M250E7P3                            | 0.293                | 0.220 | 2.00                                     | 2.94  | 30 x 40                       |
| 680                            | SLP681M250H3P3                            | 0.293                | 0.220 | 2.00                                     | 2.94  | 35 x 30                       |
| 820                            | SLP821M250E4P3                            | 0.243                | 0.182 | 2.30                                     | 3.38  | 30 x 45                       |
| 820                            | SLP821M250H5P3                            | 0.243                | 0.182 | 2.30                                     | 3.38  | 35 x 35                       |
| 1000                           | SLP102M250E9P3                            | 0.199                | 0.149 | 2.70                                     | 3.97  | 30 x 50                       |
| 1000                           | SLP102M250H7P3                            | 0.199                | 0.149 | 2.69                                     | 3.95  | 35 x 40                       |
| 1200                           | SLP122M250H4P3                            | 0.166                | 0.125 | 3.09                                     | 4.54  | 35 x 45                       |
| 1500                           | SLP152M250H9P3                            | 0.133                | 0.100 | 3.61                                     | 5.31  | 35 x 50                       |
| <b>315 Vdc (365 Vdc Surge)</b> |   |                      |       |  |       |                               |
| 120                            | SLP121M315A1P3                            | 2.765                | 2.074 | 0.75                                     | 1.10  | 22 x 25                       |
| 150                            | SLP151M315A3P3                            | 2.212                | 1.659 | 0.82                                     | 1.21  | 22 x 30                       |
| 150                            | SLP151M315C1P3                            | 2.212                | 1.659 | 0.82                                     | 1.21  | 25 x 25                       |
| 180                            | SLP181M315A5P3                            | 1.843                | 1.382 | 0.92                                     | 1.35  | 22 x 35                       |
| 180                            | SLP181M315C3P3                            | 1.843                | 1.382 | 0.93                                     | 1.37  | 25 x 30                       |
| 220                            | SLP221M315A7P3                            | 1.508                | 1.131 | 1.04                                     | 1.53  | 22 x 40                       |
| 220                            | SLP221M315C3P3                            | 1.508                | 1.131 | 1.04                                     | 1.53  | 25 x 30                       |
| 220                            | SLP221M315E1P3                            | 1.508                | 1.131 | 1.04                                     | 1.53  | 30 x 25                       |
| 270                            | SLP271M315A4P3                            | 1.229                | 0.922 | 1.16                                     | 1.71  | 22 x 45                       |
| 270                            | SLP271M315C5P3                            | 1.229                | 0.922 | 1.16                                     | 1.71  | 25 x 35                       |
| 270                            | SLP271M315E1P3                            | 1.229                | 0.922 | 1.16                                     | 1.71  | 30 x 25                       |
| 330                            | SLP331M315A9P3                            | 1.005                | 0.754 | 1.33                                     | 1.96  | 22 x 50                       |
| 330                            | SLP331M315C7P3                            | 1.005                | 0.754 | 1.33                                     | 1.96  | 25 x 40                       |
| 330                            | SLP331M315E3P3                            | 1.005                | 0.754 | 1.33                                     | 1.96  | 30 x 30                       |
| 390                            | SLP391M315C4P3                            | 0.851                | 0.638 | 1.47                                     | 2.16  | 25 x 45                       |
| 390                            | SLP391M315E5P3                            | 0.851                | 0.638 | 1.47                                     | 2.16  | 30 x 35                       |
| 390                            | SLP391M315H3P3                            | 0.851                | 0.638 | 1.47                                     | 2.16  | 35 x 30                       |
| 470                            | SLP471M315E7P3                            | 0.706                | 0.530 | 1.70                                     | 2.50  | 30 x 40                       |
| 470                            | SLP471M315H3P3                            | 0.706                | 0.530 | 1.70                                     | 2.50  | 35 x 30                       |
| 560                            | SLP561M315E4P3                            | 0.592                | 0.444 | 2.05                                     | 3.01  | 30 x 45                       |
| 560                            | SLP561M315H5P3                            | 0.592                | 0.444 | 2.05                                     | 3.01  | 35 x 35                       |
| 680                            | SLP681M315H7P3                            | 0.488                | 0.366 | 2.17                                     | 3.19  | 35 x 40                       |

| Cap<br>(µF)                    | 3000 h @ 105 °C<br>Catalog<br>Part Number | Max 25 °C ESR<br>(Ω) |       | Max 105 °C Ripple<br>(A <sub>rms</sub> ) |       | Nominal<br>Size (DxL)<br>(mm) |
|--------------------------------|---|----------------------|-------|--|-------|-------------------------------|
|                                |   | 120 Hz               | 20kHz | 120 Hz                                   | 20kHz |                               |
| 820                            | SLP821M315H4P3                            | 0.405                | 0.304 | 2.20                                     | 3.23  | 35 x 45                       |
| <b>350 Vdc (400 Vdc Surge)</b> |   |                      |       |  |       |                               |
| 100                            | SLP101M350A1P3                            | 3.317                | 2.488 | 0.69                                     | 1.01  | 22 x 25                       |
| 120                            | SLP121M350A3P3                            | 2.765                | 2.074 | 0.75                                     | 1.10  | 22 x 30                       |
| 120                            | SLP121M350C1P3                            | 2.765                | 2.074 | 0.75                                     | 1.10  | 25 x 25                       |
| 150                            | SLP151M350A5P3                            | 2.212                | 1.659 | 0.82                                     | 1.21  | 22 x 35                       |
| 150                            | SLP151M350C3P3                            | 2.212                | 1.659 | 0.83                                     | 1.22  | 25 x 30                       |
| 180                            | SLP181M350A7P3                            | 1.843                | 1.382 | 0.92                                     | 1.35  | 22 x 40                       |
| 180                            | SLP181M350C3P3                            | 1.843                | 1.382 | 0.92                                     | 1.35  | 25 x 30                       |
| 180                            | SLP181M350E1P3                            | 1.843                | 1.382 | 0.90                                     | 1.32  | 30 x 25                       |
| 220                            | SLP221M350A4P3                            | 1.508                | 1.131 | 1.05                                     | 1.54  | 22 x 45                       |
| 220                            | SLP221M350C5P3                            | 1.508                | 1.131 | 1.04                                     | 1.53  | 25 x 35                       |
| 220                            | SLP221M350E3P3                            | 1.508                | 1.131 | 1.02                                     | 1.50  | 30 x 30                       |
| 270                            | SLP271M350A9P3                            | 1.229                | 0.922 | 1.16                                     | 1.71  | 22 x 50                       |
| 270                            | SLP271M350C7P3                            | 1.229                | 0.922 | 1.18                                     | 1.73  | 25 x 40                       |
| 270                            | SLP271M350E3P3                            | 1.229                | 0.922 | 1.17                                     | 1.72  | 30 x 30                       |
| 330                            | SLP331M350C4P3                            | 1.005                | 0.754 | 1.29                                     | 1.90  | 25 x 45                       |
| 330                            | SLP331M350E5P3                            | 1.005                | 0.754 | 1.34                                     | 1.97  | 30 x 35                       |
| 330                            | SLP331M350H3P3                            | 1.005                | 0.754 | 1.22                                     | 1.79  | 35 x 30                       |
| 390                            | SLP391M350C9P3                            | 0.851                | 0.638 | 1.51                                     | 2.22  | 25 x 50                       |
| 390                            | SLP391M350E7P3                            | 0.851                | 0.638 | 1.51                                     | 2.22  | 30 x 40                       |
| 390                            | SLP391M350H5P3                            | 0.851                | 0.638 | 1.47                                     | 2.16  | 35 x 35                       |
| 470                            | SLP471M350E4P3                            | 0.706                | 0.530 | 1.65                                     | 2.43  | 30 x 45                       |
| 470                            | SLP471M350H5P3                            | 0.706                | 0.530 | 1.69                                     | 2.48  | 35 x 35                       |
| 560                            | SLP561M350E9P3                            | 0.592                | 0.444 | 1.85                                     | 2.72  | 30 x 50                       |
| 560                            | SLP561M350H7P3                            | 0.592                | 0.444 | 1.90                                     | 2.79  | 35 x 40                       |
| 680                            | SLP681M350H4P3                            | 0.488                | 0.366 | 2.20                                     | 3.23  | 35 x 45                       |
| <b>385 Vdc (435 Vdc Surge)</b> |   |                      |       |  |       |                               |
| 68                             | SLP680M385A1P3                            | 4.879                | 3.659 | 0.45                                     | 0.66  | 22 x 25                       |
| 82                             | SLP820M385A3P3                            | 4.046                | 3.035 | 0.52                                     | 0.76  | 22 x 30                       |
| 100                            | SLP101M385A3P3                            | 3.317                | 2.488 | 0.58                                     | 0.85  | 22 x 30                       |
| 120                            | SLP121M385A5P3                            | 2.765                | 2.074 | 0.68                                     | 1.00  | 22 x 35                       |
| 150                            | SLP151M385A7P3                            | 2.212                | 1.659 | 0.79                                     | 1.16  | 22 x 40                       |
| 150                            | SLP151M385E1P3                            | 2.212                | 1.659 | 0.75                                     | 1.10  | 30 x 25                       |
| 180                            | SLP181M385A4P3                            | 1.843                | 1.382 | 0.94                                     | 1.38  | 25 x 45                       |
| 180                            | SLP181M385E3P3                            | 1.843                | 1.382 | 0.88                                     | 1.29  | 30 x 30                       |
| 220                            | SLP221M385E3P3                            | 1.508                | 1.131 | 1.00                                     | 1.47  | 30 x 30                       |
| 270                            | SLP271M385E7P3                            | 1.229                | 0.922 | 1.14                                     | 1.68  | 30 x 40                       |
| 270                            | SLP271M385H3P3                            | 1.229                | 0.922 | 1.10                                     | 1.62  | 35 x 30                       |
| 330                            | SLP331M385E4P3                            | 1.005                | 0.754 | 1.31                                     | 1.93  | 30 x 45                       |
| 330                            | SLP331M385H5P3                            | 1.005                | 0.754 | 1.32                                     | 1.94  | 35 x 35                       |
| 390                            | SLP391M385E9P3                            | 0.851                | 0.638 | 1.48                                     | 2.18  | 30 x 50                       |
| 390                            | SLP391M385H7P3                            | 0.851                | 0.638 | 1.48                                     | 2.18  | 35 x 40                       |
| 470                            | SLP471M385H4P3                            | 0.706                | 0.530 | 1.76                                     | 2.59  | 35 x 45                       |
| 560                            | SLP561M385H9P3                            | 0.592                | 0.444 | 1.95                                     | 2.87  | 35 x 50                       |

# Type SLP 105 °C Snap-In Aluminum Electrolytic

## Best Value 105 °C Snap-In Type

| Cap<br>(µF)                    | 3000 h @ 105 °C<br>Catalog<br>Part Number | Max 25 °C ESR<br>(Ω) |       | Max 105 °C Ripple<br>(A <sub>rms</sub> ) |       | Nominal<br>Size (DxL)<br>(mm) |
|--------------------------------|---|----------------------|-------|--|-------|-------------------------------|
|                                |   | 120 Hz               | 20kHz | 120 Hz                                   | 20kHz |                               |
| <b>400 Vdc (450 Vdc Surge)</b> |   |                      |       |  |       |                               |
| 47                             | SLP470M400A1P3                            | 7.058                | 5.294 | 0.42                                     | 0.62  | 22 x 25                       |
| 68                             | SLP680M400A1P3                            | 4.879                | 3.659 | 0.50                                     | 0.74  | 22 x 25                       |
| 82                             | SLP820M400A1P3                            | 4.046                | 3.035 | 0.64                                     | 0.94  | 22 x 25                       |
| 100                            | SLP101M400A3P3                            | 3.317                | 2.488 | 0.70                                     | 1.03  | 22 x 30                       |
| 100                            | SLP101M400C1P3                            | 3.317                | 2.488 | 0.70                                     | 1.03  | 25 x 25                       |
| 120                            | SLP121M400A5P3                            | 2.765                | 2.074 | 0.75                                     | 1.10  | 22 x 35                       |
| 120                            | SLP121M400C3P3                            | 2.765                | 2.074 | 0.75                                     | 1.10  | 25 x 30                       |
| 150                            | SLP151M400A7P3                            | 2.212                | 1.659 | 0.88                                     | 1.29  | 22 x 40                       |
| 150                            | SLP151M400C5P3                            | 2.212                | 1.659 | 0.89                                     | 1.31  | 25 x 35                       |
| 150                            | SLP151M400E1P3                            | 2.212                | 1.659 | 0.88                                     | 1.29  | 30 x 25                       |
| 150                            | SLP151M400C3P3                            | 2.212                | 1.659 | 0.83                                     | 1.22  | 25 x 30                       |
| 180                            | SLP181M400A4P3                            | 1.843                | 1.382 | 0.98                                     | 1.44  | 22 x 45                       |
| 180                            | SLP181M400E3P3                            | 1.843                | 1.382 | 0.98                                     | 1.44  | 30 x 30                       |
| 220                            | SLP221M400A9P3                            | 1.508                | 1.131 | 1.10                                     | 1.62  | 22 x 50                       |
| 220                            | SLP221M400C5P3                            | 1.508                | 1.131 | 1.04                                     | 1.53  | 25 x 35                       |
| 220                            | SLP221M400C7P3                            | 1.508                | 1.131 | 1.10                                     | 1.62  | 25 x 40                       |
| 220                            | SLP221M400E3P3                            | 1.508                | 1.131 | 1.10                                     | 1.62  | 30 x 30                       |
| 220                            | SLP221M400E5P3                            | 1.508                | 1.131 | 1.28                                     | 1.88  | 35 x 35                       |
| 270                            | SLP271M400C9P3                            | 1.229                | 0.922 | 1.29                                     | 1.90  | 25 x 50                       |
| 270                            | SLP271M400E5P3                            | 1.229                | 0.922 | 1.22                                     | 1.79  | 30 x 35                       |
| 270                            | SLP271M400H3P3                            | 1.229                | 0.922 | 1.22                                     | 1.79  | 35 x 30                       |
| 330                            | SLP331M400E4P3                            | 1.005                | 0.754 | 1.55                                     | 2.28  | 30 x 45                       |
| 330                            | SLP331M400H3P3                            | 1.005                | 0.754 | 1.44                                     | 2.12  | 35 x 30                       |
| 330                            | SLP331M400E5P3                            | 1.005                | 0.754 | 1.39                                     | 2.04  | 30 x 35                       |
| 390                            | SLP391M400E4P3                            | 0.851                | 0.638 | 1.60                                     | 2.35  | 30 x 45                       |
| 390                            | SLP391M400H5P3                            | 0.851                | 0.638 | 1.60                                     | 2.35  | 35 x 35                       |
| 470                            | SLP471M400H7P3                            | 0.706                | 0.530 | 1.90                                     | 2.79  | 35 x 40                       |
| 560                            | SLP561M400H4P3                            | 0.592                | 0.444 | 2.12                                     | 3.12  | 35 x 45                       |
| 680                            | SLP681M400H4P3                            | 0.488                | 0.366 | 2.34                                     | 3.44  | 35 x 45                       |
| <b>420 Vdc (470 Vdc Surge)</b> |   |                      |       |  |       |                               |
| 68                             | SLP680M420A1P3                            | 4.879                | 3.659 | 0.55                                     | 0.81  | 22 x 25                       |
| 82                             | SLP820M420A1P3                            | 4.046                | 3.035 | 0.64                                     | 0.94  | 22 x 25                       |
| 82                             | SLP820M420C1P3                            | 4.046                | 3.035 | 0.58                                     | 0.85  | 25 x 25                       |
| 100                            | SLP101M420A3P3                            | 3.317                | 2.488 | 0.70                                     | 1.03  | 22 x 30                       |
| 100                            | SLP101M420C1P3                            | 3.317                | 2.488 | 0.70                                     | 1.03  | 25 x 25                       |
| 120                            | SLP121M420A5P3                            | 2.765                | 2.074 | 0.75                                     | 1.10  | 22 x 35                       |
| 120                            | SLP121M420C3P3                            | 2.765                | 2.074 | 0.75                                     | 1.10  | 25 x 30                       |
| 120                            | SLP121M420E1P3                            | 2.765                | 2.074 | 0.78                                     | 1.15  | 30 x 25                       |
| 150                            | SLP151M420A7P3                            | 2.212                | 1.659 | 0.88                                     | 1.29  | 22 x 40                       |
| 150                            | SLP151M420C5P3                            | 2.212                | 1.659 | 0.88                                     | 1.29  | 25 x 35                       |
| 150                            | SLP151M420E1P3                            | 2.212                | 1.659 | 0.88                                     | 1.29  | 30 x 25                       |
| 180                            | SLP181M420A4P3                            | 1.843                | 1.382 | 0.95                                     | 1.40  | 22 x 45                       |
| 180                            | SLP181M420C7P3                            | 1.843                | 1.382 | 0.97                                     | 1.43  | 25 x 40                       |
| 180                            | SLP181M420E3P3                            | 1.843                | 1.382 | 0.96                                     | 1.41  | 30 x 30                       |
| 180                            | SLP181M420H1P3                            | 1.843                | 1.382 | 0.94                                     | 1.38  | 35 x 25                       |

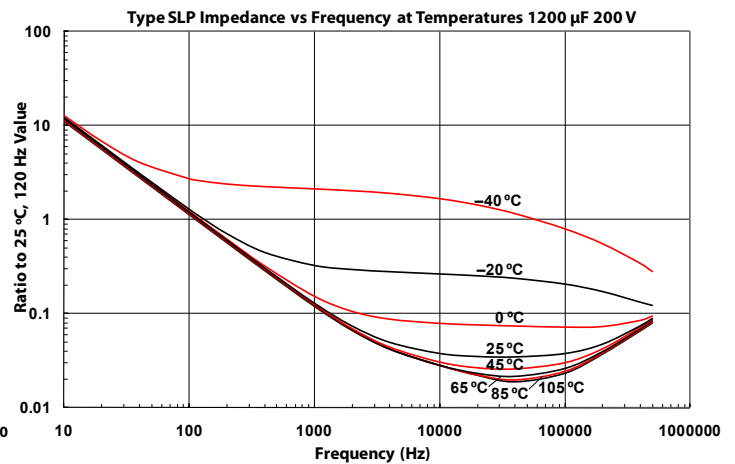
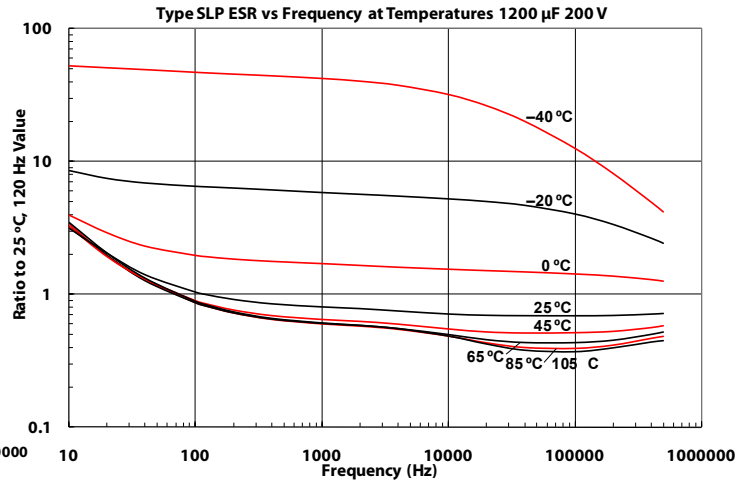
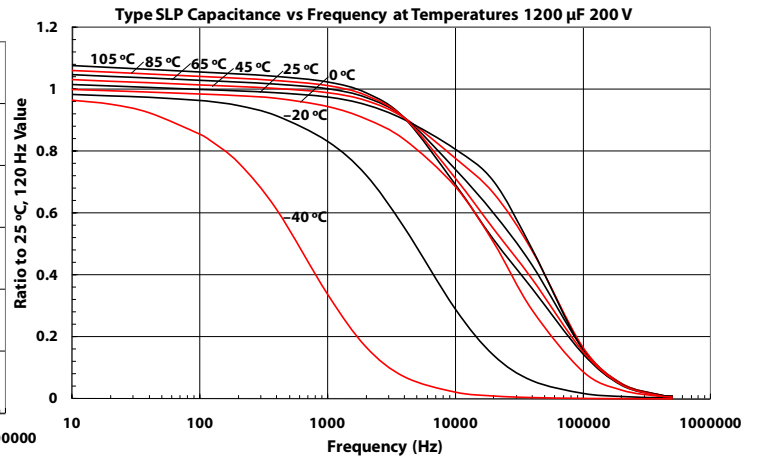
Additional Voltages and Sizes available at [www.cde.com/catalogs/SLP.pdf](http://www.cde.com/catalogs/SLP.pdf)

| Cap<br>(µF)                    | 3000 h @ 105 °C<br>Catalog<br>Part Number | Max 25 °C ESR<br>(Ω) |       | Max 105 °C Ripple<br>(A <sub>rms</sub> ) |       | Nominal<br>Size (DxL)<br>(mm) |
|--------------------------------|---|----------------------|-------|--|-------|-------------------------------|
|                                |   | 120 Hz               | 20kHz | 120 Hz                                   | 20kHz |                               |
| <b>420 Vdc (470 Vdc Surge)</b> |   |                      |       |  |       |                               |
| 220                            | SLP221M420C4P3                            | 1.508                | 1.131 | 1.13                                     | 1.66  | 25 x 45                       |
| 220                            | SLP221M420E5P3                            | 1.508                | 1.131 | 1.10                                     | 1.62  | 30 x 35                       |
| 220                            | SLP221M420H1P3                            | 1.508                | 1.131 | 1.10                                     | 1.62  | 35 x 25                       |
| 270                            | SLP271M420C9P3                            | 1.229                | 0.922 | 1.37                                     | 2.01  | 25 x 50                       |
| 270                            | SLP271M420E7P3                            | 1.229                | 0.922 | 1.25                                     | 1.84  | 30 x 40                       |
| 270                            | SLP271M420H3P3                            | 1.229                | 0.922 | 1.22                                     | 1.79  | 35 x 30                       |
| 330                            | SLP331M420E4P3                            | 1.005                | 0.754 | 1.49                                     | 2.19  | 30 x 45                       |
| 330                            | SLP331M420H5P3                            | 1.005                | 0.754 | 1.45                                     | 2.13  | 35 x 35                       |
| 390                            | SLP391M420E9P3                            | 0.851                | 0.638 | 1.67                                     | 2.45  | 30 x 50                       |
| 390                            | SLP391M420H7P3                            | 0.851                | 0.638 | 1.66                                     | 2.44  | 35 x 40                       |
| 470                            | SLP471M420H4P3                            | 0.706                | 0.530 | 1.90                                     | 2.79  | 35 x 45                       |
| <b>450 Vdc (500 Vdc Surge)</b> |   |                      |       |  |       |                               |
| 47                             | SLP470M450A1P3                            | 7.060                | 5.295 | 0.40                                     | 0.59  | 22 x 25                       |
| 56                             | SLP560M450A1P3                            | 5.924                | 4.443 | 0.50                                     | 0.74  | 22 x 25                       |
| 68                             | SLP680M450A3P3                            | 4.879                | 3.659 | 0.53                                     | 0.78  | 22 x 30                       |
| 68                             | SLP680M450C1P3                            | 4.879                | 3.659 | 0.53                                     | 0.78  | 25 x 25                       |
| 82                             | SLP820M450A3P3                            | 4.046                | 3.035 | 0.64                                     | 0.94  | 22 x 30                       |
| 82                             | SLP820M450C1P3                            | 4.046                | 3.035 | 0.64                                     | 0.94  | 25 x 25                       |
| 100                            | SLP101M450A5P3                            | 3.317                | 2.488 | 0.69                                     | 1.01  | 22 x 35                       |
| 100                            | SLP101M450C3P3                            | 3.317                | 2.488 | 0.69                                     | 1.01  | 25 x 30                       |
| 100                            | SLP101M450E1P3                            | 3.317                | 2.488 | 0.72                                     | 1.06  | 30 x 25                       |
| 100                            | SLP101M450C7P3                            | 3.317                | 2.488 | 0.78                                     | 1.15  | 25 x 40                       |
| 100                            | SLP101M450A3P3                            | 3.317                | 2.488 | 0.65                                     | 0.96  | 22 x 30                       |
| 120                            | SLP121M450A7P3                            | 2.765                | 2.074 | 0.80                                     | 1.18  | 22 x 40                       |
| 120                            | SLP121M450C3P3                            | 2.765                | 2.074 | 0.80                                     | 1.18  | 25 x 30                       |
| 120                            | SLP121M450E1P3                            | 2.765                | 2.074 | 0.80                                     | 1.18  | 30 x 25                       |
| 150                            | SLP151M450A4P3                            | 2.212                | 1.659 | 0.88                                     | 1.29  | 22 x 45                       |
| 150                            | SLP151M450C5P3                            | 2.212                | 1.659 | 0.88                                     | 1.29  | 25 x 35                       |
| 150                            | SLP151M450E3P3                            | 2.212                | 1.659 | 0.88                                     | 1.29  | 30 x 30                       |
| 150                            | SLP151M450C3P3                            | 2.121                | 1.591 | 0.82                                     | 1.21  | 25 x 30                       |
| 180                            | SLP181M450C7P3                            | 1.843                | 1.382 | 1.00                                     | 1.47  | 25 x 40                       |
| 180                            | SLP181M450E3P3                            | 1.843                | 1.382 | 1.00                                     | 1.47  | 30 x 30                       |
| 220                            | SLP221M450C4P3                            | 1.508                | 1.131 | 1.12                                     | 1.65  | 25 x 45                       |
| 220                            | SLP221M450E5P3                            | 1.508                | 1.131 | 1.12                                     | 1.65  | 30 x 35                       |
| 220                            | SLP221M450H3P3                            | 1.508                | 1.131 | 1.12                                     | 1.65  | 35 x 30                       |
| 220                            | SLP221M450E3P3                            | 1.508                | 1.131 | 1.05                                     | 1.54  | 30 x 30                       |
| 270                            | SLP271M450E7P3                            | 1.229                | 0.922 | 1.28                                     | 1.88  | 30 x 40                       |
| 270                            | SLP271M450H5P3                            | 1.229                | 0.922 | 1.28                                     | 1.88  | 35 x 35                       |
| 330                            | SLP331M450E9P3                            | 1.005                | 0.754 | 1.45                                     | 2.13  | 30 x 50                       |
| 330                            | SLP331M450H5P3                            | 1.005                | 0.754 | 1.37                                     | 2.01  | 35 x 35                       |
| 330                            | SLP331M450H7P3                            | 1.005                | 0.754 | 1.45                                     | 2.13  | 35 x 40                       |
| 390                            | SLP391M450H7P3                            | 0.851                | 0.638 | 1.55                                     | 2.28  | 35 x 40                       |
| 470                            | SLP471M450H4P3                            | 0.706                | 0.530 | 1.77                                     | 2.60  | 35 x 45                       |
| 470                            | SLP471M450H9P3                            | 0.706                | 0.530 | 1.85                                     | 2.72  | 35 x 50                       |
| 560                            | SLP561M450H9P3                            | 0.590                | 0.443 | 2.00                                     | 2.94  | 35 x 50                       |

# Type SLP 105 °C Snap-In Aluminum Electrolytic

## Best Value 105 °C Snap-In Type

### Typical Performance Curves







Компания «ЭлектроПласт» предлагает заключение долгосрочных отношений при поставках импортных электронных компонентов на взаимовыгодных условиях!

Наши преимущества:

- Оперативные поставки широкого спектра электронных компонентов отечественного и импортного производства напрямую от производителей и с крупнейших мировых складов;
- Поставка более 17-ти миллионов наименований электронных компонентов;
- Поставка сложных, дефицитных, либо снятых с производства позиций;
- Оперативные сроки поставки под заказ (от 5 рабочих дней);
- Экспресс доставка в любую точку России;
- Техническая поддержка проекта, помощь в подборе аналогов, поставка прототипов;
- Система менеджмента качества сертифицирована по Международному стандарту ISO 9001;
- Лицензия ФСБ на осуществление работ с использованием сведений, составляющих государственную тайну;
- Поставка специализированных компонентов (Xilinx, Altera, Analog Devices, Intersil, Interpoint, Microsemi, Aeroflex, Peregrine, Syfer, Eurofarad, Texas Instrument, Miteq, Cobham, E2V, MA-COM, Hittite, Mini-Circuits, General Dynamics и др.);

Помимо этого, одним из направлений компании «ЭлектроПласт» является направление «Источники питания». Мы предлагаем Вам помощь Конструкторского отдела:

- Подбор оптимального решения, техническое обоснование при выборе компонента;
- Подбор аналогов;
- Консультации по применению компонента;
- Поставка образцов и прототипов;
- Техническая поддержка проекта;
- Защита от снятия компонента с производства.



#### Как с нами связаться

**Телефон:** 8 (812) 309 58 32 (многоканальный)

**Факс:** 8 (812) 320-02-42

**Электронная почта:** [org@eplast1.ru](mailto:org@eplast1.ru)

**Адрес:** 198099, г. Санкт-Петербург, ул. Калинина, дом 2, корпус 4, литера А.