

1.5SMC6.8A
THRU
1.5SMC220A



**SURFACE MOUNT SILICON
UNI-DIRECTIONAL
GLASS PASSIVATED JUNCTION
TRANSIENT VOLTAGE SUPPRESSORS
1500 WATT, 6.8 THRU 220 VOLT**



www.centrasemi.com


DESCRIPTION:

The CENTRAL SEMICONDUCTOR 1.5SMC6.8A series devices are surface mount uni-directional glass passivated junction Transient Voltage Suppressors designed to protect voltage sensitive components from high voltage transients.

THIS DEVICE IS MANUFACTURED WITH A GLASS PASSIVATED CHIP FOR OPTIMUM RELIABILITY.

Note: For bi-directional devices, please refer to the 1.5SMC6.8CA series data sheet.

MARKING CODE: SEE ELECTRICAL CHARACTERISTICS TABLE



• This series is UL listed, UL file number E130224

MAXIMUM RATINGS: ($T_A=25^\circ\text{C}$ unless otherwise noted)

Peak Power Dissipation (Note 1)
Peak Forward Surge Current (JEDEC Method)
Operating and Storage Junction Temperature

SYMBOL

P_{PK} 1500
 I_{FSM} 200
 T_J, T_{stg} -65 to +150

UNITS

W
A
 $^\circ\text{C}$

ELECTRICAL CHARACTERISTICS: ($T_A=25^\circ\text{C}$ unless otherwise noted)

TYPE	BREAKDOWN VOLTAGE			TEST CURRENT I_T	WORKING PEAK REVERSE VOLTAGE V_{RWM}	MAXIMUM REVERSE LEAKAGE CURRENT $I_R @ V_{RWM}$	MAXIMUM REVERSE SURGE CURRENT (Note 1) I_{RSM}	MAXIMUM REVERSE VOLTAGE $V_{RSM} @ I_{RSM}$	MAXIMUM TEMPERATURE COEFFICIENT $\theta_{V_{BR}}$	MARKING CODE
	$V_{BR} @ I_T$									
	MIN V	NOM V	MAX V	mA	V	μA	A	V	% / $^\circ\text{C}$	
1.5SMC6.8A	6.45	6.8	7.14	10	5.8	1000	143	10.5	0.057	C6V8A
1.5SMC7.5A	7.13	7.5	7.88	10	6.4	500	132	11.3	0.061	C7V5A
1.5SMC8.2A	7.79	8.2	8.61	10	7.02	200	124	12.1	0.065	C8V2A
1.5SMC9.1A	8.65	9.1	9.55	1.0	7.78	50	112	13.4	0.068	C9V1A
1.5SMC10A	9.5	10	10.5	1.0	8.55	10	103	14.5	0.073	C10A
1.5SMC11A	10.5	11	11.6	1.0	9.4	5	96	15.6	0.075	C11A
1.5SMC12A	11.4	12	12.6	1.0	10.2	5	90	16.7	0.078	C12A
1.5SMC13A	12.4	13	13.7	1.0	11.1	5	82	18.2	0.081	C13A
1.5SMC15A	14.3	15	15.8	1.0	12.8	5	71	21.2	0.084	C15A
1.5SMC16A	15.2	16	16.8	1.0	13.6	5	67	22.5	0.086	C16A
1.5SMC18A	17.1	18	18.9	1.0	15.3	5	59.5	25.2	0.088	C18A
1.5SMC20A	19.0	20	21.0	1.0	17.1	5	54	27.7	0.090	C20A
1.5SMC22A	20.9	22	23.1	1.0	18.8	5	49	30.6	0.092	C22A
1.5SMC24A	22.8	24	25.2	1.0	20.5	5	45	33.2	0.094	C24A
1.5SMC27A	25.7	27	28.4	1.0	23.1	5	40	37.5	0.096	C27A
1.5SMC30A	28.5	30	31.5	1.0	25.6	5	36	41.4	0.097	C30A
1.5SMC33A	31.4	33	34.7	1.0	28.2	5	33	45.7	0.098	C33A
1.5SMC36A	34.2	36	37.8	1.0	30.8	5	30	49.9	0.099	C36A
1.5SMC39A	37.1	39	41	1.0	33.3	5	28	53.9	0.100	C39A

Notes: (1) Non-repetitive 10x1,000 μs pulse.

R7 (11-September 2013)

1.5SMC6.8A
THRU
1.5SMC220A



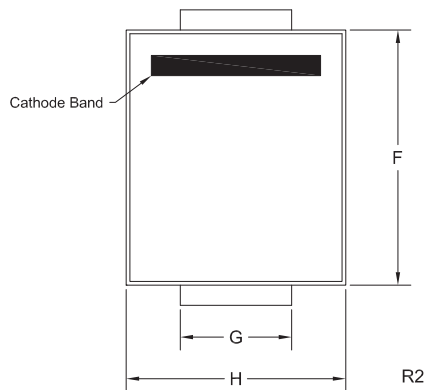
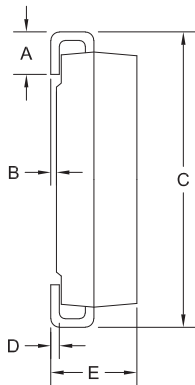
**SURFACE MOUNT SILICON
UNI-DIRECTIONAL
GLASS PASSIVATED JUNCTION
TRANSIENT VOLTAGE SUPPRESSORS
1500 WATT, 6.8 THRU 220 VOLT**



ELECTRICAL CHARACTERISTICS - Continued: ($T_A=25^\circ\text{C}$ unless otherwise noted)

TYPE	BREAKDOWN VOLTAGE			TEST CURRENT	WORKING PEAK REVERSE VOLTAGE	MAXIMUM REVERSE LEAKAGE CURRENT	MAXIMUM REVERSE SURGE CURRENT (Note 1)	MAXIMUM REVERSE VOLTAGE	MAXIMUM TEMPERATURE COEFFICIENT	MARKING CODE
	$V_{BR} @ I_T$									
	MIN V	NOM V	MAX V	I_T mA	V_{RWM} V	$I_R @ V_{RWM}$ μA	I_{RSM} A	$V_{RSM} @ I_{RSM}$ V	θV_{BR} %/°C	
1.5SMC43A	40.9	43	45.2	1.0	36.8	5	25.3	59.3	0.101	C43A
1.5SMC47A	44.7	47	49.4	1.0	40.2	5	23.2	64.8	0.101	C47A
1.5SMC51A	48.5	51	53.6	1.0	43.6	5	21.4	70.1	0.102	C51A
1.5SMC56A	53.2	56	58.8	1.0	47.8	5	19.5	77	0.103	C56A
1.5SMC62A	58.9	62	65.1	1.0	53.0	5	17.7	85	0.104	C62A
1.5SMC68A	64.6	68	71.4	1.0	58.1	5	16.3	92	0.104	C68A
1.5SMC75A	71.3	75	78.8	1.0	64.1	5	14.6	103	0.105	C75A
1.5SMC82A	77.9	82	86.1	1.0	70.1	5	13.3	113	0.105	C82A
1.5SMC91A	86.5	91	95.5	1.0	77.8	5	12	125	0.106	C91A
1.5SMC100A	95.0	100	105	1.0	85.5	5	11	137	0.106	C100A
1.5SMC110A	104.5	110	115.5	1.0	94.0	5	9.9	152	0.107	C110A
1.5SMC120A	114	120	126	1.0	102	5	9.1	165	0.107	C120A
1.5SMC130A	123.5	130	136.5	1.0	111	5	8.4	179	0.107	C130A
1.5SMC150A	142.5	150	157.5	1.0	128	5	7.2	207	0.108	C150A
1.5SMC160A	152	160	168	1.0	136	5	6.8	219	0.108	C160A
1.5SMC170A	161.5	170	178.5	1.0	145	5	6.4	234	0.108	C170A
1.5SMC180A	171	180	189	1.0	154	5	6.1	246	0.108	C180A
1.5SMC200A	190	200	210	1.0	171	5	5.5	274	0.108	C200A
1.5SMC220A	209	220	231	1.0	185	5	4.6	328	0.108	C220A

SMC CASE - MECHANICAL OUTLINE



SYMBOL	INCHES		MILLIMETERS	
	MIN	MAX	MIN	MAX
A	0.030	0.060	0.76	1.52
B	0.002	0.008	0.05	0.20
C	0.305	0.320	7.75	8.13
D	0.006	0.012	0.15	0.31
E	0.079	0.103	2.00	2.62
F	0.260	0.280	6.60	7.11
G	0.108	0.128	2.75	3.25
H	0.220	0.245	5.59	6.22

SMC (REV: R2)

R7 (11-September 2013)

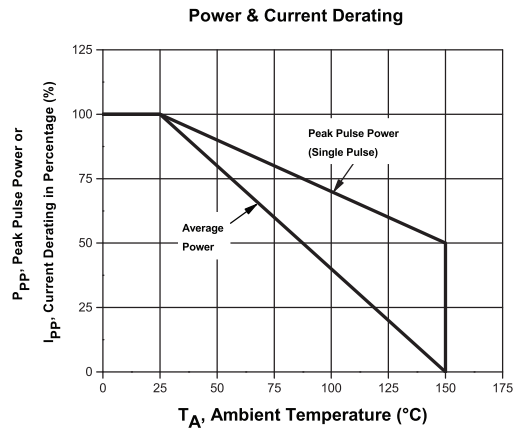
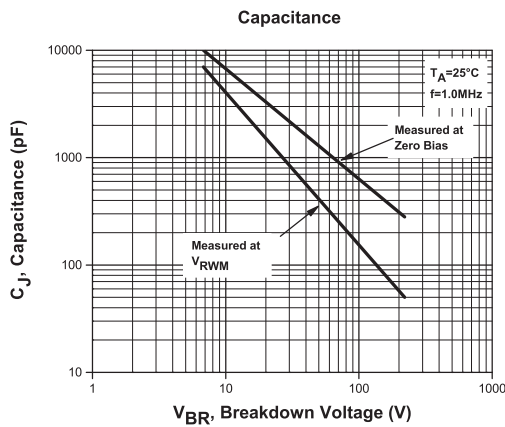
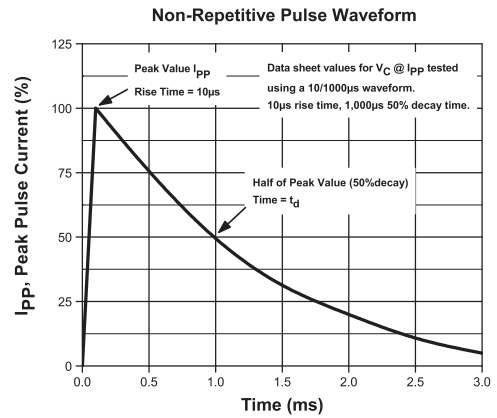
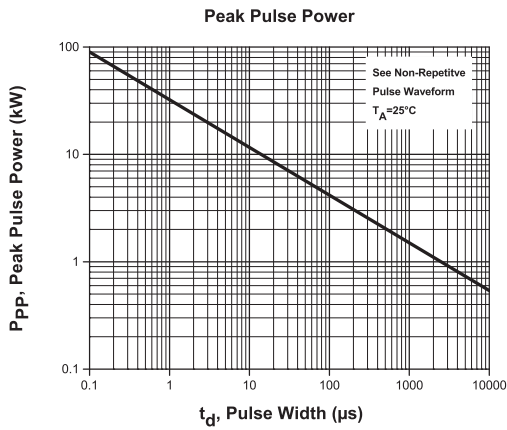
1.5SMC6.8A
THRU
1.5SMC220A



SURFACE MOUNT SILICON
UNI-DIRECTIONAL
GLASS PASSIVATED JUNCTION
TRANSIENT VOLTAGE SUPPRESSORS
1500 WATT, 6.8 THRU 220 VOLT



TYPICAL ELECTRICAL CHARACTERISTICS



R7 (11-September 2013)

OUTSTANDING SUPPORT AND SUPERIOR SERVICES



PRODUCT SUPPORT

Central's operations team provides the highest level of support to insure product is delivered on-time.

- Supply management (Customer portals)
- Inventory bonding
- Consolidated shipping options
- Custom bar coding for shipments
- Custom product packing

DESIGNER SUPPORT/SERVICES

Central's applications engineering team is ready to discuss your design challenges. Just ask.

- Free quick ship samples (2nd day air)
- Online technical data and parametric search
- SPICE models
- Custom electrical curves
- Environmental regulation compliance
- Customer specific screening
- Up-screening capabilities
- Special wafer diffusions
- PbSn plating options
- Package details
- Application notes
- Application and design sample kits
- Custom product and package development

CONTACT US

Corporate Headquarters & Customer Support Team

Central Semiconductor Corp.
145 Adams Avenue
Hauppauge, NY 11788 USA
Main Tel: (631) 435-1110
Main Fax: (631) 435-1824
Support Team Fax: (631) 435-3388
www.centrasemi.com

Worldwide Field Representatives:
www.centrasemi.com/wwreps

Worldwide Distributors:
www.centrasemi.com/wwdistributors

For the latest version of Central Semiconductor's **LIMITATIONS AND DAMAGES DISCLAIMER**, which is part of Central's Standard Terms and Conditions of sale, visit: www.centrasemi.com/terms



Компания «ЭлектроПласт» предлагает заключение долгосрочных отношений при поставках импортных электронных компонентов на взаимовыгодных условиях!

Наши преимущества:

- Оперативные поставки широкого спектра электронных компонентов отечественного и импортного производства напрямую от производителей и с крупнейших мировых складов;
- Поставка более 17-ти миллионов наименований электронных компонентов;
- Поставка сложных, дефицитных, либо снятых с производства позиций;
- Оперативные сроки поставки под заказ (от 5 рабочих дней);
- Экспресс доставка в любую точку России;
- Техническая поддержка проекта, помощь в подборе аналогов, поставка прототипов;
- Система менеджмента качества сертифицирована по Международному стандарту ISO 9001;
- Лицензия ФСБ на осуществление работ с использованием сведений, составляющих государственную тайну;
- Поставка специализированных компонентов (Xilinx, Altera, Analog Devices, Intersil, Interpoint, Microsemi, Aeroflex, Peregrine, Syfer, Eurofarad, Texas Instrument, Miteq, Cobham, E2V, MA-COM, Hittite, Mini-Circuits, General Dynamics и др.);

Помимо этого, одним из направлений компании «ЭлектроПласт» является направление «Источники питания». Мы предлагаем Вам помощь Конструкторского отдела:

- Подбор оптимального решения, техническое обоснование при выборе компонента;
- Подбор аналогов;
- Консультации по применению компонента;
- Поставка образцов и прототипов;
- Техническая поддержка проекта;
- Защита от снятия компонента с производства.



Как с нами связаться

Телефон: 8 (812) 309 58 32 (многоканальный)

Факс: 8 (812) 320-02-42

Электронная почта: org@eplast1.ru

Адрес: 198099, г. Санкт-Петербург, ул. Калинина, дом 2, корпус 4, литера А.