


Type ESRD Solid Polymer Aluminum SMT Capacitors

Filtering power of 3 or more tantalum chips and 50 year life

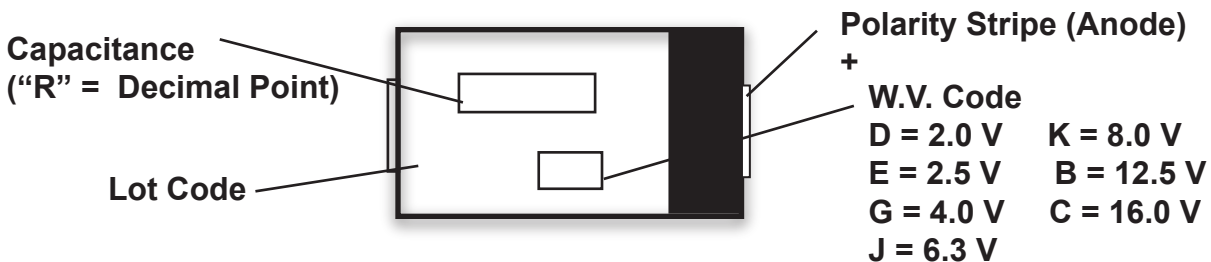


Solid Polymer Aluminum capacitors combine the high capacitance capability of an electrolytic component with the high frequency performance of film capacitors. When the need for low impedance at high frequency is critical for your design, one ESRD chip is capable of replacing several liquid electrolyte aluminum or tantalum capacitors connected in parallel. This is due to the ultra-low ESR which results in significantly lower impedance than either aluminum or tantalum capacitors at frequencies of 100 kHz and above. There is no longer a need to stack capacitors to lower the impedance at high frequency. The low ESR and high capacitance make them ideal for bypassing high frequency noise, and for switching frequency filtering in DC/DC conversion. ESRD capacitors are packaged in a molded resin case with the same footprint (7.3 x 4.3 mm) as the industry standard tantalum “D” and “E” case sizes. The solid electrolyte results in a capacitor with stable impedance and equivalent series resistance over the entire operating temperature range and they have more than twice the ripple current handling capability of tantalum capacitors. In addition, the solid electrolyte delivers a typical expected operating life of more than 50 years, and it is ignition free.

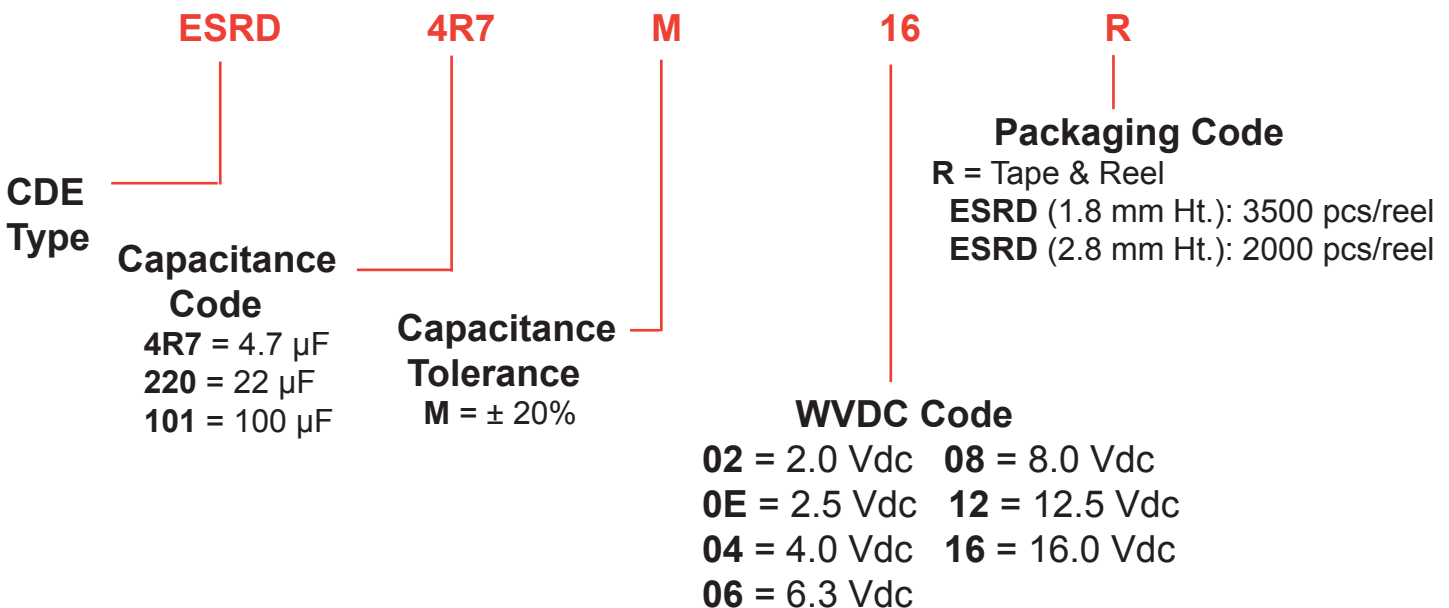
Applications

- Motherboard By-Pass
- Switching Supply Input/Output Filters
- Power Supply Decoupling
- High Frequency Noise Reduction
- Laptop LCD Displays
- Automotive Digital Equipment
- Portable Electronic Equipment

Markings



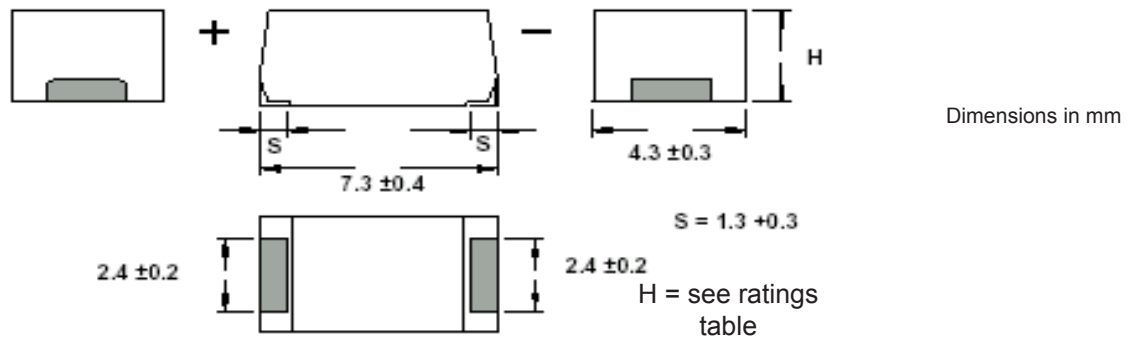
Ordering Information



Type ESRD Solid Polymer Aluminum SMT Capacitors

High Voltage

Outline Drawing



Ratings

Capacitance (μF)	Catalog Part Number (Tape & Reel)	Maximum E.S.R 100 kHz/20 °C (Ω)	Maximum ¹ Ripple Current 100 kHz/105 °C (Amps)	Case Height H (mm)
2.0 Vdc				
100	ESRD101M02R	0.018	2.5	1.8 \pm 0.1
120	ESRD121M02XR	0.015	2.7	1.8 \pm 0.1
180	ESRD181M02R	0.015	3.0	2.8 \pm 0.2
220	ESRD221M02R	0.015	3.0	2.8 \pm 0.2
270	ESRD271M02XR	0.012	3.3	2.8 \pm 0.2
2.5 Vdc				
82	ESRD820M0ER	0.018	2.5	1.8 \pm 0.1
100	ESRD101M0EXR	0.015	2.7	1.8 \pm 0.1
150	ESRD151M0ER	0.015	3.0	2.8 \pm 0.2
180	ESRD181M0ER	0.015	3.0	2.8 \pm 0.2
220	ESRD221M0EXR	0.012	3.3	2.8 \pm 0.2
4.0 Vdc				
56	ESRD560M04R	0.018	2.5	1.8 \pm 0.1
82	ESRD820M04XR	0.015	2.7	1.8 \pm 0.1
120	ESRD121M04R	0.015	3.0	2.8 \pm 0.2
150	ESRD151M04XR	0.012	3.3	2.8 \pm 0.2
6.3 Vdc				
10	ESRD100M06R	0.055	1.4	1.8 \pm 0.1
22	ESRD220M06R	0.040	1.6	1.8 \pm 0.1
33	ESRD330M06R	0.028	2.0	1.8 \pm 0.1
47	ESRD470M06R	0.018	2.5	1.8 \pm 0.1
68	ESRD680M06XR	0.015	2.7	1.8 \pm 0.1
100	ESRD101M06R	0.015	3.0	2.8 \pm 0.2
120	ESRD121M06XR	0.012	3.3	2.8 \pm 0.2
8.0 Vdc				
8.2	ESRD8R2M08R	0.055	1.4	1.8 \pm 0.1
15	ESRD150M08R	0.040	1.6	1.8 \pm 0.1
22	ESRD220M08R	0.028	2.0	1.8 \pm 0.1
33	ESRD330M08R	0.018	2.5	1.8 \pm 0.1
68	ESRD680M08R	0.015	3.0	2.8 \pm 0.2
12.5 Vdc				
4.7	ESRD4R7M12R	0.080	1.0	1.8 \pm 0.1
10	ESRD100M12R	0.060	1.0	1.8 \pm 0.1
15	ESRD150M12R	0.050	1.3	1.8 \pm 0.1
22	ESRD220M12R	0.030	1.6	1.8 \pm 0.1
16.0 Vdc				
2.2	ESRD2R2M16R	0.110	1.0	1.8 \pm 0.1
4.7	ESRD4R7M16R	0.080	1.0	1.8 \pm 0.1
6.8	ESRD6R8M16R	0.070	1.0	1.8 \pm 0.1
8.2	ESRD8R2M16R	0.045	1.3	1.8 \pm 0.1

Specifications

Operating Temperature Range:

–55 °C to +105 °C, at 100% rated voltage

Surge Voltage:

125% of the rated working Vdc

Capacitance Range:

2.2 µF to 270 µF

Capacitance Tolerance:

±20% at 120 Hz and +20 °C

DC Leakage Current (DCL):

After a two minute application of the rated working voltage at +20 °C:

2V — 4V: $I \leq 0.06CV$

6.3V — 16V: $I \leq 0.04CV$ or 3 µA
(whichever greater)

Dissipation Factor (DF):

The ratio of the capacitor's equivalent series resistance to its reactance at 120Hz and +20 °C ESRD (1.8 mm ht.): DF is 0.06 Max.
ESRD (2.8 mm ht.): DF is 0.10 Max.

Resistance to Soldering Heat:

Heat the capacitors at 235 °C in an oven for 200 seconds. The capacitors will meet the following limits after stabilizing at 20 °C:

$\Delta C = \pm 10\%$ of the initial measured value

$DF \leq$ the initial specified value

$DCL \leq$ the initial specified value

Vibration:

No abnormal change shall occur to capacitors that have been soldered (and attached) to a board when subjected to a vibration of 1.5 mm amplitude that is varied from 10 Hz to 2000 Hz in 20 min. cycles. The test duration is 2 hours for each right angle direction (total 6 hours). Capacitance is monitored during the last cycle of the test for stability.

Moisture Resistance:

After 500 hours storage at +60 °C and 90% to 95% RH without load, the capacitor will meet the following limits:

$\Delta C = +70\%/-20\%$ of the initial measured value (2.0 Vdc, 2.5 Vdc),

+60%/-20% of the initial measured value (4.0 Vdc),

+50%/-20% of the initial measured value (6.3 Vdc),

+40%/-20% of the initial measured value (all other voltages)

$DF \leq$ two times the initial specified value

$DCL \leq$ the initial specified value

Life Test:

Apply rated DC working voltage at 105 °C for 1000 hours, and then stabilize them to +20 °C. Capacitors will meet the following limits:

$\Delta C = \pm 10\%$ of the initial measured value

$DF \leq$ the initial specified value

$DCL \leq$ the initial specified value

Shelf Life Test:

Shelf life is typically 5 to 10 years. Accelerated test: after 500 hours at 105 °C, capacitors will meet the following limits after stabilization at 20 °C:

$\Delta C = \pm 10\%$ of the initial measured value

$DF \leq$ the initial specified value

$DCL \leq$ the initial specified value

Shear Test:

No damage shall be visible after subjecting a mounted capacitor to a side force of 5 N for 10 seconds

(For more information on this product please see the Solid Polymer Aluminum Capacitors Application Guide)



Компания «ЭлектроПласт» предлагает заключение долгосрочных отношений при поставках импортных электронных компонентов на взаимовыгодных условиях!

Наши преимущества:

- Оперативные поставки широкого спектра электронных компонентов отечественного и импортного производства напрямую от производителей и с крупнейших мировых складов;
- Поставка более 17-ти миллионов наименований электронных компонентов;
- Поставка сложных, дефицитных, либо снятых с производства позиций;
- Оперативные сроки поставки под заказ (от 5 рабочих дней);
- Экспресс доставка в любую точку России;
- Техническая поддержка проекта, помощь в подборе аналогов, поставка прототипов;
- Система менеджмента качества сертифицирована по Международному стандарту ISO 9001;
- Лицензия ФСБ на осуществление работ с использованием сведений, составляющих государственную тайну;
- Поставка специализированных компонентов (Xilinx, Altera, Analog Devices, Intersil, Interpoint, Microsemi, Aeroflex, Peregrine, Syfer, Eurofarad, Texas Instrument, Miteq, Cobham, E2V, MA-COM, Hittite, Mini-Circuits, General Dynamics и др.);

Помимо этого, одним из направлений компании «ЭлектроПласт» является направление «Источники питания». Мы предлагаем Вам помощь Конструкторского отдела:

- Подбор оптимального решения, техническое обоснование при выборе компонента;
- Подбор аналогов;
- Консультации по применению компонента;
- Поставка образцов и прототипов;
- Техническая поддержка проекта;
- Защита от снятия компонента с производства.



Как с нами связаться

Телефон: 8 (812) 309 58 32 (многоканальный)

Факс: 8 (812) 320-02-42

Электронная почта: org@eplast1.ru

Адрес: 198099, г. Санкт-Петербург, ул. Калинина, дом 2, корпус 4, литера А.