

50 Ohm Transmission and Computer Cable


RG-188A/U, RG-174/U and RG-58/U Type

Description	Part No.	UL NEC/ C(UL) CEC Type	Standard Lengths		Standard Unit Weight		Conductor (stranding) Diameter Nom. DCR	Nominal Core OD		Shielding Materials Nom. DCR	Nominal OD		Nom. Imp. (Ω)	Nom. Vel. of Prop.	Nominal Capacitance		Nominal Attenuation		
			Ft.	m	Lbs.	kg		Inch	mm		Inch	mm			pF/Ft.	pF/m	MHz	dB/100 Ft.	dB/100m

RG-174/U Type • 26 AWG Stranded (7x34) .019" Bare Copper-covered Steel Conductor • Tinned Copper Braid Shield (90% Coverage)

Polyethylene Insulation • Black PVC Jacket


UL AWM Style 1354 (30V 75°C)	8216	—	100	30.5	1.1	.5	26 AWG (7x34)	.060	1.52	TC Braid	.110	2.79	50	66%	30.8	101.0	1	1.9	6.2
			500	152.4	5.0	2.3				90% Shield							10	3.3	10.8
			1000††	304.8	9.0	4.1	.019"			Coverage							50	5.8	19.0
							BCCS			10.7Ω/M'							100	8.4	27.6
							97.0Ω/M'			35.1Ω/km							200	12.5	41.0
							318.2Ω/km										400	19.0	62.3
																	700	27.0	88.6
																	900	31.0	101.7
																	1000	34.0	111.5



RG-188A/U Type • 26 AWG Stranded (7x34) .020" Silver-plated Copper-covered Steel Conductor • SPC Braid Shield (96% Coverage)

TFE Teflon® Insulation • White TFE Tape Jacket

200°C VW-1	83269	—	100†	30.5	2.0	.9	26 AWG (7x34)	.058	1.47	SPC Braid	.098	2.49	50	69.5%	29.0	95.1	1	1.2	3.9
			500†	152.4	6.5	2.9	.020"			96% Shield							10	2.7	8.9
			1000†	304.8	12.0	5.5				Coverage							50	5.6	18.4
							SCCCS			8.5Ω/M'							100	8.3	27.2
							91.2Ω/M'			27.9Ω/km							200	12.0	39.4
							299.2Ω/km										400	17.5	57.4
																	700	23.7	77.8
																	900	27.3	89.6
																	1000	29.0	95.1




MIL-C-17D

RG-58/U Type • 20 AWG Solid .033" Bare Copper Conductor • Bare Copper Braid Shield (78% Coverage)

Polyethylene Insulation • Black PVC Jacket


80°C	9201	—	U-500	U-152.4	13.0	5.9	20 AWG (solid)	.116	2.95	BC Braid	.193	4.90	51.5	66%	28.5	93.5	1	.3	1.1
			500	152.4	11.5	5.2	.033"			78% Shield							10	1.1	3.6
			U-1000	U-304.8	25.0	11.4				Coverage							50	2.5	8.2
			1000	304.8	23.0	10.4	BC			5.5Ω/M'							100	3.8	12.5
							10.0Ω/M'			18.0Ω/km							200	5.6	18.4
							33.1Ω/km										400	8.4	27.6
																	700	11.7	38.4
																	900	13.7	44.9
																	1000	14.5	47.6



RG-58/U Type • 20 AWG Solid .033" Bare Copper Conductor • Duobond® II + Tinned Copper Braid Shield (55% Coverage)

Polyethylene Insulation • Black PVC Jacket

UL AWM Style 1354 (30V 60°C)	9310**	—	500	152.4	10.5	4.8	20 AWG (solid)	.114	2.90	Duobond II* + 55%	.193	4.90	50	66%	30.8	101.0	1	.5	1.5
			U-1000	U-304.8	22.0	10.0	.033"			TC Braid							10	1.4	4.6
			1000	304.8	21.0	9.5				Coverage							50	2.8	9.2
							BC			8.0Ω/M'							100	3.8	12.5
							9.4Ω/M'			24.4Ω/km							200	5.4	17.7
							28.6Ω/km										400	7.9	25.9
																	700	11.1	36.4
																	900	12.8	42.0
																	1000	13.9	45.6



BC = Bare Copper • BCCS = Bare Copper-covered Steel • DCR = DC Resistance • SCCCS = Silver-coated Copper-covered Steel • SPC = Silver-plated Copper • TC = Tinned Copper • TFE = Tetra Fluoroethylene
 Contact the Belden Customer Service Department for a Comprehensive Connector Cross Reference. **1-800-BELDEN-1**. Request quotations of RG/U cables not listed.

*Duobond II = Bonded Duofoil® (100% coverage) + aluminum braid (67% coverage).
 **See Belden's website, www.belden.com, for connector information.
 † May contain more than one piece, min. length of any one piece is 25 ft.
 †† May contain more than one piece, min. length of any one piece is 100 ft. Length may vary ±10% from length shown.

Teflon is a DuPont trademark.



For more information, contact Belden Technical Support: **1-800-BELDEN-1** • www.belden.com

50 Ohm Transmission and Computer Cable

RG-58A/U Type

Description	Part No.	UL NEC/ C(UL) CEC Type	Standard Lengths		Standard Unit Weight		Conductor (stranding) Diameter Nom. DCR	Nominal Core OD		Shielding Materials Nom. DCR	Nominal OD		Nom. Imp. (Ω)	Nom. Vel. of Prop.	Nominal Capacitance		Nominal Attenuation		
			Ft.	m	Lbs.	kg		Inch	mm		Inch	mm			pF/Ft.	pF/m	MHz	dB/100 Ft.	dB/100m

RG-58A/U Type • 20 AWG Stranded (19x32) .037" Tinned Copper Conductor • Tinned Copper Braid Shield (96% Coverage)

Foam Polyethylene Insulation • Black or White PVC Jacket																			
UL AWM	8219	NEC:	U-500	U-152.4	13.5	6.1	20 AWG	.114	2.90	TC Braid	.194	4.93	53.5	73%	26.5	86.9	1	.4	1.2
Style 1354		CM	500 [▲]	152.4	13.0	6.0	(19x32)			96% Shield							10	1.3	4.3
(30V 80°C)		CEC:	U-1000 [▲]	U-304.8	27.0	12.3	.037"			Coverage							50	3.1	10.2
		CM	1000	304.8	26.0	11.8	TC			4.1Ω/M'							100	4.5	14.8
							8.8Ω/M'			13.4Ω/km							200	6.6	21.7
						28.9Ω/km										400	10.0	32.8	
																700	14.2	46.6	
																900	16.6	54.5	
																1000	18.1	59.4	

P-MSHA • SC-182/5**

*500 ft. and U-1000 ft. put-ups available in Black only. Black jacket suitable for Aerial (when supported by a messenger) and Outdoor applications.

RG-58A/U Type • 20 AWG Stranded (19x32) .037" Tinned Copper Conductor • Duobond® II* + Tinned Copper Braid Shield (55% Coverage)

Foam Polyethylene Insulation • Black PVC Jacket																			
UL AWM	9311**	NEC:	500	152.4	10.5	4.8	20 AWG	.114	2.90	Duobond II*	.193	4.90	52	75%	26.0	85.3	1	.5	1.6
Style 1354		CM	U-1000	U-304.8	23.0	10.5	(19x32)			+ 55% TC							10	1.5	4.9
(30V 80°C)		CEC:	1000	304.8	21.0	9.5	.037"			Braid							50	2.9	9.5
		CM					TC			17.0Ω/M'							100	4.0	13.1
							8.8Ω/M'			55.8Ω/km							200	5.7	18.7
						28.9Ω/km										400	8.5	27.9	
																700	12.2	40.0	
																900	14.5	47.6	
																1000	15.8	51.8	

RG-58A/U Type • 20 AWG Stranded (19x33) .035" Tinned Copper Conductor • Tinned Copper Braid Shield (95% Coverage)

Polyethylene Insulation • Black PVC Jacket																			
75°C	8259	—	100	30.5	3.5	1.6	20 AWG	.116	2.95	TC Braid	.192	4.88	50	66%	30.8	101.0	1	.4	1.4
			U-500	U-152.4	13.5	6.1	(19x33)			95% Shield							10	1.5	4.9
			500	152.4	13.5	6.1	.035"			Coverage							50	3.7	12.1
			U-1000	U-304.8	25.0	11.3	TC			4.1Ω/M'							100	5.4	17.7
			1000	304.8	26.0	11.8	10.8Ω/M'			13.4Ω/km							200	8.1	26.6
						35.4Ω/km										400	12.4	40.7	
																700	17.7	58.1	
																900	21.1	69.2	
																1000	22.8	74.8	

Suitable for Aerial (when supported by a messenger) and Outdoor applications.

RG-58A/U Type • 20 AWG Solid Bare Copper Conductor • Tinned Copper Braid Shield (95% Coverage)

Polyethylene Insulation • Black PVC Jacket																			
UL AWM	8240	NEC:	100	30.5	3.6	1.6	20 AWG	.116	2.95	TC Braid	.193	4.90	51.5	66%	28.5	93.5	1	.3	1.1
Style 1354		CMX	U-500	U-152.4	14.0	6.4	(solid)			95% Shield							10	1.1	3.6
(30V 80°C)		CEC:	500	152.4	13.0	5.9	.033"			Coverage							50	2.5	8.2
VW-1		CMX	U-1000	U-304.8	27.0	12.3	BC			4.1Ω/M'							100	3.8	12.5
			1000	304.8	26.0	11.8	10.0Ω/M'			13.4Ω/km							200	5.6	18.4
						32.8Ω/km										400	8.4	27.6	
																700	11.7	38.4	
																900	13.7	44.9	
																1000	14.5	47.6	

Suitable for Aerial (when supported by a messenger) and Outdoor applications.

Plenum • FEP Teflon® Insulation • Black FEP Teflon Jacket																			
200°C	88240	NEC:	500 [†]	152.4	12.0	5.4	20 AWG	.107	2.72	TC Braid	.159	4.04	53.5	69.5%	26.4	86.6	1	.5	1.6
		CMP	1000 [†]	304.8	24.0	10.9	(solid)			95% Shield							10	1.2	3.9
		CEC:					.032"			Coverage							50	3.0	9.8
		CMP FT6					BC			6.7Ω/M'							100	4.3	14.2
							10.2Ω/M'			22.0Ω/km							200	6.4	21.0
						33.5Ω/km										400	9.7	31.7	
																700	13.7	45.0	
																900	16.1	52.8	
																1000	17.3	56.6	

Plenum • FEP Teflon Insulation • Natural Flamarrest® Jacket																			
75°C	82240	NEC:	U-500 [†]	U-152.4	13.5	6.1	20 AWG	.107	2.72	TC Braid	.159	4.04	53.5	69.5%	26.4	86.6	1	.5	1.6
		CMP	U-1000 [†]	U-304.8	26.0	11.8	(solid)			95% Shield							10	1.2	3.9
		CEC:	1000 [†]	304.8	24.0	10.9	.032"			Coverage							50	3.0	9.8
		CMP FT6					BC			6.7Ω/M'							100	4.3	14.2
							10.2Ω/M'			22.0Ω/km							200	6.4	21.0
						33.5Ω/km										400	9.7	31.7	
																700	13.7	45.0	
																900	16.1	52.8	
																1000	17.3	56.6	

BC = Bare Copper • DCR = DC Resistance • FEP = Fluorinated Ethylene Propylene • TC = Tinned Copper

*Duobond II = Bonded Duofoil® (100% coverage) + aluminum braid (67% coverage).

**Pennsylvania Department of Environmental Resource and United States Mine Safety and Health Administration certification.

†Spools and/or UnReel® cartons are one piece, but length may vary ±10% from length shown.

Contact the Belden Customer Service Department for a Comprehensive Connector Cross Reference. **1-800-BELDEN-1**. Request quotation of RG/U cables not listed.

See Belden's website, www.belden.com, for connector information.

Teflon is a DuPont trademark.



50 Ohm Transmission and Computer Cable

RG-8X and RG-8/U Type

Description	Part No.	UL NEC/ C(UL) CEC Type	Standard Lengths		Standard Unit Weight		Conductor (stranding) Diameter Nom. DCR	Nominal Core OD		Shielding Materials Nom. DCR	Nominal OD		Nom. Imp. (Ω)	Nom. Vel. of Prop.	Nominal Capacitance		Nominal Attenuation		
			Ft.	m	Lbs.	kg		Inch	mm		Inch	mm			pF/Ft.	pF/m	MHz	dB/ 100 Ft.	dB/ 100m

RG-8X Type • 16 AWG Stranded (19x29) .058" Bare Copper Conductor • Bare Copper Braid Shield (95% Coverage)

Gas-injected FPE Insulation • Black PVC Jacket

UL AWM	9258	NEC:	U-500	U-152.4	20.0	9.1	16 AWG	.155	3.94	BC Braid	.242	6.15	50	82%	24.8	75.6	1	.3	1.0
Style 1354		CM	500	152.4	18.5	8.4	(19x29)			95% Shield							10	.9	3.0
(30V 80°C)		CEC:	U-1000	U-304.8	39.0	17.7	.058"			Coverage							50	2.1	6.9
		CM	1000	304.8	40.0	18.2	BC			3.3Ω/M'							100	3.1	10.2
							4.3Ω/M'			10.8Ω/km							200	4.5	14.8
						14.1Ω/km										400	6.6	21.7	
																700	9.1	29.9	
																900	10.7	35.1	
																1000	11.2	36.7	

*1000 ft. put-up also available in White.
Suitable for Outdoor and Aerial applications.

RG-8/U Type • 13 AWG Stranded (7x21) .085" Bare Copper Conductor • Bare Copper Braid Shield (97% Coverage)

Polyethylene Insulation • Black PVC Jacket

75°C	8237	NEC:	100	30.5	13.6	6.2	13 AWG	.285	7.24	BC Braid	.405	10.29	52	66%	28.5	93.5	1	.2	.5
		CMH	500	152.4	58.0	26.3	(7x21)			97% Shield							10	.6	1.8
		CEC:	1000	304.8	114.0	51.7	.085"			Coverage							50	1.3	4.3
		CMH FT1					BC			1.2Ω/M'							100	1.9	6.2
							1.9Ω/M'			3.9Ω/km							200	2.8	9.2
						6.2Ω/km										400	4.2	13.8	
																700	5.9	19.4	
																900	6.9	22.6	
																1000	7.4	24.3	
																4000	23.2	76.1	

JAN-C-17A
Suitable for Outdoor and Aerial applications.

Polyethylene Insulation • Black Non-contaminating PVC Jacket

UL AWM	9251	NEC:	500	152.4	58.0	26.3	13 AWG	.285	7.24	BC Braid	.405	10.29	52	66%	28.5	93.5	1	.2	.5
Style 1354		CMX	1000	304.8	115.0	52.3	(7x21)			97% Shield							10	.6	1.8
(30V 60°C)		CEC:					.085"			Coverage							50	1.3	4.3
		CMX					BC			1.2Ω/M'							100	1.9	6.2
							1.9Ω/M'			3.9Ω/km							200	2.8	9.2
						6.2Ω/km										400	4.2	13.8	
																700	5.9	19.4	
																900	6.9	22.6	
																1000	7.4	24.3	
																4000	23.2	76.1	

MIL-C-17D

RG-8/U Type • 11 AWG Stranded (7x19) .108" Bare Copper Conductor • Bare Copper Braid Shield (97% Coverage)

Foam Polyethylene Insulation • Black PVC Jacket

UL AWM	8214	NEC:	100	30.5	14.2	6.5	11 AWG	.285	7.24	BC Braid	.403	10.24	50	78%	26	85.3	1	.1	.5
Style 1354		CM	500	152.4	61.0	27.7	(7x19)			97% Shield							10	.5	1.7
(30V 80°C)		CEC:	1000	304.8	121.0	55.0	.108"			Coverage							50	1.2	3.9
		CM					BC			1.1Ω/M'							100	1.7	5.6
							1.2Ω/M'			3.6Ω/km							200	2.6	8.5
						3.9Ω/km										400	3.9	12.8	
																700	5.6	18.4	
																900	6.5	21.3	
																1000	7.0	23.0	
																4000	21.5	70.5	

Suitable for Outdoor and Aerial applications.

BC = Bare Copper • DCR = DC Resistance • FPE = Foam Polyethylene • HDPE = High-density Polyethylene • TC = Tinned Copper


Contact the Belden Customer Service Department for a Comprehensive Connector Cross Reference. 1-800-BELDEN-1. Request quotations of RG/U cables not listed.

50 Ohm Transmission and Computer Cable


RG-8/U Type

Description	Part No.	UL NEC/ C(UL) CEC Type	Standard Lengths		Standard Unit Weight		Conductor (stranding) Diameter Nom. DCR	Nominal Core OD		Shielding Materials Nom. DCR	Nominal OD		Nom. Imp. (Ω)	Nom. Vel. of Prop.	Nominal Capacitance		Nominal Attenuation		
			Ft.	m	Lbs.	kg		Inch	mm		Inch	mm			pF/Ft.	pF/m	MHz	dB/100 Ft.	dB/100m

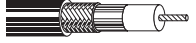
RG-8/U Type • 10 AWG Solid .108" Bare Copper Conductor • Duobond® II + Tinned Copper Braid Shield (90% Coverage)

Semi-solid Polyethylene Insulation • Black PVC Jacket																							
Low Loss 80°C	9913	—	100	30.5	14.2	6.4	10 AWG	.286	7.26	Duobond II*	.405	10.29	50	84%	24.6	80.7	1	.3	1.0				
			250	76.2	31.8	14.4	(solid)			+ 90%								10	.5	1.7			
			500	152.4	57.0	25.9	.108"			TC Braid									50	1.0	3.3		
				1000	304.8	116.0	52.6	BC			1.8Ω/M'									100	1.4	4.6	
								.9Ω/M'			5.9Ω/km										200	1.8	6.0
								3.0Ω/km													400	2.6	8.5
																		700	3.6	11.8			
																		900	4.1	13.5			
																		1000	4.4	14.4			
																		4000	9.5	31.1			

Suitable for Outdoor and Aerial applications.


Plenum • Semi-solid FEP Insulation • Black Fluorocopolymer Jacket																							
150°C	89913	NEC: CMP CEC: CMP FT6	500†	152.4	63.0	28.6	10 AWG	.295	7.49	Duobond II*	.364	9.25	50	83%	25.0	82.0	1	.1	.3				
			1000†	304.8	128.0	58.2	(solid)			+ 90%									10	.4	1.3		
							.108"			TC Braid										50	1.0	3.3	
							BC			1.8Ω/M'										100	1.6	5.2	
								.9Ω/M'			5.9Ω/km										200	2.3	7.5
								3.0Ω/km													400	3.4	11.1
																		700	5.0	16.4			
																		900	6.0	19.7			
																		1000	6.9	22.6			
																		4000	17.0	55.8			

RG-8/U Type • 10 AWG Stranded (7x19) .108" Bare Copper Conductor • Duobond II + Tinned Copper Braid Shield (95% Coverage)

Gas-injected Foam HDPE Insulation • Matte Black Belflex® Jacket																							
Low Loss 80°C	9913F7	—	100	30.5	12.5	5.7	10 AWG	.285	7.24	Duobond II*	.405	10.29	52	85%	22.5	80.7	1	.4	1.3				
			250	76.2	27.8	12.6	(7x19)			+ 95% TC									10	.6	2.0		
			500	152.4	52.5	23.8	.108"			Braid										50	1.1	3.6	
				1000	304.8	104.0	47.2	BC			1.8Ω/M'									100	1.5	4.9	
								1.1Ω/M'			5.9Ω/km										200	2.0	6.6
								3.7Ω/km													400	3.0	9.8
																		700	4.0	13.1			
																		900	4.7	15.4			
																		1000	5.0	16.4			
																		4000	12.1	39.7			


Suitable for Outdoor and Aerial applications.

RG-8/U Type • 10 AWG Solid .103" Bare Copper Conductor • Duobond II + Tinned Copper Braid Shield (95% Coverage)

Gas-injected Foam HDPE Insulation • Black PVC Jacket																							
Low Loss UL AWM Style 1354 (30V 80°C)	9914	NEC: CMG CEC: CMG FT4	500	152.4	56.0	25.4	10 AWG	.285	7.24	Duobond II*	.403	10.24	50	82%	24.8	81.4	1	.4	1.3				
			1000	304.8	114.0	51.7	(solid)			+ 95%									10	.5	1.7		
							.103"			TC Braid										50	1.0	3.3	
							BC			1.1Ω/M'										100	1.4	4.6	
								1.8Ω/M'			3.6Ω/km										200	1.8	6.0
								3.9Ω/km													400	2.6	8.5
																		700	3.6	11.8			
																		900	4.1	13.5			
																		1000	4.4	14.4			
																		4000	9.9	32.5			

Suitable for Outdoor and Aerial applications.

RG-8/U Type • 10 AWG Solid .108" Bare Copper Conductor • Duofoil® (100% Coverage) + Tinned Copper Braid Shield (90% Coverage)

Plenum • Foam FEP Insulation • Black Fluorocopolymer Jacket																							
Low Loss 125°C	7733A	NEC: CMP CEC: CMP FT6	500	152.4	53.5	24.3	10 AWG	.280	7.11	Duofoil	.355	9.01	50	84%	24.2	79.4	1	.1	.3				
			1000	304.8	105.0	47.7	(solid)			+ 90%									10	.4	1.3		
							.108"			TC Braid										50	1.1	3.6	
							BC			1.8Ω/M'										100	1.5	4.9	
								.9Ω/M'			5.9Ω/km										200	2.1	6.9
								3.0Ω/km													400	3.2	10.5
																		700	4.5	14.8			
																		900	5.7	18.7			
																		1000	5.9	19.4			
																		4000	14.1	46.3			

Suitable for Outdoor and Aerial applications.

BC = Bare Copper • DCR = DC Resistance • FEP = Fluorinated Ethylene Propylene • HDPE = High-density Polyethylene • TC = Tinned Copper

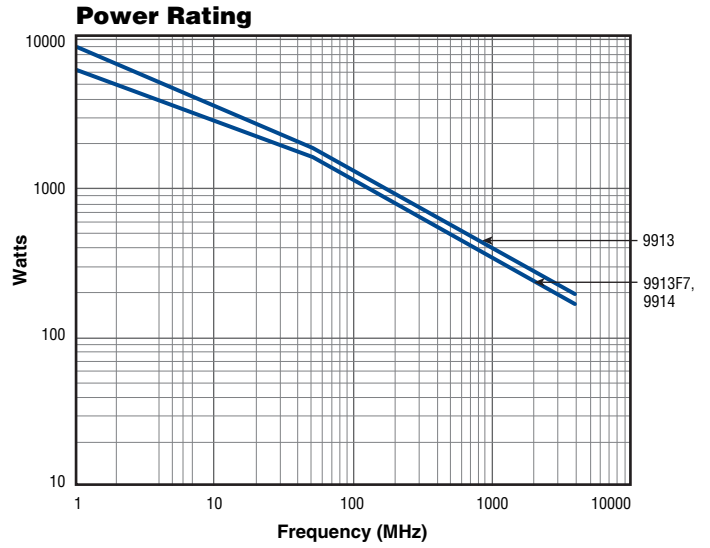
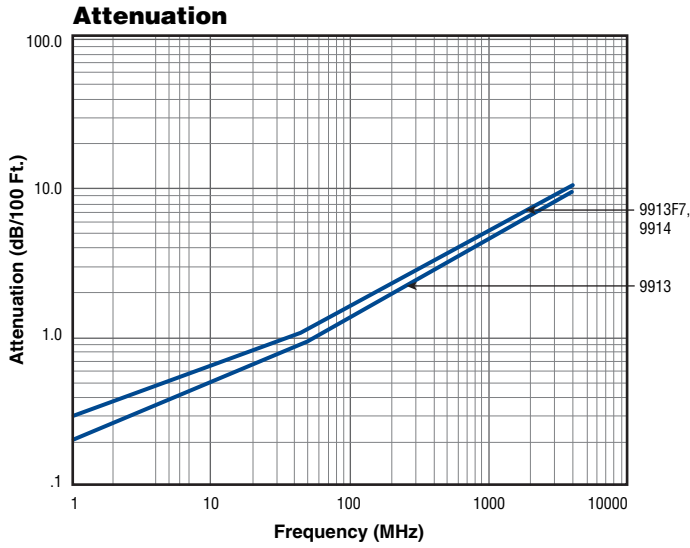
Contact the Belden Customer Service Department for a Comprehensive Connector Cross Reference. **1-800-BELDEN-1**. Request quotations of RG/U cables not listed.

*Duobond II = Bonded Duofoil (100% coverage) + aluminum braid (67% coverage).

†Spools are one piece, but length may vary ±10% from length shown.

50 Ohm Transmission Cable

Electrical Characteristics of 9913, 9913F7 and 9914





Компания «ЭлектроПласт» предлагает заключение долгосрочных отношений при поставках импортных электронных компонентов на взаимовыгодных условиях!

Наши преимущества:

- Оперативные поставки широкого спектра электронных компонентов отечественного и импортного производства напрямую от производителей и с крупнейших мировых складов;
- Поставка более 17-ти миллионов наименований электронных компонентов;
- Поставка сложных, дефицитных, либо снятых с производства позиций;
- Оперативные сроки поставки под заказ (от 5 рабочих дней);
- Экспресс доставка в любую точку России;
- Техническая поддержка проекта, помощь в подборе аналогов, поставка прототипов;
- Система менеджмента качества сертифицирована по Международному стандарту ISO 9001;
- Лицензия ФСБ на осуществление работ с использованием сведений, составляющих государственную тайну;
- Поставка специализированных компонентов (Xilinx, Altera, Analog Devices, Intersil, Interpoint, Microsemi, Aeroflex, Peregrine, Syfer, Eurofarad, Texas Instrument, Miteq, Cobham, E2V, MA-COM, Hittite, Mini-Circuits, General Dynamics и др.);

Помимо этого, одним из направлений компании «ЭлектроПласт» является направление «Источники питания». Мы предлагаем Вам помощь Конструкторского отдела:

- Подбор оптимального решения, техническое обоснование при выборе компонента;
- Подбор аналогов;
- Консультации по применению компонента;
- Поставка образцов и прототипов;
- Техническая поддержка проекта;
- Защита от снятия компонента с производства.



Как с нами связаться

Телефон: 8 (812) 309 58 32 (многоканальный)

Факс: 8 (812) 320-02-42

Электронная почта: org@eplast1.ru

Адрес: 198099, г. Санкт-Петербург, ул. Калинина, дом 2, корпус 4, литера А.