THIS DRAWING IS UNPUBLISHED. RELEASED FOR PUBLICATION -,- .
© COPYRIGHT 2011 BY TYCO ELECTRONICS CORPORATION. ALL RIGHTS RESERVED.

| LOC | DIST |
|---|---|
| DW | — |

REVISIONS

| P | LTR | DESCRIPTION | DATE | DWN | APVD |
|---|---|---|---|---|---|
| | A1 | REVISED (ECR-11-021390) DRAWING REDRAW & CHANGE TO TE LOGO | 28MAR'12 | E.L. | W.K. |

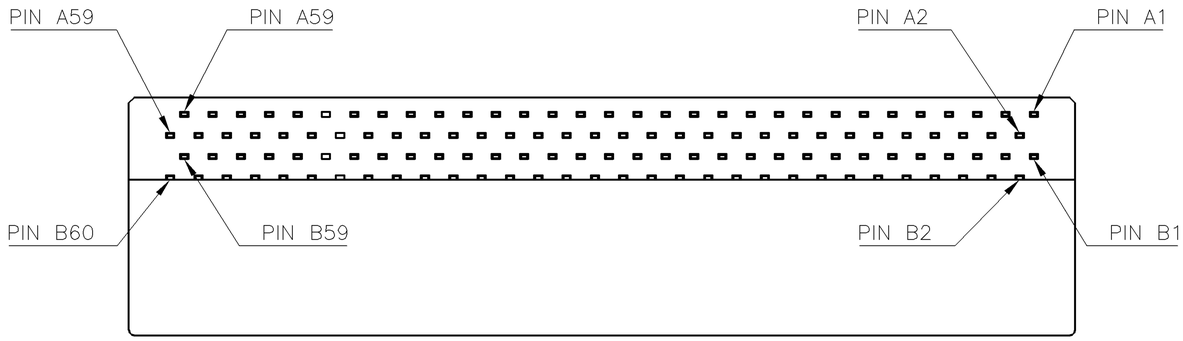


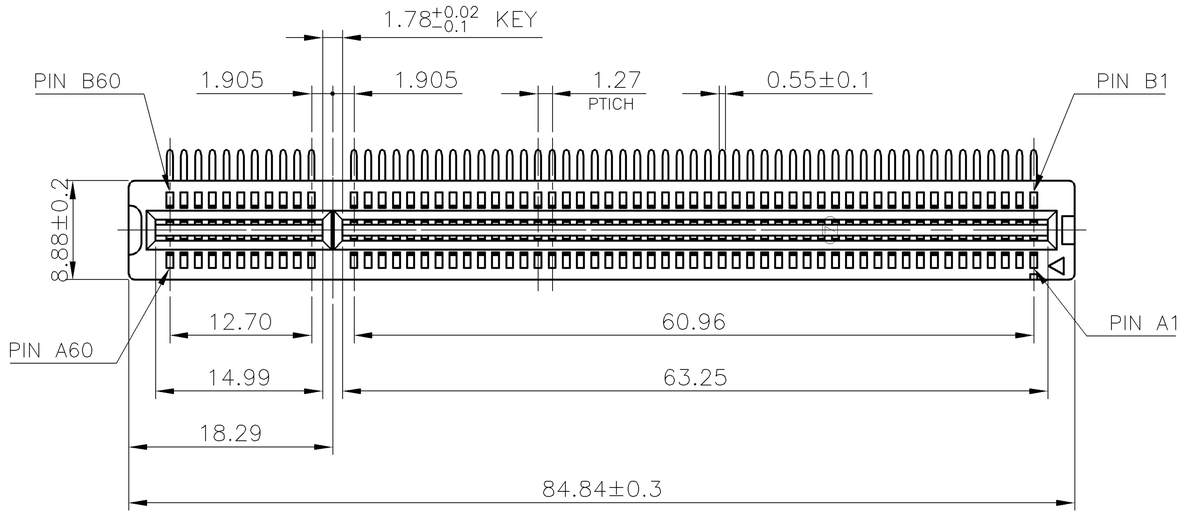


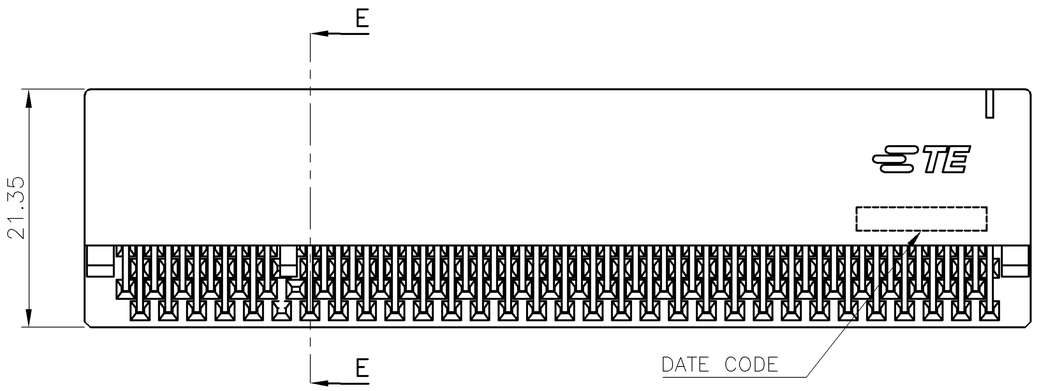


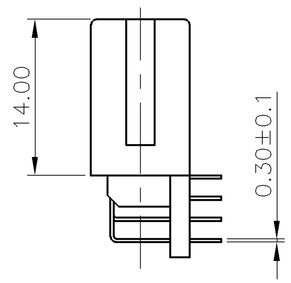


NOTES:

1. MATERIAL:
   1.1 HOUSING: PA66 WITH 30% G.F, UL94 V-0, COLOR: NATURAL.
   1.2 BACKBOARD: PA66 WITH 30% G.F, UL94 V-0, COLOR: NATURAL.
   1.3 CONTACT: PHOSPHOR BRONZE
2. FINISH:
   CONTACT:
   (SEE TABLE) GOLD PLATING ON CONTACT AREA.
   2.54um [100u"] MIN. BRIGHT-TIN PALTING ON SOLDER TAIL AREA.
   1.27um [50u"] MIN. NICKEL UNDERPLATING OVERALL.
3. RECOMMENDED P.C.B THICKNESS : 1.57mm
4. WAVE SOLDER CAPABLE TO 265°C
   PER TE SPEC. 109-202, CONDITION B.

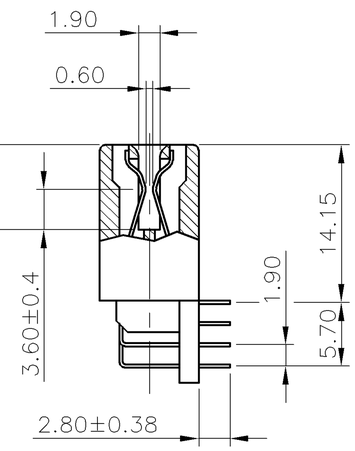


E-E
SCALE 1:1

| | WEIGHT (g) | MIN. GOLD THICKNESS | PART NUMBER |
|---|---|---|---|
| | 14.40 | 0.762um [30u"] | 1775403-3 |
| | | 0.254um [10u"] | 1775403-2 |
| OBSOLETED | | ~~0.0254um [1u"]~~ | ~~1775403-1~~ |

THIS DRAWING IS A CONTROLLED DOCUMENT.

DIMENSIONS: mm

TOLERANCES UNLESS OTHERWISE SPECIFIED:

| | |
|---|---|
| 0 PLC | ± - |
| 1 PLC | ± 0.3 |
| 2 PLC | ± 0.2 |
| 3 PLC | ± 0.15 |
| 4 PLC | ± - |
| ANGLES | ± 3° |

MATERIAL: SEE NOTE

FINISH: SEE NOTE

DWN J. LEE 17APR2006
CHK S. HOU 17APR2006
APVD W.J. KE 17APR2006
PRODUCT SPEC 108-57496
APPLICATION SPEC —
WEIGHT SEE TABLE
CUSTOMER DRAWING

TE Connectivity

NAME: 1.27mm PCI, CARD EDGE, 120 POS, R/A

| SIZE | CAGE CODE | DRAWING NO | RESTRICTED TO |
|---|---|---|---|
| A3 | 00779 | C-1775403 | — |

SCALE — SHEET 1 OF 3 REV A1

THIS DRAWING IS UNPUBLISHED. RELEASED FOR PUBLICATION -,- .
© COPYRIGHT 2011 BY TYCO ELECTRONICS CORPORATION. ALL RIGHTS RESERVED.

| LOC | DIST |
|---|---|
| DW | — |

REVISIONS

| P | LTR | DESCRIPTION | DATE | DWN | APVD |
|---|---|---|---|---|---|
| | | SEE SHEET 1. | | | |

NOTES:
CHAMFER EDGE MUST BE FREE OF CUTTING BURRS

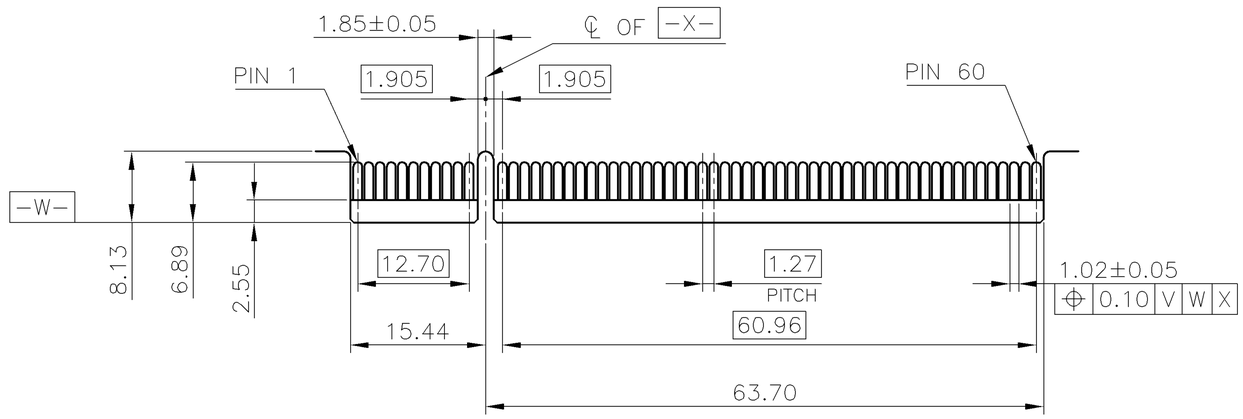


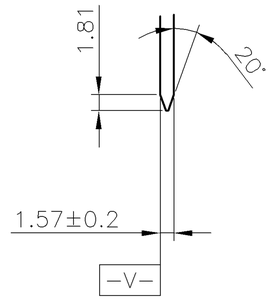


ADD-IN CARD EDGE-FINGER DIMENSIONS

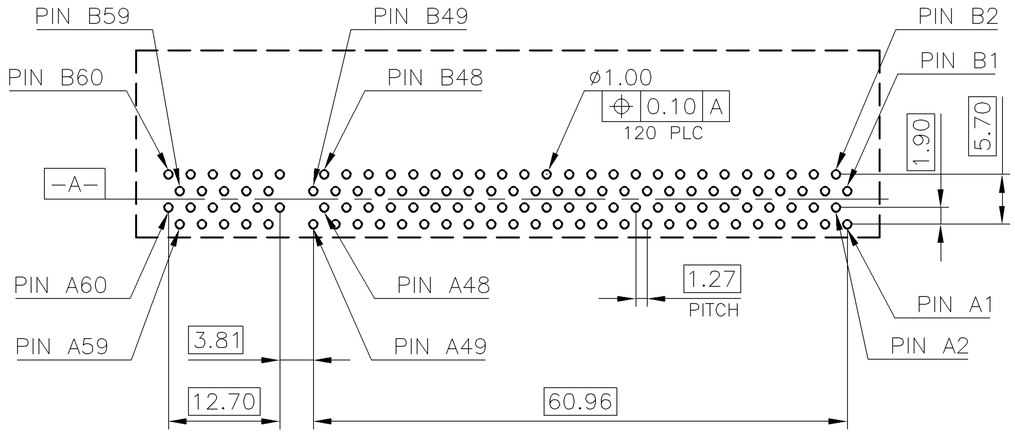


RECOMMENDED PCB LAYOUT (TOP VIEW)
TOLERANCE: ±0.05

THIS DRAWING IS A CONTROLLED DOCUMENT.

DIMENSIONS: mm

TOLERANCES UNLESS OTHERWISE SPECIFIED:

| | |
|---|---|
| 0 PLC | ± – |
| 1 PLC | ± 0.3 |
| 2 PLC | ± 0.2 |
| 3 PLC | ± 0.15 |
| 4 PLC | ± – |
| ANGLES | ± 3° |

MATERIAL –

FINISH –

| | |
|---|---|
| DWN | – |
| CHK | – |
| APVD | – |
| PRODUCT SPEC | — |
| APPLICATION SPEC | — |
| WEIGHT | — |

TE Connectivity

NAME
1.27mm PCI,
CARD EDGE, 120 POS, R/A

| SIZE | CAGE CODE | DRAWING NO | RESTRICTED TO |
|---|---|---|---|
| A3 | 00779 | C-1775403 | — |

CUSTOMER DRAWING | SCALE — | SHEET 2 OF 3 | REV A1

THIS DRAWING IS UNPUBLISHED. RELEASED FOR PUBLICATION – , – .
© COPYRIGHT 2011 BY TYCO ELECTRONICS CORPORATION. ALL RIGHTS RESERVED.

| LOC | DIST |
|---|---|
| DW | — |

REVISIONS

| P | LTR | DESCRIPTION | DATE | DWN | APVD |
|---|---|---|---|---|---|
| | | SEE SHEET 1. | | | |

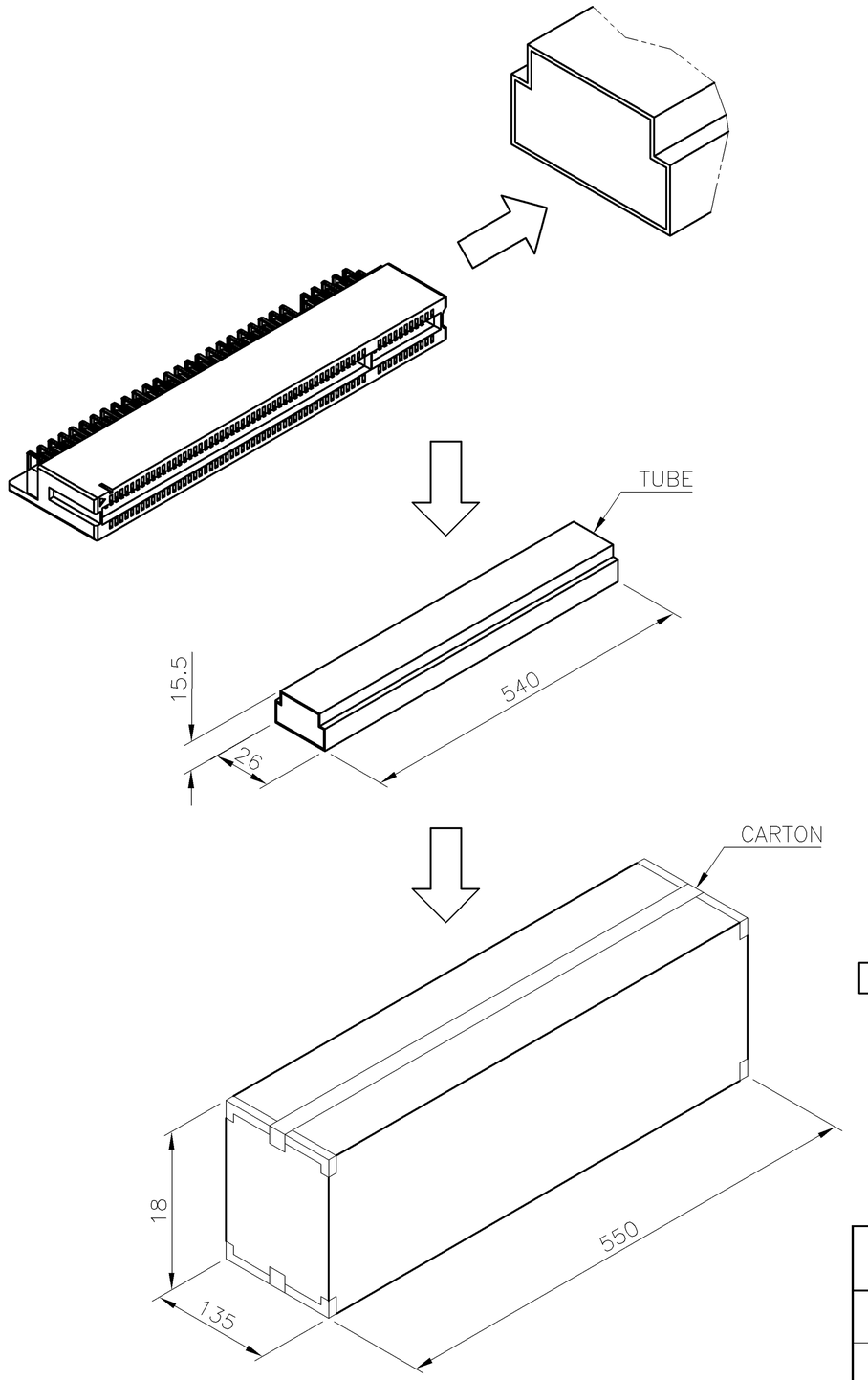


NOTES :
1. MATERIAL :
   1.1 TRAY: PVC, COLOR: TRANSPARENT.
   1.2 CARTON: CORRUGATED FIBER
   1.3 BOX: CORRUGATED FIBER
2. DIMENSION: SEE DRAWING
3. QUANTITY: SEE TABLE
4. WEIGHT: SEE TABLE

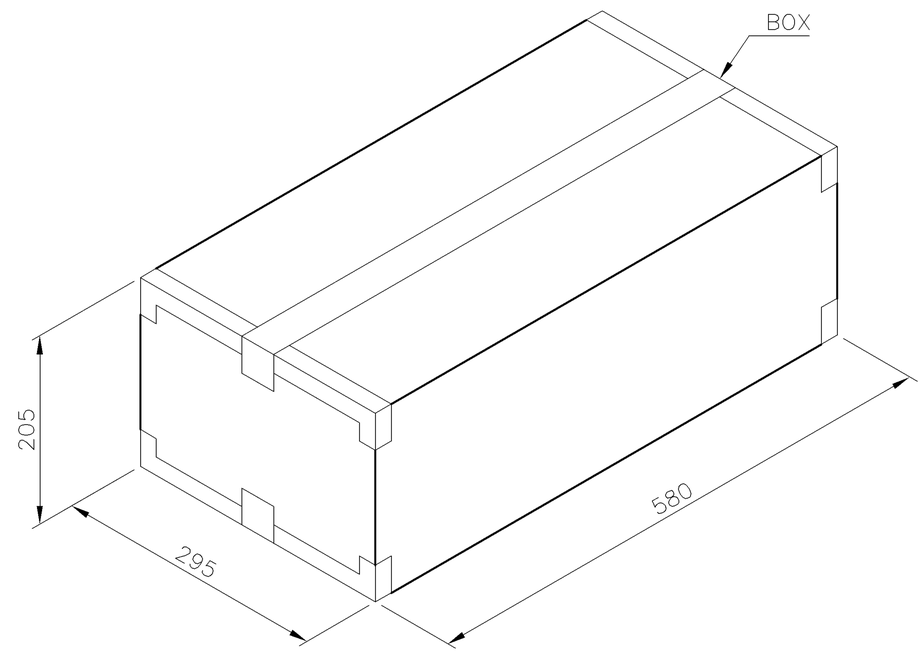


| GROSS WEIGHT | NET WEIGHT | PCS/ TUBE | TUBE/ CARTON | CARTON/ BOX | PCS/ BOX |
|---|---|---|---|---|---|
| 13.7 KG | 8.8 KG | 6 | 50 | 2 | 600 |

THIS DRAWING IS A CONTROLLED DOCUMENT.

DIMENSIONS: mm

TOLERANCES UNLESS OTHERWISE SPECIFIED:

| | |
|---|---|
| 0 PLC | ± – |
| 1 PLC | ± 0.3 |
| 2 PLC | ± 0.2 |
| 3 PLC | ± 0.15 |
| 4 PLC | ± – |
| ANGLES | ± 3° |

MATERIAL –

FINISH –

DWN –
CHK –
APVD –
PRODUCT SPEC —
APPLICATION SPEC —
WEIGHT —

TE Connectivity

NAME
1.27mm PCI,
CARD EDGE, 120 POS, R/A

| SIZE | CAGE CODE | DRAWING NO | RESTRICTED TO |
|---|---|---|---|
| A3 | 00779 | C-1775403 | — |

CUSTOMER DRAWING | SCALE — | SHEET 3 OF 3 | REV A1

Компания «ЭлектроПласт» предлагает заключение долгосрочных отношений при поставках импортных электронных компонентов на взаимовыгодных условиях!

Наши преимущества:

- Оперативные поставки широкого спектра электронных компонентов отечественного и импортного производства напрямую от производителей и с крупнейших мировых складов;
- Поставка более 17-ти миллионов наименований электронных компонентов;
- Поставка сложных, дефицитных, либо снятых с производства позиций;
- Оперативные сроки поставки под заказ (от 5 рабочих дней);
- Экспресс доставка в любую точку России;
- Техническая поддержка проекта, помощь в подборе аналогов, поставка прототипов;
- Система менеджмента качества сертифицирована по Международному стандарту ISO 9001;
- Лицензия ФСБ на осуществление работ с использованием сведений, составляющих государственную тайну;
- Поставка специализированных компонентов (Xilinx, Altera, Analog Devices, Intersil, Interpoint, Microsemi, Aeroflex, Peregrine, Syfer, Eurofarad, Texas Instrument, Miteq, Cobham, E2V, MA-COM, Hittite, Mini-Circuits,General Dynamics и др.);

Помимо этого, одним из направлений компании «ЭлектроПласт» является направление «Источники питания». Мы предлагаем Вам помощь Конструкторского отдела:

- Подбор оптимального решения, техническое обоснование при выборе компонента;
- Подбор аналогов;
- Консультации по применению компонента;
- Поставка образцов и прототипов;
- Техническая поддержка проекта;
- Защита от снятия компонента с производства.

**Как с нами связаться**

**Телефон:** 8 (812) 309 58 32 (многоканальный)
**Факс:** 8 (812) 320-02-42
**Электронная почта:** org@eplast1.ru
**Адрес:** 198099, г. Санкт-Петербург, ул. Калинина, дом 2, корпус 4, литера А.