

# Redundancy module, with protective coating - QUINT-DIODE/48DC/40 - 2866585

Please be informed that the data shown in this PDF Document is generated from our Online Catalog. Please find the complete data in the user's documentation. Our General Terms of Use for Downloads are valid (<http://phoenixcontact.com/download>)




QUINT-DIODE/48DC/40 redundancy module

The figure shows the item QUINT-DIODE/40 2938963



## Key Commercial Data

Packing unit	1 pc
GTIN	 4 046356 494458
GTIN	4046356494458

## Technical data

### Dimensions

Width	62 mm
Height	84 mm
Depth	102 mm

### Ambient conditions

Degree of protection	IP20
Ambient temperature (operation)	-25 °C ... 70 °C (> 60 °C derating, # -25 ... 60°C)
Ambient temperature (storage/transport)	-40 °C ... 85 °C
Max. permissible relative humidity (operation)	≤ 95 % (at 25 °C, non-condensing)
Degree of pollution	2

### Input data

Nominal input voltage	48 V DC (U <sub>N</sub> )
	< 60 V DC (U <sub>max</sub> )
Input voltage range	10 V DC ... 60 V DC

# Redundancy module, with protective coating - QUINT-DIODE/48DC/40 - 2866585

## Technical data

### Input data

Nominal input current	2x 20 A
	1x 40 A
Maximum input current	2x 19 A (6 mm <sup>2</sup> at 40°C)
	1x 39 A (6 mm <sup>2</sup> at 40°C)
	2x 16 A (6 mm <sup>2</sup> at 60°C)
	1x 32 A (6 mm <sup>2</sup> at 60°C)
	2x 27 A (10 mm <sup>2</sup> at 40°C)
	1x 54 A (10 mm <sup>2</sup> at 40°C)
	2x 21 A (10 mm <sup>2</sup> at 60°C)
	1x 43 A (10 mm <sup>2</sup> at 60°C)
	2x 30 A (16 mm <sup>2</sup> at 40°C)
	1x 60 A (16 mm <sup>2</sup> at 40°C)
	2x 24 A (16 mm <sup>2</sup> at 60°C)
	1x 48 A (16 mm <sup>2</sup> at 60°C)
Nominal input current	2x 20 A
	1x 40 A
Maximum input current	2x 17 A (6 mm <sup>2</sup> at 40°C for potentially explosive areas: Class I, Div. 2, Groups A, B, C, D; T4)
	1x 35 A (6 mm <sup>2</sup> at 40°C for potentially explosive areas: Class I, Div. 2, Groups A, B, C, D; T4)
	2x 14 A (6 mm <sup>2</sup> at 60°C for potentially explosive areas: Class I, Div. 2, Groups A, B, C, D; T4)
	1x 28 A (6 mm <sup>2</sup> at 60°C for potentially explosive areas: Class I, Div. 2, Groups A, B, C, D; T4)
	2x 24 A (10 mm <sup>2</sup> at 40°C for potentially explosive areas: Class I, Div. 2, Groups A, B, C, D; T4)
	1x 49 A (10 mm <sup>2</sup> at 40°C for potentially explosive areas: Class I, Div. 2, Groups A, B, C, D; T4)
	2x 19 A (10 mm <sup>2</sup> at 60°C for potentially explosive areas: Class I, Div. 2, Groups A, B, C, D; T4)
	1x 39 A (10 mm <sup>2</sup> at 60°C for potentially explosive areas: Class I, Div. 2, Groups A, B, C, D; T4)
	2x 27 A (16 mm <sup>2</sup> at 40°C for potentially explosive areas: Class I, Div. 2, Groups A, B, C, D; T4)
	1x 54 A (16 mm <sup>2</sup> at 40°C for potentially explosive areas: Class I, Div. 2, Groups A, B, C, D; T4)
	2x 22 A (16 mm <sup>2</sup> at 60°C for potentially explosive areas: Class I, Div. 2, Groups A, B, C, D; T4)
	1x 44 A (16 mm <sup>2</sup> at 60°C for potentially explosive areas: Class I, Div. 2, Groups A, B, C, D; T4)

### Output data

Nominal output voltage	47.3 V DC (Input/output voltage drop of 48 V ... 0.7 V)
Nominal output current (I <sub>N</sub> )	40 A

# Redundancy module, with protective coating - QUINT-DIODE/48DC/40 - 2866585

## Technical data

### Output data

Connection in series	No
Power loss nominal load max.	28 W

### General

Net weight	0.7 kg
Efficiency	> 97 %
Insulation voltage input / PE	1 kV
Insulation voltage output / PE	1 kV
Protection class	II
Degree of protection	IP20
Mounting position	horizontal and vertical DIN rail NS 35, EN 60715
Assembly instructions	alignable: horizontal 20 mm, vertical 50 mm

### Connection data, input

Connection method	Screw connection
Conductor cross section solid min.	0.5 mm <sup>2</sup>
Conductor cross section solid max.	16 mm <sup>2</sup>
Conductor cross section flexible min.	0.5 mm <sup>2</sup>
Conductor cross section flexible max.	10 mm <sup>2</sup>
Conductor cross section AWG min.	20
Conductor cross section AWG max.	6
Stripping length	10 mm
Screw thread	M4

### Connection data, output

Connection method	Screw connection
Conductor cross section solid min.	0.5 mm <sup>2</sup>
Conductor cross section solid max.	16 mm <sup>2</sup>
Conductor cross section flexible min.	0.5 mm <sup>2</sup>
Conductor cross section flexible max.	10 mm <sup>2</sup>
Conductor cross section AWG min.	20
Conductor cross section AWG max.	6
Stripping length	10 mm
Screw thread	M4

### Standards and Regulations

Electromagnetic compatibility	Conformance with EMC Directive 2014/30/EU
Noise emission	EN 55011
Noise immunity	EN 61000-6-2:2005
Connection in acc. with standard	CUL
Low Voltage Directive	Conformance with LV directive 2006/95/EC
Standard - Electrical safety	EN 60950-1/VDE 0805 (SELV)

# Redundancy module, with protective coating - QUINT-DIODE/48DC/40 - 2866585

## Technical data

### Standards and Regulations

Standard – Electronic equipment for use in electrical power installations and their assembly into electrical power installations	EN 50178/VDE 0160 (PELV)
Declaration of conformity in acc. with EN 60079-15	# II 3 G Ex nA II T4 X
UL approvals	UL/C-UL listed UL 508
	UL/C-UL Recognized UL 60950-1
	UL/C-UL Listed UL 1604 Class I, Division 2, Groups A, B, C, D
Shock	30g, 18 ms according to IEC 60068-2-27
Vibration (operation)	3 Hz ... 15 Hz, amplitude ±2.5 mm; 15 Hz ... 100 Hz, 2.3g according to IEC 60068-2-6
ATEX	# II 3 G Ex nA II T4

### Environmental Product Compliance

REACH SVHC	Lead 7439-92-1
------------	----------------

## Approvals

### Approvals

#### Approvals

UL Listed / UL Recognized / cUL Recognized / cUL Listed / EAC / EAC / cULus Recognized / cULus Listed

#### Ex Approvals

ATEX / UL Listed / cUL Listed / cULus Listed

### Approval details






UL Listed		<a href="http://database.ul.com/cgi-bin/XYV/template/LISEXT/1FRAME/index.htm">http://database.ul.com/cgi-bin/XYV/template/LISEXT/1FRAME/index.htm</a>	FILE E 123528
-----------	--	---	---------------

UL Recognized		<a href="http://database.ul.com/cgi-bin/XYV/template/LISEXT/1FRAME/index.htm">http://database.ul.com/cgi-bin/XYV/template/LISEXT/1FRAME/index.htm</a>	FILE E 211944
---------------	--	---	---------------

cUL Recognized		<a href="http://database.ul.com/cgi-bin/XYV/template/LISEXT/1FRAME/index.htm">http://database.ul.com/cgi-bin/XYV/template/LISEXT/1FRAME/index.htm</a>	FILE E 211944
----------------	--	---	---------------

## Redundancy module, with protective coating - QUINT-DIODE/48DC/40 - 2866585

### Approvals

cUL Listed		<a href="http://database.ul.com/cgi-bin/XYV/template/LISEXT/1FRAME/index.htm">http://database.ul.com/cgi-bin/XYV/template/LISEXT/1FRAME/index.htm</a>	FILE E 123528
EAC			EAC-Zulassung
EAC			RU C- DE.A*30.B.01082
cULus Recognized			
cULus Listed			

Phoenix Contact 2018 © - all rights reserved  
<http://www.phoenixcontact.com>

PHOENIX CONTACT GmbH & Co. KG  
Flachsmarktstr. 8  
32825 Blomberg  
Germany  
Tel. +49 5235 300  
Fax +49 5235 3 41200  
<http://www.phoenixcontact.com>



Компания «ЭлектроПласт» предлагает заключение долгосрочных отношений при поставках импортных электронных компонентов на взаимовыгодных условиях!

Наши преимущества:

- Оперативные поставки широкого спектра электронных компонентов отечественного и импортного производства напрямую от производителей и с крупнейших мировых складов;
- Поставка более 17-ти миллионов наименований электронных компонентов;
- Поставка сложных, дефицитных, либо снятых с производства позиций;
- Оперативные сроки поставки под заказ (от 5 рабочих дней);
- Экспресс доставка в любую точку России;
- Техническая поддержка проекта, помощь в подборе аналогов, поставка прототипов;
- Система менеджмента качества сертифицирована по Международному стандарту ISO 9001;
- Лицензия ФСБ на осуществление работ с использованием сведений, составляющих государственную тайну;
- Поставка специализированных компонентов (Xilinx, Altera, Analog Devices, Intersil, Interpoint, Microsemi, Aeroflex, Peregrine, Syfer, Eurofarad, Texas Instrument, Miteq, Cobham, E2V, MA-COM, Hittite, Mini-Circuits, General Dynamics и др.);

Помимо этого, одним из направлений компании «ЭлектроПласт» является направление «Источники питания». Мы предлагаем Вам помощь Конструкторского отдела:

- Подбор оптимального решения, техническое обоснование при выборе компонента;
- Подбор аналогов;
- Консультации по применению компонента;
- Поставка образцов и прототипов;
- Техническая поддержка проекта;
- Защита от снятия компонента с производства.



#### Как с нами связаться

**Телефон:** 8 (812) 309 58 32 (многоканальный)

**Факс:** 8 (812) 320-02-42

**Электронная почта:** [org@eplast1.ru](mailto:org@eplast1.ru)

**Адрес:** 198099, г. Санкт-Петербург, ул. Калинина, дом 2, корпус 4, литера А.