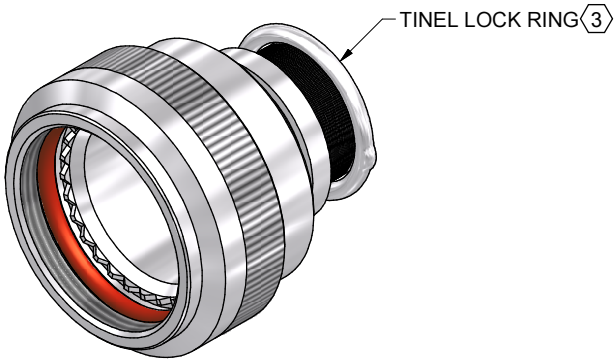

CODE 40 - TINEL-LOCK BACKSHELL

TXR40AB00-1608AI-S

SERIES
- TXR: RING INCLUDED (SEE RING OPTION)
- TX: RING NOT INCLUDED

CONNECTOR INTERFACE

MATERIAL
- REFER TO CH00-0250-008

FINISH
- REFER TO CH00-0250-008

ANGLE

DASH NUMBER (TABLE 1)

ENTRY SIZE (TABLE 2)

RING OPTION
- AI - TO SUIT SINGLE BRAID
- BI - TO SUIT DOUBLE BRAID
- FOR TX, LEAVE BLANK

MODIFICATION CODE
- REFER TO CH00-0250-008 2

NOTES:

1. THIS PRODUCT IS DESIGNED TO TERMINATE A BRAIDED CABLE SHIELD AND A HEAT SHRINKABLE LIPPED BOOT TO A CONNECTOR.

2. FOR ADDITIONAL DIMENSIONS, ORDERING INFORMATION AND MODIFICATIONS, SEE CH00-0250-008.

3. SEE DRAWING TR FOR DETAIL ON TINEL-LOCK RING, RINGS ARE DESIGNED TO BE HEATED ELECTRICALLY, ALL RINGS ARE MARKED WITH THERMOCHROMIC PAINT WHICH CHANGES COLOUR WHEN INSTALLATION TEMPERATURE IS REACHED.

4. BACKSHELL TO BE PERMANENTLY MARKED/BAGGED AND LABELLED WITH CODE IDENTIFICATION NUMBER AND PART NUMBER LESS RING DESIGNATOR. (e.g. 06090-TXR40AB00-1206). RING SHALL BEAR NO MARKING.

5. FOR LARGER ENTRY SIZES, A 2 PIECE BACKSHELL ASSEMBLY (TYPE 2) IS SUPPLIED.

6. BACKSHELL MATES TO MIL-DTL-38999, SERIES III AND IV, CLASS C, F, K, AND W, D38999/20, /24, /26, /40, /46 AND /47 CONNECTORS, AND WHEN SO MATED SHALL PROVIDE A WATER-TIGHT SEAL MEETING THE REQUIREMENTS OF MIL-C-85049, PARA. 3. 5. 7.

7. THESE DIMENSIONS APPLY IF A SELF-LOCKING COUPLING NUT IS USED.

DRAWN	K.WINCZURA	DATE 04/12/2014	3RD ANGLE PROJECTION NOT TO SCALE
CHECKED		04/12/2014	
APPROVED	K.SHEPPARD	04/12/2014	UNLESS OTHERWISE SPECIFIED ALL DIMENSIONS IN MILLIMETRES GENERAL TOL LINEAR +/-0,25MM ANGULAR +/- 1°
APPROVED	H.SMITH	15/06/2015	

REVISIONS

LTR	DESCRIPTION	DATE	APPROVED
J	REVISED PER ECO-12-021161	12.04.12	G.WELLS
K	REVISED PER ECO-15-002200	11.02.15	H.SMITH

TE CAGE CODE: 06090
POLAMCO/TE CAGE CODE: U5792

TITLE: TINEL-LOCK BACKSHELL

ASSY USED ON: MIL-DTL-38999 SERIES III & IV

Polamco TE connectivity

TE CONNECTIVITY - POLAMCO LTD RESERVES THE RIGHT TO AMEND THIS DRAWING AND THE INFORMATION SET FORTH HEREON AT ANY TIME. USERS SHOULD INDEPENDENTLY EVALUATE THE SUITABILITY OF THE PRODUCT FOR THEIR APPLICATION.

DRAWING NO:	DRAWING REV:	SHT
TXR40	K	1

IF MAX ENTRY IS EXCEEDED BACKSHELL
WILL BE SUPPLIED AS TYPE 2

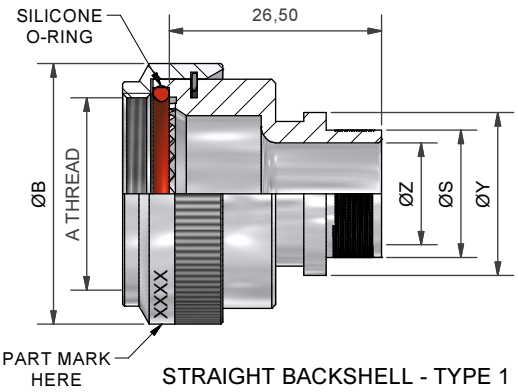

STRAIGHT BACKSHELL - TYPE 1

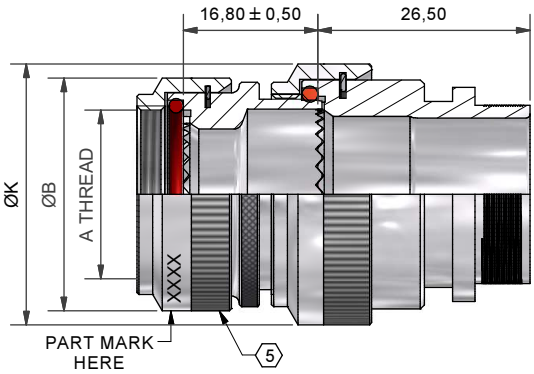

STRAIGHT BACKSHELL - TYPE 2

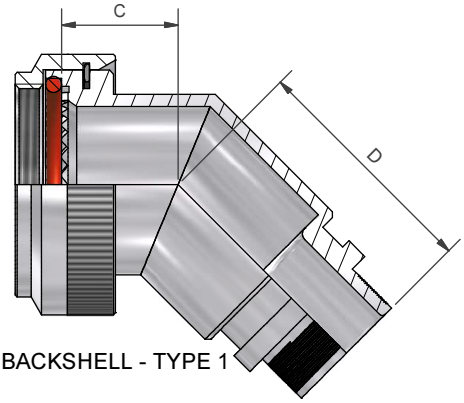

45° BACKSHELL - TYPE 1

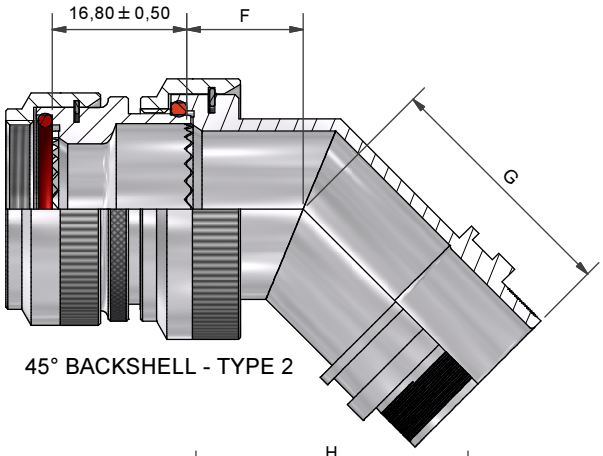

45° BACKSHELL - TYPE 2

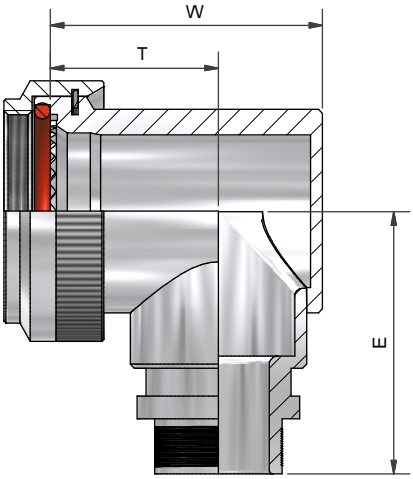

90° BACKSHELL - TYPE 1

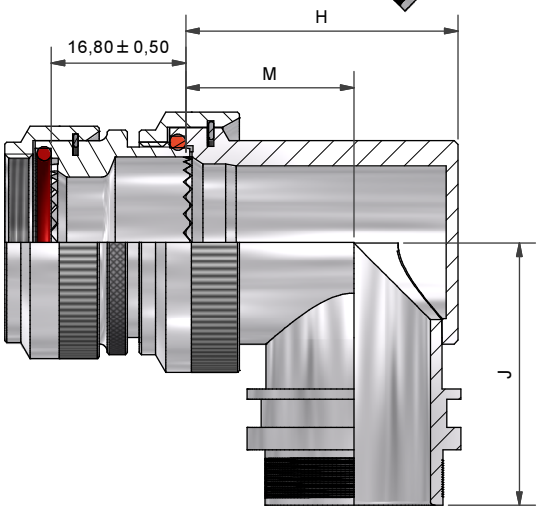

90° BACKSHELL - TYPE 2

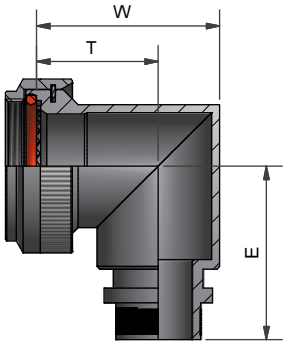

90° BACKSHELL - TYPE 1
STAINLESS STEEL AND
NICKEL ALUMINIUM BRONZE

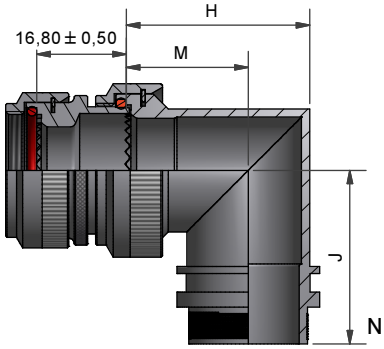

90° BACKSHELL - TYPE 2
STAINLESS STEEL AND
NICKEL ALUMINIUM BRONZE

DRAWN	K.WINCZURA	DATE 04/12/2014	3RD ANGLE PROJECTION NOT TO SCALE
CHECKED		04/12/2014	
APPROVED	K.SHEPPARD	04/12/2014	UNLESS OTHERWISE SPECIFIED ALL DIMENSIONS IN MILLIMETRES GENERAL TOL LINEAR +/-0,25MM ANGULAR +/- 1°
APPROVED	H.SMITH	15/06/2015	

REVISIONS

LTR	DESCRIPTION	DATE	APPROVED
J	REVISED PER ECO-12-021161	12.04.12	G.WELLS
K	REVISED PER ECO-15-002200	11.02.15	H.SMITH

TE CAGE CODE: 06090
POLAMCO/TE CAGE CODE: U5792

TITLE:

TINEL-LOCK BACKSHELL

ASSY USED ON:

MIL-DTL-38999 SERIES III & IV

Polamco
TE connectivity

TE CONNECTIVITY - POLAMCO LTD RESERVES THE RIGHT TO AMEND THIS DRAWING AND THE INFORMATION SET FORTH HEREON AT ANY TIME. USERS SHOULD INDEPENDENTLY EVALUATE THE SUITABILITY OF THE PRODUCT FOR THEIR APPLICATION.

DRAWING NO:	DRAWING REV:	SHT
TXR40	K	2

MODIFICATION S
(SELF-LOCKING COUPLING NUT)

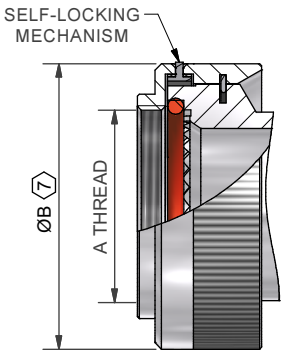

BACKSHELL - TYPE 1

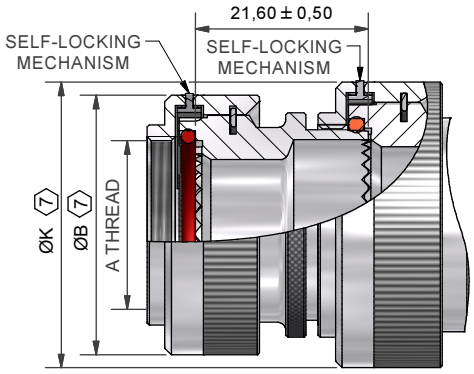

BACKSHELL - TYPE 2

TABLE 1

ORDER NO.	SHELL SIZE COM'L / MIL	A THREAD	ØB MAX	ØB MAX 7	MAX ENTRY	C ±0,5	D ±0,5	W ±0,5	T ±0,5	E ±0,5	THESE DIMENSIONS APPLY IF BACKSHELL IS STAINLESS STEEL OR NICKEL ALUMINIUM BRONZE W ±0,5	T ±0,5	E ±0,5
08	9 / A	M12 × 1.0	18,0	21,5	04	12,0	26,8	21,0	14,0	26,20	21,2	16,3	26,4
10	11 / B	M15 × 1.0	21,0	24,6	07	12,5	27,5	24,0	15,5	27,95	24,3	17,2	28,2
12	13 / C	M18 × 1.0	24,5	28,3	08	13,1	28,0	27,0	17,0	29,45	28,3	19,4	29,7
14	15 / D	M22 × 1.0	29,0	32,4	10	13,5	29,0	31,0	19,5	31,00	31,1	21,0	31,2
16	17 / E	M25 × 1.0	32,5	35,6	12	14,5	29,7	34,0	21,0	32,70	34,2	22,8	32,9
18	19 / F	M28 × 1.0	35,5	38,5	14	15,5	30,5	35,0	20,0	34,25	38,5	25,3	34,5
20	21 / G	M31 × 1.0	37,0	41,7	16	16,1	30,9	38,0	21,5	35,80	40,7	26,1	36,1
22	23 / H	M34 × 1.0	40,0	43,9	18	16,5	31,1	42,0	24,0	37,40	43,7	27,6	37,6
24	25 / J	M37 × 1.0	43,5	47,0	20	17,0	32,1	45,0	25,5	38,90	46,4	29,1	39,1

TABLE 2

ENTRY SIZE	ØZ MIN	ØS	ØY ± 0,3	ØK MAX	ØK MAX 7	F ±0,5	G ±0,5	H ±0,5	M ±0,5	J ±0,5	THESE DIMENSIONS APPLY IF BACKSHELL IS STAINLESS STEEL OR NICKEL ALUMINIUM BRONZE H ±0,5	M ±0,5	J ±0,5
04	6,35	9,49 +/-0,04	14,00	NA	NA	NA	NA	NA	NA	NA	NA	NA	NA
05	7,92	11,06 +/-0,04	15,50	21,0	24,6	12,5	27,5	24,0	15,5	27,95	24,3	17,2	28,2
06	9,53	12,66 +/-0,04	17,10	21,0	24,6	12,5	27,5	24,0	15,5	27,95	24,3	17,2	28,2
07	11,10	14,21 +/-0,07	18,70	21,0	24,6	12,5	27,5	24,0	15,5	27,95	24,3	17,2	28,2
08	12,70	15,81 +/-0,07	20,30	24,5	28,3	13,1	28,0	27,0	17,0	29,45	28,3	19,4	29,7
10	15,88	18,96 +/-0,08	23,50	29,0	32,4	13,5	29,0	31,0	19,5	31,00	31,1	21,0	31,2
12	19,05	22,14 +/-0,08	26,70	32,5	35,6	14,5	29,7	34,0	21,0	32,70	34,2	22,8	32,9
14	22,23	25,30 +/-0,08	29,80	35,5	38,5	15,5	30,5	35,0	20,0	34,25	38,5	25,3	34,5
16	25,40	28,48 +/-0,08	33,00	37,0	41,7	16,1	30,9	38,0	21,5	35,80	40,7	26,1	36,1
18	28,58	31,65 +/-0,08	36,20	40,0	43,9	16,5	31,1	42,0	24,0	37,40	43,7	27,6	37,6
20	31,75	34,83 +/-0,08	39,40	43,5	47,0	17,0	32,1	45,0	25,5	38,90	46,4	29,1	39,1
22	34,93	37,98 +/-0,08	42,50	48,5	50,0	18,5	35,3	54,5	31,0	42,00	50,0	31,0	42,0
24	38,10	41,15 +/-0,08	45,70	52,1	56,0	21,9	38,1	58,0	33,0	46,00	53,5	33,0	46,0

DRAWN	K.WINCZURA	DATE 04/12/2014	3RD ANGLE PROJECTION NOT TO SCALE
CHECKED		04/12/2014	
APPROVED	K.SHEPPARD	04/12/2014	UNLESS OTHERWISE SPECIFIED ALL DIMENSIONS IN MILLIMETRES GENERAL TOL LINEAR +/-0,25MM ANGULAR +/- 1°
APPROVED	H.SMITH	15/06/2015	

REVISIONS

LTR	DESCRIPTION	DATE	APPROVED
J	REVISED PER ECO-12-021161	12.04.12	G.WELLS
K	REVISED PER ECO-15-002200	11.02.15	H.SMITH

TE CAGE CODE: 06090
POLAMCO/TE CAGE CODE: U5792

TITLE:

TINEL-LOCK BACKSHELL

ASSY USED ON:

MIL-DTL-38999 SERIES III & IV

Polamco

TE connectivity

TE CONNECTIVITY - POLAMCO LTD RESERVES THE RIGHT TO AMEND THIS DRAWING AND THE INFORMATION SET FORTH HEREON AT ANY TIME. USERS SHOULD INDEPENDENTLY EVALUATE THE SUITABILITY OF THE PRODUCT FOR THEIR APPLICATION.

DRAWING NO:	DRAWING REV:	SHT
TXR40	K	3

Компания «ЭлектроПласт» предлагает заключение долгосрочных отношений при поставках импортных электронных компонентов на взаимовыгодных условиях!

Наши преимущества:

- Оперативные поставки широкого спектра электронных компонентов отечественного и импортного производства напрямую от производителей и с крупнейших мировых складов;
- Поставка более 17-ти миллионов наименований электронных компонентов;
- Поставка сложных, дефицитных, либо снятых с производства позиций;
- Оперативные сроки поставки под заказ (от 5 рабочих дней);
- Экспресс доставка в любую точку России;
- Техническая поддержка проекта, помощь в подборе аналогов, поставка прототипов;
- Система менеджмента качества сертифицирована по Международному стандарту ISO 9001;
- Лицензия ФСБ на осуществление работ с использованием сведений, составляющих государственную тайну;
- Поставка специализированных компонентов (Xilinx, Altera, Analog Devices, Intersil, Interpoint, Microsemi, Aeroflex, Peregrine, Syfer, Eurofarad, Texas Instrument, Miteq, Cobham, E2V, MA-COM, Hittite, Mini-Circuits,General Dynamics и др.);

Помимо этого, одним из направлений компании «ЭлектроПласт» является направление «Источники питания». Мы предлагаем Вам помощь Конструкторского отдела:

- Подбор оптимального решения, техническое обоснование при выборе компонента;
- Подбор аналогов;
- Консультации по применению компонента;
- Поставка образцов и прототипов;
- Техническая поддержка проекта;
- Защита от снятия компонента с производства.

Как с нами связаться

Телефон: 8 (812) 309 58 32 (многоканальный)
Факс: 8 (812) 320-02-42
Электронная почта: org@eplast1.ru
Адрес: 198099, г. Санкт-Петербург, ул. Калинина, дом 2, корпус 4, литера А.