

## Features

- Planar Die Construction
- Halogen Free Available Upon Request By Adding Suffix "-HF"
- Moisture Sensitivity Level 1
- Epoxy Meets UL 94 V-0 Flammability Rating
- Lead Free Finish/RoHS Compliant ("P" Suffix Designates RoHS Compliant. See Ordering Information)

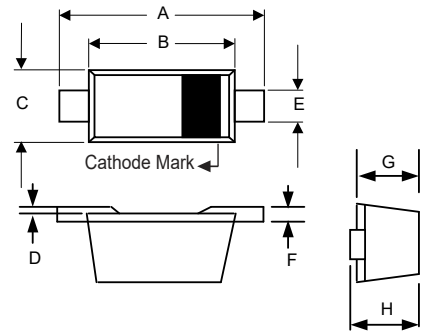
**200 mW  
Zener Diode  
2.4 to 39 Volts**

## Maximum Ratings

- Operating Junction Temperature Range: -65°C to +150°C
- Storage Temperature Range: -65°C to +150°C
- Thermal Resistance :625°C/W Junction to Ambient

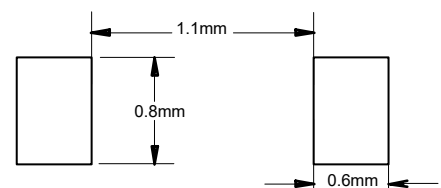
Parameter	Symbol	Rating	Conditions
Power Dissipation	$P_D$	200mW	
Maximum Forward Voltage	$V_F$	0.9V	$I_F=10mA$

## SOD-523



DIM	DIMENSIONS				NOTE
	INCHES		MM		
	MIN	MAX	MIN	MAX	
A	0.059	0.067	1.50	1.70	
B	0.043	0.051	1.10	1.30	
C	0.030	0.033	0.75	0.85	
D	0.001	0.003	0.01	0.07	
E	0.010	0.014	0.25	0.35	
F	0.003	0.006	0.08	0.15	
G	0.020	0.028	0.50	0.70	
H	0.020	0.031	0.51	0.77	

## Suggested Solder Pad Layout



**Electrical Characteristics @ 25°C Unless Otherwise Specified**

MCC Part Number <sup>(3)</sup>	Zener Voltage <sup>(1)</sup>			Maximum Zener Impedance <sup>(2)</sup>		Maximum Zener Impedance <sup>(2)</sup>		Maximum Reverse Current		Typical Temperature Coefficient @ I <sub>ZTC</sub>		Marking Code <sup>(3)</sup>	
	V <sub>Z</sub> @ I <sub>ZT</sub>			I <sub>ZT</sub>	Z <sub>ZT</sub>	I <sub>ZK</sub>	Z <sub>ZK</sub>	I <sub>R</sub>	V <sub>R</sub>	Min	Max.	C	B
	Min.(V)	Nom(V)	Max.(V)	mA	Ω	mA	Ω	Max.(μA)	V	mV/°C			
BZT52C2V4T	2.28	2.4	2.56	5	100	1.0	600	50	1.0	-3.5	0	Z11	.Z11
BZT52C2V7T	2.5	2.7	2.9	5	100	1.0	600	20	1.0	-3.5	0	Z12	.Z12
BZT52C3V0T	2.8	3.0	3.2	5	95	1.0	600	10	1.0	-3.5	0	Z13	.Z13
BZT52C3V3T	3.1	3.3	3.5	5	95	1.0	600	5	1.0	-3.5	0	Z14	.Z14
BZT52C3V6T	3.4	3.6	3.8	5	90	1.0	600	5	1.0	-3.5	0	Z15	.Z15
BZT52C3V9T	3.7	3.9	4.1	5	90	1.0	600	3	1.0	-3.5	0	Z16	.Z16
BZT52C4V3T	4.0	4.3	4.6	5	90	1.0	600	3	1.0	-3.5	0	Z17	.Z17
BZT52C4V7T	4.4	4.7	5.0	5	80	1.0	500	3	2.0	-3.5	0.2	Z1	.Z1
BZT52C5V1T	4.8	5.1	5.4	5	60	1.0	480	2	2.0	-2.7	1.2	Z2	.Z2
BZT52C5V6T	5.2	5.6	6.0	5	40	1.0	400	1	2.0	-2.0	2.5	Z3	.Z3
BZT52C6V2T	5.8	6.2	6.6	5	10	1.0	150	3	4.0	0.4	3.7	Z4	.Z4
BZT52C6V8T	6.4	6.8	7.2	5	15	1.0	80	2	4.0	1.2	4.5	Z5	.Z5
BZT52C7V5T	7.0	7.5	7.9	5	15	1.0	80	1	5.0	2.5	5.3	Z6	.Z6
BZT52C8V2T	7.7	8.2	8.7	5	15	1.0	80	0.7	5.0	3.2	6.2	Z7	.Z7
BZT52C9V1T	8.5	9.1	9.6	5	15	1.0	100	0.5	6.0	3.8	7.0	Z8	.Z8
BZT52C10T	9.4	10	10.6	5	20	1.0	150	0.2	7.0	4.5	8.0	Z9	.Z9
BZT52C11T	10.4	11	11.6	5	20	1.0	150	0.1	8.0	5.4	9.0	Y1	.Y1
BZT52C12T	11.4	12	12.7	5	25	1.0	150	0.1	8.0	6.0	10.0	Y2	.Y2
BZT52C13T	12.4	13	14.1	5	30	1.0	170	0.1	8.0	7.0	11.0	Y3	.Y3
BZT52C15T	13.8	15	15.6	5	30	1.0	200	0.1	10.5	9.2	13.0	Y4	.Y4
BZT52C16T	15.3	16	17.1	5	40	1.0	200	0.1	11.2	10.4	14.0	Y5	.Y5
BZT52C18T	16.8	18	19.1	5	45	1.0	225	0.1	12.6	12.4	16.0	Y6	.Y6
BZT52C20T	18.8	20	21.2	5	55	1.0	225	0.1	14.0	14.4	18.0	Y7	.Y7
BZT52C22T	20.8	22	23.3	5	55	1.0	250	0.1	15.4	16.4	20.0	Y8	.Y8
BZT52C24T	22.8	24	25.6	5	70	1.0	250	0.1	16.8	18.4	22.0	Y9	.Y9
BZT52C27T	25.1	27	28.9	2	80	0.5	300	0.1	18.9	21.4	25.3	Y10	.Y10
BZT52C30T	28	30	32	2	80	0.5	300	0.1	21.0	24.4	29.4	Y11	.Y11
BZT52C33T	31	33	35	2	80	0.5	325	0.1	23.1	27.4	33.4	Y12	.Y12
BZT52C36T	34	36	38	2	90	0.5	350	0.1	25.2	30.4	37.4	Y13	.Y13
BZT52C39T	37	39	41	2	130	0.5	350	0.1	27.3	33.4	41.2	Y14	.Y14

Note :

(1) Tested with pulses, period = 5ms, pulse width=300us

(2) f=1KHz

(3) Standard Zener voltage tolerance is ±5% with a "C" suffix (e.g.: BZT52C2V4T),suffix "B" is ± 2 % tolerance (e.g.: BZT52B2V4T)

### Curve Characteristics

Fig. 1 - Power Derating Curve



Fig. 2 - Typical Zener Breakdown Characteristics

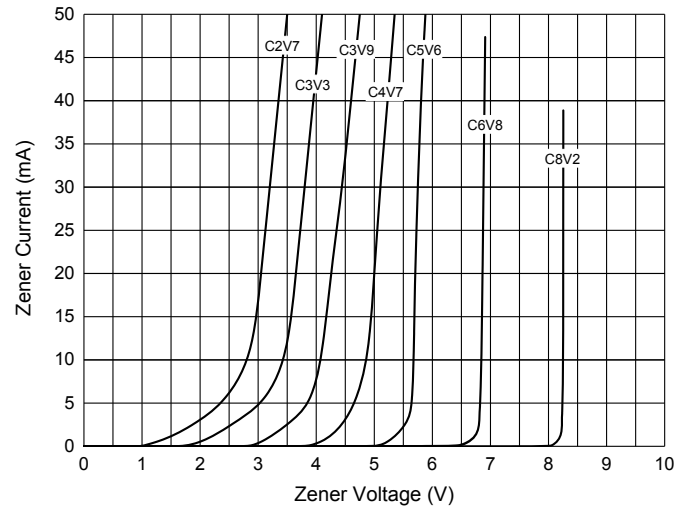
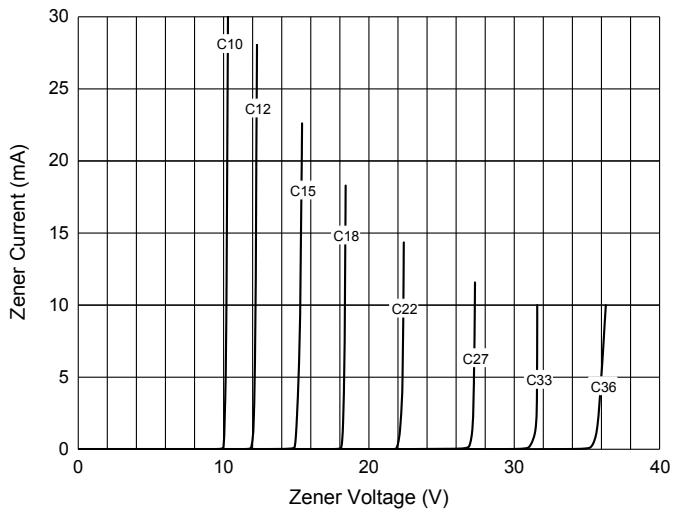


Fig. 3 - Typical Zener Breakdown Characteristics



## Ordering Information

Device	Packing
Part Number-TP	Tape&Reel:8Kpcs/Reel

Note : Adding "-HF" Suffix For Halogen Free, eg. Part Number-TP-HF

### \*\*\*IMPORTANT NOTICE\*\*\*

**Micro Commercial Components Corp.** reserves the right to make changes without further notice to any product herein to make corrections, modifications , enhancements , improvements , or other changes . **Micro Commercial Components Corp** . does not assume any liability arising out of the application or use of any product described herein; neither does it convey any license under its patent rights ,nor the rights of others . The user of products in such applications shall assume all risks of such use and will agree to hold **Micro Commercial Components Corp** . and all the companies whose products are represented on our website, harmless against all damages.

### \*\*\*LIFE SUPPORT\*\*\*

MCC's products are not authorized for use as critical components in life support devices or systems without the express written approval of Micro Commercial Components Corporation.

### \*\*\*CUSTOMER AWARENESS\*\*\*

Counterfeiting of semiconductor parts is a growing problem in the industry. Micro Commercial Components (MCC) is taking strong measures to protect ourselves and our customers from the proliferation of counterfeit parts. MCC strongly encourages customers to purchase MCC parts either directly from MCC or from Authorized MCC Distributors who are listed by country on our web page cited below. Products customers buy either from MCC directly or from Authorized MCC Distributors are genuine parts, have full traceability, meet MCC's quality standards for handling and storage. **MCC will not provide any warranty coverage or other assistance for parts bought from Unauthorized Sources.** MCC is committed to combat this global problem and encourage our customers to do their part in stopping this practice by buying direct or from authorized distributors.



Компания «ЭлектроПласт» предлагает заключение долгосрочных отношений при поставках импортных электронных компонентов на взаимовыгодных условиях!

Наши преимущества:

- Оперативные поставки широкого спектра электронных компонентов отечественного и импортного производства напрямую от производителей и с крупнейших мировых складов;
- Поставка более 17-ти миллионов наименований электронных компонентов;
- Поставка сложных, дефицитных, либо снятых с производства позиций;
- Оперативные сроки поставки под заказ (от 5 рабочих дней);
- Экспресс доставка в любую точку России;
- Техническая поддержка проекта, помощь в подборе аналогов, поставка прототипов;
- Система менеджмента качества сертифицирована по Международному стандарту ISO 9001;
- Лицензия ФСБ на осуществление работ с использованием сведений, составляющих государственную тайну;
- Поставка специализированных компонентов (Xilinx, Altera, Analog Devices, Intersil, Interpoint, Microsemi, Aeroflex, Peregrine, Syfer, Eurofarad, Texas Instrument, Miteq, Cobham, E2V, MA-COM, Hittite, Mini-Circuits, General Dynamics и др.);

Помимо этого, одним из направлений компании «ЭлектроПласт» является направление «Источники питания». Мы предлагаем Вам помощь Конструкторского отдела:

- Подбор оптимального решения, техническое обоснование при выборе компонента;
- Подбор аналогов;
- Консультации по применению компонента;
- Поставка образцов и прототипов;
- Техническая поддержка проекта;
- Защита от снятия компонента с производства.



#### Как с нами связаться

**Телефон:** 8 (812) 309 58 32 (многоканальный)

**Факс:** 8 (812) 320-02-42

**Электронная почта:** [org@eplast1.ru](mailto:org@eplast1.ru)

**Адрес:** 198099, г. Санкт-Петербург, ул. Калинина, дом 2, корпус 4, литера А.