

# HPC104N (11.5x10x4)

SMD, Magnetically Shielded Power Inductor

**HALO**  
ELECTRONICS, INC.



## Product Features:

- Designed for switch mode power supplies
- Ideal for real estate sensitive applications such as cell phones and disc drives.
- Magnetically shielded design minimizes flux interferences.
- Available in tape and reel packaging.
- Please contact your representative for custom designs.

Part Number	Inductance (μH) <sup>2</sup>	DCR (mΩ) TYP	DCR (mΩ) MAX	Heat Rating Current (ADC) <sup>3</sup>	Saturation Current (ADC) <sup>4</sup>	Lead Width ±0.5
HPC104N-R22MTR	0.22	0.9	1.1	35	54	3.0
HPC104N-R36MTR	0.36	1.0	1.3	34	41	3.0
HPC104N-R47MTR	0.47	1.4	1.5	28	36	3.0
HPC104N-R56MTR	0.56	1.5	1.8	25	34	3.0
HPC104N-R68MTR	0.68	2.4	2.7	20	32	3.0
HPC104N-R88MTR	0.88	2.1	2.4	21	32	3.0
HPC104N-1R0MTR	1.0	3	3.3	19	26	3.0
HPC104N-1R5MTR	1.5	3.8	4.2	16	20	3.0
HPC104N-2R2MTR	2.2	6.6	7	12	18	1.8
HPC104N-3R3MTR	3.3	9.5	13	10	14	1.8
HPC104N-4R7MTR	4.7	13	15.5	9	12	1.8
HPC104N-5R6MTR	5.6	18.4	20	7	12	1.8
HPC104N-6R8MTR	6.8	20	22	7	11	1.8
HPC104N-8R2MTR	8.2	23.2	25.5	7	10	1.8
HPC104N-10RMTR	10.0	32.1	35	5	9	1.8

## Notes:

1. Operating Temperature: -55°C to +125°C
2. Inductance tolerance (100kHz, 0.25V, 0ADC): ±20%
3. DC current that will cause approximate 40°C rise in temperature
4. DC current that will cause inductance (L) drop by 20% from nominal
5. Part temperature (ambient + temp rise) should not exceed 125°C under worst case operating conditions
6. Frequency range up to 1.0 MHz

# HPC104N (11.5x10x4)

## Package Dimensions (mm)



See product table for W dimension



## Tape & Reel Specifications

### HPC104N-

700 PARTS PER REEL

### CARRIER TAPE DIMENSIONS (mm)



### REEL DIMENSIONS (mm)



2880 Lakeside Drive #116  
 Santa Clara, CA 95054  
 (650) 903-3800  
[www.haloelectronics.com](http://www.haloelectronics.com)

HALO® Electronics is a leading supplier of high quality communication magnetics including signal transformers, filters, CMR chokes, PoE power transformers, DC/DC converters, and integrated Ethernet connectors. HALO's leading edge technology solutions are manufactured in ISO9001 and ISO14001 factories offering high quality products at a competitive price.

# HPC073N (7.5x6.5x3)

SMD, Magnetically Shielded Power Inductor

**HALO**  
ELECTRONICS, INC.



## Product Features:

- Designed for switch mode power supplies
- Ideal for real estate sensitive applications such as cell phones and disc drives.
- Magnetically shielded design minimizes flux interferences.
- Available in tape and reel packaging.
- Please contact your representative for custom designs.

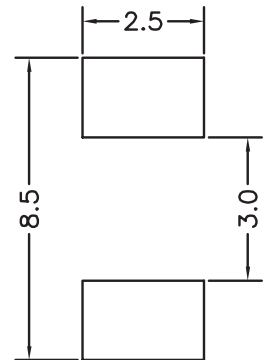
Part Number	Inductance ( $\mu\text{H}$ ) <sup>2</sup>	DCR (m $\Omega$ )		Heat Rating Current (ADC) <sup>3</sup>	Saturation Current (ADC) <sup>4</sup>
		TYP	MAX		
HPC073N-R22MTR	0.22	2.3	2.7	20	34
HPC073N-R33MTR	0.33	2.8	3.4	18	22
HPC073N-R36MTR	0.36	2.8	3.4	18	22
HPC073N-R47MTR	0.47	3.7	4.4	17	20
HPC073N-R56MTR	0.56	3.8	4.5	16	17
HPC073N-R68MTR	0.68	4.5	5	14	17
HPC073N-R82MTR	0.82	5.8	6.1	13	17
HPC073N-1R0MTR	1.0	6.3	7	12	15
HPC073N-1R5MTR	1.5	8	10	11	13
HPC073N-2R2MTR	2.2	17.5	19	7	11
HPC073N-3R3MTR	3.3	20	24	7	9
HPC073N-4R7MTR	4.7	26	29	5.3	7
HPC073N-5R6MTR	5.6	38	40	4.5	6
HPC073N-6R8MTR	6.8	40	42	4.5	5.5
HPC073N-8R2MTR	8.2	42	45	4.2	5

## Notes:

1. Operating Temperature: -55°C to +125°C
2. Inductance tolerance (100kHz, 0.25V, 0ADC):  $\pm 20\%$
3. DC current that will cause approximate 40°C rise in temperature
4. DC current that will cause inductance (L) drop by 20% from nominal
5. Part temperature (ambient + temp rise) should not exceed 125°C under worst case operating conditions
6. Frequency range up to 1.0 MHz

# HPC073N (7.5x6.5x3)

## Package Dimensions (mm)



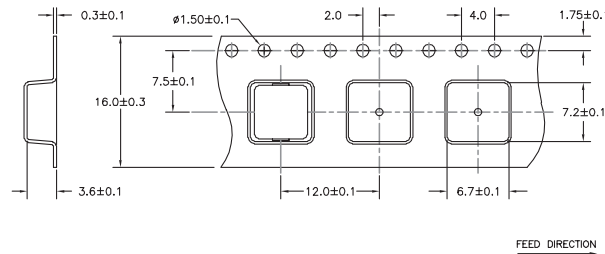
## Recommended Solder Pad

## Tape & Reel Specifications

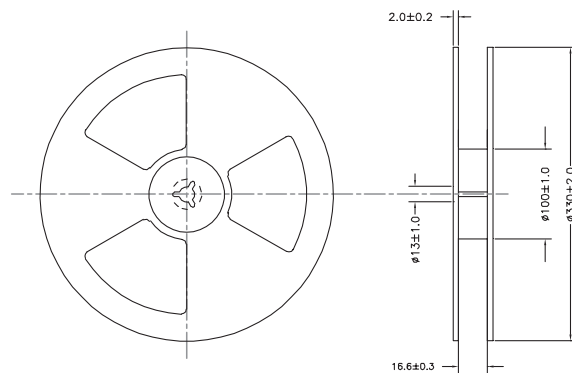
### HPC073N-

1000 PARTS PER REEL

### CARRIER TAPE DIMENSIONS (mm)



### REEL DIMENSIONS (mm)



2880 Lakeside Drive #116  
 Santa Clara, CA 95054  
 (650) 903-3800  
[www.haloelectronics.com](http://www.haloelectronics.com)

HALO® Electronics is a leading supplier of high quality communication magnetics including signal transformers, filters, CMR chokes, PoE power transformers, DC/DC converters, and integrated Ethernet connectors. HALO's leading edge technology solutions are manufactured in ISO9001 and ISO14001 factories offering high quality products at a competitive price.

# HPC042N (4.8x4x2)

SMD, Magnetically Shielded Power Inductor

**HALO**  
ELECTRONICS, INC.



## Product Features:

- Designed for switch mode power supplies
- Ideal for real estate sensitive applications such as cell phones and disc drives.
- Magnetically shielded design minimizes flux interferences.
- Available in tape and reel packaging.
- Please contact your representative for custom designs.

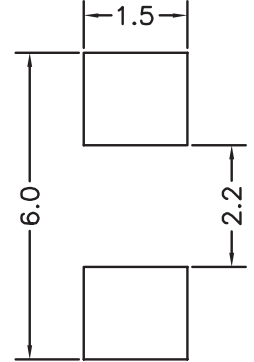
Part Number	Inductance ( $\mu\text{H}$ ) <sup>2</sup>	DCR (m $\Omega$ )		Heat Rating Current (ADC) <sup>3</sup>	Saturation Current (ADC) <sup>4</sup>
		TYP	MAX		
HPC042N-R22MTR	0.22	7.8	9.3	9	14
HPC042N-R36MTR	0.36	9.5	12	8	11
HPC042N-R47MTR	0.47	10	13	7	10
HPC042N-R56MTR	0.56	11.8	13.5	7	8
HPC042N-R68MTR	0.68	13.5	16	6.3	7
HPC042N-R82MTR	0.82	16	18	5.5	6.5
HPC042N-R88MTR	0.88	16	18	5.5	6.5
HPC042N-1R0MTR	1.0	18	21.6	5	6
HPC042N-1R2MTR	1.2	19	22	5	5
HPC042N-1R5MTR	1.5	22	26	5	5
HPC042N-2R2MTR	2.2	33	40	4.5	5
HPC042N-3R3MTR	3.3	42	48	3.6	4.3
HPC042N-4R7MTR	4.7	68	75	2.7	4

## Notes:

1. Operating Temperature: -55°C to +125°C
2. Inductance tolerance (100kHz, 0.25V, 0ADC):  $\pm 20\%$
3. DC current that will cause approximate 40°C rise in temperature
4. DC current that will cause inductance (L) drop by 20% from nominal
5. Part temperature (ambient + temp rise) should not exceed 125°C under worst case operating conditions
6. Frequency range up to 1.0 MHz

# HPC042N (4.8x4x2)

## Package Dimensions (mm)



## Recommended Solder Pad

## Tape & Reel Specifications

### HPC042N-

2000 PARTS PER REEL

### CARRIER TAPE DIMENSIONS (mm)



### REEL DIMENSIONS (mm)



2880 Lakeside Drive #116  
 Santa Clara, CA 95054  
 (650) 903-3800  
[www.haloelectronics.com](http://www.haloelectronics.com)

HALO® Electronics is a leading supplier of high quality communication magnetics including signal transformers, filters, CMR chokes, PoE power transformers, DC/DC converters, and integrated Ethernet connectors. HALO's leading edge technology solutions are manufactured in ISO9001 and ISO14001 factories offering high quality products at a competitive price.



Компания «ЭлектроПласт» предлагает заключение долгосрочных отношений при поставках импортных электронных компонентов на взаимовыгодных условиях!

Наши преимущества:

- Оперативные поставки широкого спектра электронных компонентов отечественного и импортного производства напрямую от производителей и с крупнейших мировых складов;
- Поставка более 17-ти миллионов наименований электронных компонентов;
- Поставка сложных, дефицитных, либо снятых с производства позиций;
- Оперативные сроки поставки под заказ (от 5 рабочих дней);
- Экспресс доставка в любую точку России;
- Техническая поддержка проекта, помощь в подборе аналогов, поставка прототипов;
- Система менеджмента качества сертифицирована по Международному стандарту ISO 9001;
- Лицензия ФСБ на осуществление работ с использованием сведений, составляющих государственную тайну;
- Поставка специализированных компонентов (Xilinx, Altera, Analog Devices, Intersil, Interpoint, Microsemi, Aeroflex, Peregrine, Syfer, Eurofarad, Texas Instrument, Miteq, Cobham, E2V, MA-COM, Hittite, Mini-Circuits, General Dynamics и др.);

Помимо этого, одним из направлений компании «ЭлектроПласт» является направление «Источники питания». Мы предлагаем Вам помощь Конструкторского отдела:

- Подбор оптимального решения, техническое обоснование при выборе компонента;
- Подбор аналогов;
- Консультации по применению компонента;
- Поставка образцов и прототипов;
- Техническая поддержка проекта;
- Защита от снятия компонента с производства.



#### Как с нами связаться

**Телефон:** 8 (812) 309 58 32 (многоканальный)

**Факс:** 8 (812) 320-02-42

**Электронная почта:** [org@eplast1.ru](mailto:org@eplast1.ru)

**Адрес:** 198099, г. Санкт-Петербург, ул. Калинина, дом 2, корпус 4, литера А.