



### Main

|                               |  |
|-------------------------------|--|
| Range of product              | Harmony XB5  |
| Product or component type     | Complete body/contact assembly and light block   |
| Device short name             | ZB5  |
| Fixing collar material        | Plastic  |
| Sale per indivisible quantity | 1  |
| Head type                     | Standard   |
| Contacts type and composition | 1 NC   |
| Contact operation             | Slow-break   |
| Connections - terminals       | Screw clamp terminals: $\leq 2 \times 1.5 \text{ mm}^2$ with cable end conforming to EN 60947-1<br>Screw clamp terminals: $\geq 1 \times 0.22 \text{ mm}^2$ without cable end conforming to EN 60947-1 |
| Light source                  | Protected LED  |
| Bulb base                     | Integral LED   |
| Light block supply            | Direct   |
| Light source colour           | Green  |

### Complementary

|  |   |
|--|---|
| CAD overall width  | 1.18 in (30 mm)   |
| CAD overall height                                       | 1.65 in (42 mm)   |
| CAD overall depth  | 1.26 in (32 mm)   |
| Terminals description ISO n°1                            | (11-12)NC   |
| Product weight   | 0.07 lb(US) (0.032 kg)  |
| Contacts usage   | Standard  |
| Positive opening   | With positive opening conforming to EN/IEC 60947-5-1 appendix K   |
| Operating travel   | 0.06 in (1.5 mm) (NC changing electrical state)<br>0.17 in (4.3 mm) (total travel)  |
| Operating force  | 2 N (NC changing electrical state)  |
| Mechanical durability                                    | 5000000 cycles  |
| Tightening torque  | 7.08...10.62 lbf.in (0.8...1.2 N.m) conforming to EN 60947-1  |
| Shape of screw head                                      | Cross head compatible with Philips no 1 screwdriver<br>Cross head compatible with pozidriv No 1 screwdriver<br>Slotted head compatible with flat $\varnothing 4 \text{ mm}$ screwdriver<br>Slotted head compatible with flat $\varnothing 5.5 \text{ mm}$ screwdriver   |
| Contacts material  | Silver alloy (Ag/Ni)  |
| Short-circuit protection                                 | 10 A cartridge fuse type gG conforming to EN/IEC 60947-5-1  |
| [I <sub>th</sub> ] conventional free air thermal current | 10 A conforming to EN/IEC 60947-5-1   |
| [U <sub>i</sub> ] rated insulation voltage               | 600 V (degree of pollution: 3) conforming to EN 60947-1   |
| [U <sub>imp</sub> ] rated impulse withstand voltage      | 6 kV conforming to EN 60947-1   |
| [I <sub>e</sub> ] rated operational current              | 3 A at 240 V, AC-15, A600 conforming to EN/IEC 60947-5-1<br>6 A at 120 V, AC-15, A600 conforming to EN/IEC 60947-5-1<br>0.1 A at 600 V, DC-13, Q600 conforming to EN/IEC 60947-5-1<br>0.27 A at 250 V, DC-13, Q600 conforming to EN/IEC 60947-5-1<br>0.55 A at 125 V, DC-13, Q600 conforming to EN/IEC 60947-5-1<br>1.2 A at 600 V, AC-15, A600 conforming to EN/IEC 60947-5-1  |
| Electrical durability                                    | 1000000 cycles, AC-15, 2 A at 230 V, operating rate: $\leq 3600 \text{ cyc/h}$ , load factor: 0.5 conforming to EN/IEC 60947-5-1 appendix C<br>1000000 cycles, AC-15, 3 A at 120 V, operating rate: $\leq 3600 \text{ cyc/h}$ , load factor: 0.5 conforming to EN/IEC 60947-5-1 appendix C<br>1000000 cycles, AC-15, 4 A at 24 V, operating rate: $\leq 3600 \text{ cyc/h}$ , load factor: 0.5 conforming to EN/IEC 60947-5-1 appendix C<br>1000000 cycles, DC-13, 0.2 A at 110 V, operating rate: $\leq 3600 \text{ cyc/h}$ , load factor: 0.5 conforming to EN/IEC 60947-5-1 appendix C<br>1000000 cycles, DC-13, 0.5 A at 24 V, operating rate: $\leq 3600 \text{ cyc/h}$ , load factor: 0.5 |

The information provided in this documentation contains general descriptions and/or technical characteristics of the products contained herein. This documentation is not intended as a substitute for and is not to be used for determining suitability or reliability of these products for specific user applications. It is the duty of any such user or integrator to perform the appropriate and complete risk analysis, evaluation and testing of the products with respect to the relevant specific application or use thereof. Neither Schneider Electric Industries SAS nor any of its affiliates or subsidiaries shall be responsible or liable for misuse of the information contained herein.

conforming to EN/IEC 60947-5-1 appendix C

|                           |   |
|---------------------------|---|
| Electrical reliability    | $\Lambda < 10\text{exp}(-6)$ at 5 V, 1 mA in clean environment conforming to EN/IEC 60947-5-4<br>$\Lambda < 10\text{exp}(-8)$ at 17 V, 5 mA in clean environment conforming to EN/IEC 60947-5-4 |
| Signalling type           | Steady  |
| [Us] rated supply voltage | 24 V AC/DC, 50/60 Hz  |
| Supply voltage limits     | 19.2...30 V DC<br>21.6...26.4 V AC  |
| Current consumption       | 18 mA   |
| Service life              | 100000 h at rated voltage and 25 °C   |
| Surge withstand           | 1 kV conforming to IEC 61000-4-5  |

## Environment

|                                       |  |
|---------------------------------------|--|
| protective treatment                  | TH   |
| ambient air temperature for storage   | -40...158 °F (-40...70 °C)   |
| ambient air temperature for operation | -40...158 °F (-40...70 °C)   |
| electrical shock protection class     | Class II conforming to IEC 60536   |
| standards                             | EN/IEC 60947-1<br>EN/IEC 60947-5-1<br>EN/IEC 60947-5-4<br>JIS C 4520<br>UL 508<br>CSA C22.2 No 14  |
| product certifications                | BV<br>CSA<br>DNV<br>GL<br>LROS (Lloyds register of shipping)<br>RINA<br>UL listed  |
| vibration resistance                  | 5 gn (f = 2...500 Hz) conforming to IEC 60068-2-6  |
| shock resistance                      | 30 gn (duration = 18 ms) half sine wave acceleration conforming to IEC 60068-2-27<br>50 gn (duration = 11 ms) half sine wave acceleration conforming to IEC 60068-2-27 |
| resistance to fast transients         | 2 kV conforming to IEC 61000-4-4   |
| resistance to electromagnetic fields  | 9.14 V/yd (10 V/m) conforming to IEC 61000-4-3   |
| resistance to electrostatic discharge | 6 kV on contact (on metal parts) conforming to IEC 61000-2-6<br>8 kV in free air (in insulating parts) conforming to IEC 61000-2-6                                     |
| electromagnetic emission              | Class B conforming to IEC 55011  |
| customizable                          | No   |

## Offer Sustainability

WARNING: This product can expose you to chemicals including:

Lead and lead compounds, which is known to the State of California to cause cancer and birth defects or other reproductive harm.

For more information go to [www.p65warnings.ca.gov](http://www.p65warnings.ca.gov)

WARNING: This product can expose you to chemicals including:

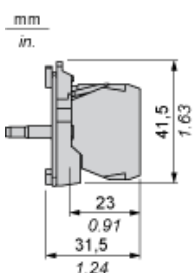
Lead and lead compounds, which is known to the State of California to cause cancer and birth defects or other reproductive harm.

For more information go to [www.p65warnings.ca.gov](http://www.p65warnings.ca.gov)

## Contractual warranty

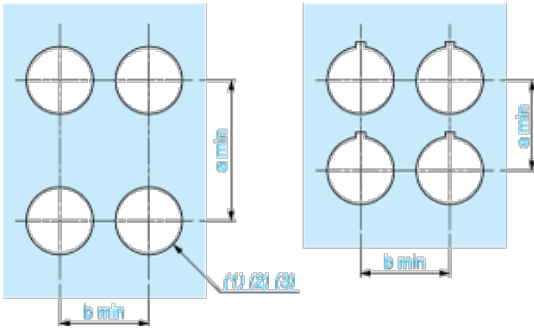
|                 |           |
|-----------------|-----------|
| Warranty period | 18 months |
|-----------------|-----------|

## Dimensions



## Panel Cut-out for Pushbuttons, Switches and Pilot Lights (Finished Holes, Ready for Installation)

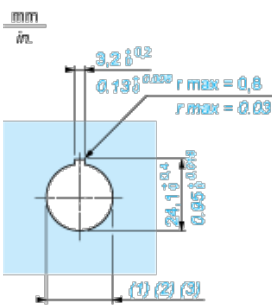
### Connection by Screw Clamp Terminals or Plug-in Connectors or on Printed Circuit Board



- (1) Diameter on finished panel or support
- (2) For selector switches and Emergency stop buttons, use of an anti-rotation plate type ZB5AZ902 is recommended.
- (3)  $\varnothing 22.5$  mm recommended ( $\varnothing 22.3 \text{ }_0^{+0.4}$ ) /  $\varnothing 0.89$  in. recommended ( $\varnothing 0.88 \text{ in. }_0^{+0.016}$ )

| Connections                                   | a in mm | a in in. | b in mm | b in in. |
|---|---------|----------|---------|----------|
| By screw clamp terminals or plug-in connector | 40      | 1.57     | 30      | 1.18     |
| By Faston connectors                          | 45      | 1.77     | 32      | 1.26     |
| On printed circuit board                      | 30      | 1.18     | 30      | 1.18     |

### Detail of Lug Recess



- (1) Diameter on finished panel or support
- (2) For selector switches and Emergency stop buttons, use of an anti-rotation plate type ZB5AZ902 is recommended.
- (3)  $\varnothing 22.5$  mm recommended ( $\varnothing 22.3 \text{ }_0^{+0.4}$ ) /  $\varnothing 0.89$  in. recommended ( $\varnothing 0.88 \text{ in. }_0^{+0.016}$ )



Компания «ЭлектроПласт» предлагает заключение долгосрочных отношений при поставках импортных электронных компонентов на взаимовыгодных условиях!

Наши преимущества:

- Оперативные поставки широкого спектра электронных компонентов отечественного и импортного производства напрямую от производителей и с крупнейших мировых складов;
- Поставка более 17-ти миллионов наименований электронных компонентов;
- Поставка сложных, дефицитных, либо снятых с производства позиций;
- Оперативные сроки поставки под заказ (от 5 рабочих дней);
- Экспресс доставка в любую точку России;
- Техническая поддержка проекта, помощь в подборе аналогов, поставка прототипов;
- Система менеджмента качества сертифицирована по Международному стандарту ISO 9001;
- Лицензия ФСБ на осуществление работ с использованием сведений, составляющих государственную тайну;
- Поставка специализированных компонентов (Xilinx, Altera, Analog Devices, Intersil, Interpoint, Microsemi, Aeroflex, Peregrine, Syfer, Eurofarad, Texas Instrument, Miteq, Cobham, E2V, MA-COM, Hittite, Mini-Circuits, General Dynamics и др.);

Помимо этого, одним из направлений компании «ЭлектроПласт» является направление «Источники питания». Мы предлагаем Вам помощь Конструкторского отдела:

- Подбор оптимального решения, техническое обоснование при выборе компонента;
- Подбор аналогов;
- Консультации по применению компонента;
- Поставка образцов и прототипов;
- Техническая поддержка проекта;
- Защита от снятия компонента с производства.



#### Как с нами связаться

**Телефон:** 8 (812) 309 58 32 (многоканальный)

**Факс:** 8 (812) 320-02-42

**Электронная почта:** [org@eplast1.ru](mailto:org@eplast1.ru)

**Адрес:** 198099, г. Санкт-Петербург, ул. Калинина, дом 2, корпус 4, литера А.