

Surface Mount Fuse, 7.4 x 3.1 mm, Time-Lag T, 125 VAC, 125 VDC



Exemplary part photo depending on part no.

UL 248-14 · 125 VAC · 125 VDC · Time-Lag T

See below:

[Approvals and Compliances](#)

### Description

- Directly solderable on printed circuit boards

### References

[Packaging Details](#)

Corresponding Fuseholder

Assembled Fuseholder

### Weblinks

[pdf data sheet](#), [html datasheet](#), [General Product Information](#), [Packaging details](#), [Distributor-Stock-Check](#), [Detailed request for product](#)

### Technical Data

Rated Voltage	125 VAC, 125 VDC
Rated current	0.25 - 6.3 A
Breaking Capacity	100 A
Characteristic	Time-Lag T
Mounting	PCB, SMT
Admissible Ambient Air Temp.	-40 °C to +85 °C
Climatic Category	40/085/21 acc. to IEC 60068-1
Material: Housing	Thermoplastic, UL 94V-0
Material: Terminals	Tin-Plated Copper Alloy
Unit Weight	0.01 g
Storage Conditions	0 °C to 40 °C, max. 70% r.h.
Product Marking	 Type, Rated current, Certification marks

Soldering Methods	Reflow, Wave <a href="#">Soldering Profile</a>
Solderability	245 °C / 3 sec acc. to IEC 60068-2-58, Test Td
Resistance to Soldering Heat	260 +0/-5 °C / 40 sec acc. to IPC/JEDEC J-STD-020D, Level 1
Moisture Sensitivity Level	MSL 1, J-STD-020
Case Resistance	acc. to EIA/IS-722, Test 4.7 >100 MΩ (between leads and body)
Moisture Resistance Test	MIL-STD-202, Method 106 (50 cycles in a temp./mister chamber)
Mechanical Shock	MIL-STD-202, Method 213 Condition A
Resistance to Solvents	MIL-STD-202, Method 215
Terminal Strength	MIL-STD-202, Method 211A (Deflection of board 1 mm for 1 minute)

### Approvals and Compliances


Detailed information on product approvals, code requirements, usage instructions and detailed test conditions can be looked up in [Details about Approvals](#)

SCHURTER products are designed for use in industrial environments. They have approvals from independent testing bodies according to national and international standards. Products with specific characteristics and requirements such as required in the automotive sector according to IATF 16949, medical technology according to ISO 13485 or in the aerospace industry can be offered exclusively with customer-specific, individual agreements by SCHURTER.

### Approvals



The approval mark is used by the testing authorities to certify compliance with the safety requirements placed on electronic products.

Approval Reference Type: OMT 125

Approval Logo	Certificates	Certification Body	Description
	<a href="#">UL Approvals</a>	UL	UL File Number: E41599

### Product standards

Product standards that are referenced

Organization	Design	Standard	Description
	Designed according to	UL 248-14	Low voltage fuses - Part 14: Additional fuses
	Designed according to	CSA22.2 No. 248.14	Low-Voltage Fuses - Part 14: Supplemental Fuses





## Application standards

Application standards where the product can be used

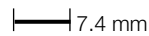
Organization	Design	Standard	Description
	Designed for applications acc.	IEC/UL 62368-1	IEC 62368-1 includes the basic requirements for safety of audio, video, information technology and office equipment.

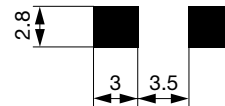
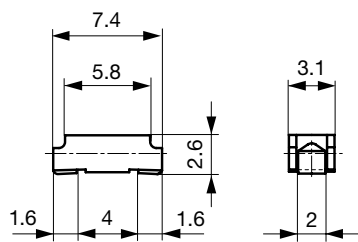
## Compliances

The product complies with following Guide Lines

Identification	Details	Initiator	Description
	<a href="#">CE declaration of conformity</a>	SCHURTER AG	The CE marking declares that the product complies with the applicable requirements laid down in the harmonisation of Community legislation on its affixing in accordance with EU Regulation 765/2008.
	RoHS	SCHURTER AG	Directive RoHS 2011/65/EU, Amendment (EU) 2015/863
	China RoHS	SCHURTER AG	The law SJ / T 11363-2006 (China RoHS) has been in force since 1 March 2007. It is similar to the EU directive RoHS.
	REACH	SCHURTER AG	On 1 June 2007, Regulation (EC) No 1907/2006 on the Registration, Evaluation, Authorization and Restriction of Chemicals 1 (abbreviated as "REACH") entered into force.

## Dimension [mm]

 7.4 mm

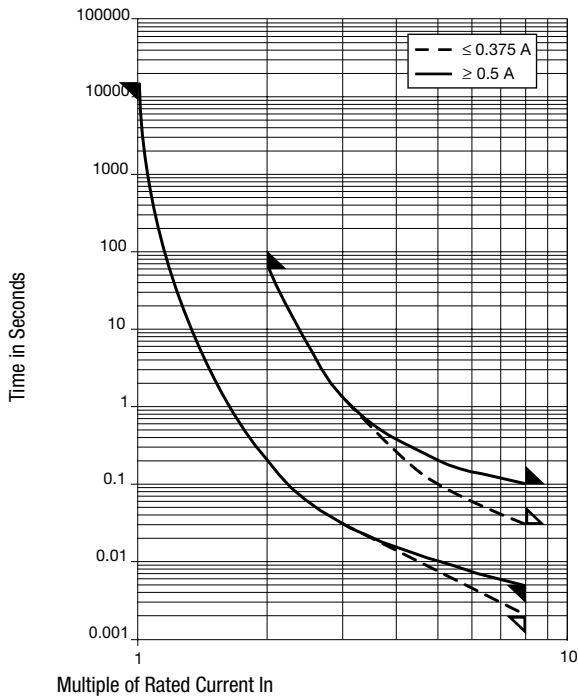


Soldering pads

## Pre-Arcing Time

Rated Current I <sub>n</sub>	1.0 x I <sub>n</sub> min.	2.0 x I <sub>n</sub> max.	8.0 x I <sub>n</sub> min.	8.0 x I <sub>n</sub> max.
0.25 A - 0.375 A	4 h	60 s	2 ms	30 ms
0.5 A - 6.3 A	4 h	60 s	5 ms	100 ms

Time-Current-Curves



All Variants

Rated Current [A]	Rated Voltage [VAC]	Rated Voltage [VDC]	Breaking Capacity	Voltage Drop 1.0 I <sub>n</sub> typ. [mV]	Power Dissipation 1.0 I <sub>n</sub> typ. [mW]	Melting I <sup>2</sup> t 8.0 I <sub>n</sub> typ. [A <sup>2</sup> s]	$U_{LUS}$	Order Number
0.25	125	125	1)	142	35.5	0.02	●	3404.0110.11
0.25	125	125	1)	142	35.5	0.02	●	3404.0110.22
0.25	125	125	1)	142	35.5	0.02	●	3404.0110.24
0.375	125	125	1)	123	46.1	0.054	●	3404.0111.11
0.375	125	125	1)	123	46.1	0.054	●	3404.0111.22
0.375	125	125	1)	123	46.1	0.054	●	3404.0111.24
0.5	125	125	1)	95	47.5	0.16	●	3404.0112.11
0.5	125	125	1)	95	47.5	0.16	●	3404.0112.22
0.5	125	125	1)	95	47.5	0.16	●	3404.0112.24
0.75	125	125	1)	92	69	0.43	●	3404.0113.11
0.75	125	125	1)	92	69	0.43	●	3404.0113.22
0.75	125	125	1)	92	69	0.43	●	3404.0113.24
1	125	125	1)	88	88	0.77	●	3404.0114.11
1	125	125	1)	88	88	0.77	●	3404.0114.22
1	125	125	1)	88	88	0.77	●	3404.0114.24
1.5	125	125	1)	82	123	1.73	●	3404.0115.11
1.5	125	125	1)	82	123	1.73	●	3404.0115.22
1.5	125	125	1)	82	123	1.73	●	3404.0115.24
2	125	125	1)	75	150	3.58	●	3404.0116.11
2	125	125	1)	75	150	3.58	●	3404.0116.22
2	125	125	1)	75	150	3.58	●	3404.0116.24
2.5	125	125	1)	137	343	5.6	●	3404.0117.11
2.5	125	125	1)	137	343	5.6	●	3404.0117.22
2.5	125	125	1)	137	343	5.6	●	3404.0117.24
3	125	125	1)	128	384	8.06	●	3404.0118.11
3	125	125	1)	128	384	8.06	●	3404.0118.22
3	125	125	1)	128	384	8.06	●	3404.0118.24
3.5	125	125	1)	119	417	11.76	●	3404.0119.11

Rated Current [A]	Rated Voltage [VAC]	Rated Voltage [VDC]	Breaking Capacity	Voltage Drop 1.0 I <sub>n</sub> typ. [mV]	Power Dissipation 1.0 I <sub>n</sub> typ. [mW]	Melting I <sup>2</sup> t 8.0 I <sub>n</sub> typ. [A <sup>2</sup> s]		Order Number
3.5	125	125	1)	119	417	11.76	●	3404.0119.22
3.5	125	125	1)	119	417	11.76	●	3404.0119.24
4	125	125	1)	77	308	12.3	●	3404.0120.11
4	125	125	1)	77	308	12.3	●	3404.0120.22
4	125	125	1)	77	308	12.3	●	3404.0120.24
5	125	125	1)	79	395	20.8	●	3404.0121.11
5	125	125	1)	79	395	20.8	●	3404.0121.22
5	125	125	1)	79	395	20.8	●	3404.0121.24
6.3	125	125	1)	82	516	25.4	●	3404.0122.11
6.3	125	125	1)	82	516	25.4	●	3404.0122.22
6.3	125	125	1)	82	516	25.4	●	3404.0122.24

 Most Popular.

Availability for all products can be searched real-time: <https://www.schurter.com/en/Stock-Check/Stock-Check-SCHURTER>

1) 100 A @ 125 VAC / 100 A @ 125 VDC

Packaging Unit		
	.xx = .11	Plastic Bag (100 pcs.)
	.xx = .22	Blister Tape 18 cm Reel (750 pcs.)
	.xx = .24	Blister Tape 33 cm Reel (3000 pcs.)



Компания «ЭлектроПласт» предлагает заключение долгосрочных отношений при поставках импортных электронных компонентов на взаимовыгодных условиях!

Наши преимущества:

- Оперативные поставки широкого спектра электронных компонентов отечественного и импортного производства напрямую от производителей и с крупнейших мировых складов;
- Поставка более 17-ти миллионов наименований электронных компонентов;
- Поставка сложных, дефицитных, либо снятых с производства позиций;
- Оперативные сроки поставки под заказ (от 5 рабочих дней);
- Экспресс доставка в любую точку России;
- Техническая поддержка проекта, помощь в подборе аналогов, поставка прототипов;
- Система менеджмента качества сертифицирована по Международному стандарту ISO 9001;
- Лицензия ФСБ на осуществление работ с использованием сведений, составляющих государственную тайну;
- Поставка специализированных компонентов (Xilinx, Altera, Analog Devices, Intersil, Interpoint, Microsemi, Aeroflex, Peregrine, Syfer, Eurofarad, Texas Instrument, Miteq, Cobham, E2V, MA-COM, Hittite, Mini-Circuits, General Dynamics и др.);

Помимо этого, одним из направлений компании «ЭлектроПласт» является направление «Источники питания». Мы предлагаем Вам помощь Конструкторского отдела:

- Подбор оптимального решения, техническое обоснование при выборе компонента;
- Подбор аналогов;
- Консультации по применению компонента;
- Поставка образцов и прототипов;
- Техническая поддержка проекта;
- Защита от снятия компонента с производства.



#### Как с нами связаться

**Телефон:** 8 (812) 309 58 32 (многоканальный)

**Факс:** 8 (812) 320-02-42

**Электронная почта:** [org@eplast1.ru](mailto:org@eplast1.ru)

**Адрес:** 198099, г. Санкт-Петербург, ул. Калинина, дом 2, корпус 4, литера А.