


# 3M™ CP2 Press-Fit Socket

2 mm Type AB, 95, 110 and 125 Signal Contacts Right Angle

CP2 Series



- 25 mm basic system unit
- 38, 44 and 50 mm module
- Designed according to IEC 61076-4-101 and IEC 60352-5 Standards
- 2 mm grid spacing allows for high signal density at low cost
- “Eye of the Needle” compliant pin press-fit design reduces manufacturing time and cost
- Additional grounding row available for improved ground bounce and EMI immunity
- Mates with 5-row 3M™ MetPak™ HM and CP2 Headers
- End-to-end stackable with 5-row 3M™ MetPak™ HSHM, HM and CP2 Sockets
- See the Regulatory Information Appendix (RIA) in the “RoHS compliance” section of [www.3Mconnector.com](http://www.3Mconnector.com) for compliance information (RIA E1 & C1 apply)

Date Modified: March 2, 2010

TS-2264-B  
Sheet 1 of 2

---

## Physical

### Insulation:

Material: High Temperature Thermoplastic (LCP)

Flammability: UL94V-0

### Contact:

Material: Copper Alloy

Plating: See Ordering Information

---

## Mechanical

Mating Force:  $\leq 0.75\text{N/PIN}$

Withdrawl Force:  $\geq 0.15\text{N/PIN}$

Mating and Un-mating Operations: 50

---

## Electrical

Contact Resistance:  $\leq 20\text{ m}$

Insulation Resistance:  $\geq 10,000\text{ M}$

Test Voltage:  $750\text{ VAC}_{\text{RMS}}$

---

## Environmental

Temperature Ratings:  $-55^{\circ}\text{C}$  to  $+125^{\circ}\text{C}$

---

## PCB Data

Recommended PCB Plated Through Hole:  $\varnothing 0.6\pm 0.05\text{ mm}$

Drill hole diameter:  $\varnothing 0.7\pm 0.02\text{ mm}$

Hole platings: Cu 25~50  $\mu\text{m}$ , Sn or SnPb < 10  $\mu\text{m}$

PCB thickness: 1.4 - 4.2 mm

Press-In Force:  $\leq 204\text{N/pin}$  on nominal hole diameter

Retention Force:  $\geq 13.5\text{N/pin}$  on nominal hole diameter

---

**3M**

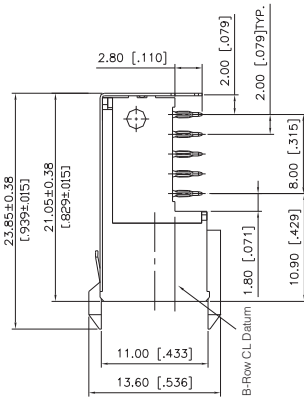
Electronic Solutions Division  
Interconnect Solutions  
<http://www.3Mconnector.com>

3M is a trademark of 3M Company.  
For technical, sales or ordering information call  
**800-225-5373**

# 3M™ CP2 Press-Fit Socket

2 mm Type AB, 95, 110 and 125 Signal Contacts Right Angle

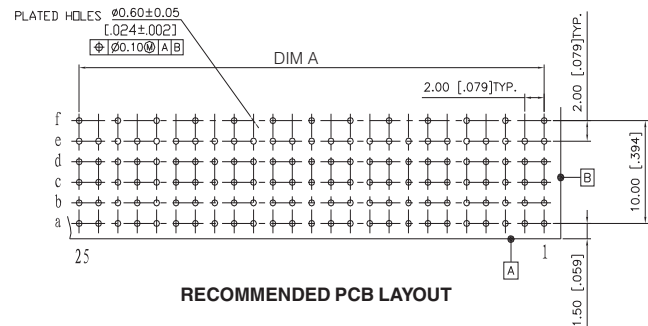
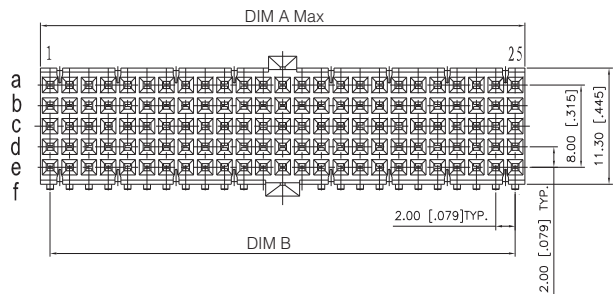
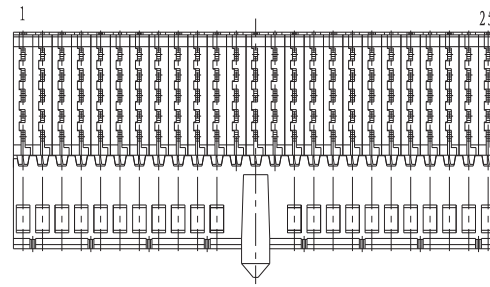
CP2 Series



mm [Inch]			
Tolerance Unless Noted			
	0.	.0	.00
mm	1	0.3	0.13

[ ] Dimensions for Reference only

Signal Contact Quantity	Dimension A	Dimension B
95	38.00 [1.496]	36.00 [1.417]
110	44.00 [1.732]	42.00 [1.653]
125	50.00 [1.968]	48.00 [1.890]



## Ordering Information

### CP2-SABXXX-X1-XXXX

Number of Signal Contacts:  
095, 110 and 125

Shield Options:  
G= Upper Shield  
Blank= No Shield

#### Plating Options

TG30= 30–40 μm Gold Contact Area  
100–200 μm Bright Tin-Lead  
50–80 μm Nickel Underplate  
(RIA E2 & C2 apply)

FJ= 10–20 μm Gold Contact Area  
100–200 μm Matte Tin  
50–80 μm Nickel Underplate  
(RIA E1 & C1 apply)

KR= 30–40 μm Gold Contact Area  
100–200 μm Matte Tin  
50–80 μm Nickel Underplate  
(RIA E1 & C1 apply)

\* This diagram serves only for Part Number descriptive definitions.

PLEASE CONTACT YOUR LOCAL SALES REPRESENTATIVE FOR CUSTOMER SPECIFIC PRODUCT CONFIGURATIONS.

TS-2264-B  
Sheet 2 of 2

**Important Notice**

All statements, technical information, and recommendations related to 3M's products are based on information believed to be reliable, but the accuracy or completeness is not guaranteed. Before using this product, you must evaluate it and determine if it is suitable for your intended application. You assume all risks and liability associated with such use. Any statements related to the product which are not contained in 3M's current publications, or any contrary statements contained on your purchase order shall have no force or effect unless expressly agreed upon, in writing, by an authorized officer of 3M.

**Warranty; Limited Remedy; Limited Liability.**

This product will be free from defects in material and manufacture for a period of one (1) year from the time of purchase. **3M MAKES NO OTHER WARRANTIES INCLUDING, BUT NOT LIMITED TO, ANY IMPLIED WARRANTY OF MERCHANTABILITY OR FITNESS FOR A PARTICULAR PURPOSE.** If this product is defective within the warranty period stated above, your exclusive remedy shall be, at 3M's option, to replace or repair the 3M product or refund the purchase price of the 3M product. **Except where prohibited by law, 3M will not be liable for any indirect, special, incidental or consequential loss or damage arising from this 3M product, regardless of the legal theory asserted.**

**3M Electronics Solutions Division**

6801 River Place Blvd.  
Austin, TX 78726-9000  
U.S.A.  
1-800-225-5373  
[www.3Mconnector.com](http://www.3Mconnector.com)

Please recycle. Printed in USA.  
© 3M 2010. All rights reserved.  
RIA-2217B-E

3M is a trademark of 3M Company.



Компания «ЭлектроПласт» предлагает заключение долгосрочных отношений при поставках импортных электронных компонентов на взаимовыгодных условиях!

Наши преимущества:

- Оперативные поставки широкого спектра электронных компонентов отечественного и импортного производства напрямую от производителей и с крупнейших мировых складов;
- Поставка более 17-ти миллионов наименований электронных компонентов;
- Поставка сложных, дефицитных, либо снятых с производства позиций;
- Оперативные сроки поставки под заказ (от 5 рабочих дней);
- Экспресс доставка в любую точку России;
- Техническая поддержка проекта, помощь в подборе аналогов, поставка прототипов;
- Система менеджмента качества сертифицирована по Международному стандарту ISO 9001;
- Лицензия ФСБ на осуществление работ с использованием сведений, составляющих государственную тайну;
- Поставка специализированных компонентов (Xilinx, Altera, Analog Devices, Intersil, Interpoint, Microsemi, Aeroflex, Peregrine, Syfer, Eurofarad, Texas Instrument, Miteq, Cobham, E2V, MA-COM, Hittite, Mini-Circuits, General Dynamics и др.);

Помимо этого, одним из направлений компании «ЭлектроПласт» является направление «Источники питания». Мы предлагаем Вам помощь Конструкторского отдела:

- Подбор оптимального решения, техническое обоснование при выборе компонента;
- Подбор аналогов;
- Консультации по применению компонента;
- Поставка образцов и прототипов;
- Техническая поддержка проекта;
- Защита от снятия компонента с производства.



#### Как с нами связаться

**Телефон:** 8 (812) 309 58 32 (многоканальный)

**Факс:** 8 (812) 320-02-42

**Электронная почта:** [org@eplast1.ru](mailto:org@eplast1.ru)

**Адрес:** 198099, г. Санкт-Петербург, ул. Калинина, дом 2, корпус 4, литера А.