



FACTORY AUTOMATION

POWER AND CONTROL MEDIA



miniBOSS™, microBOSS™ M12, DeviceNet™,
PowerBOSSlite™ M35 and ControlPower™

SETTINGYOURWORLDINMOTION

We are **Amphenol**, a GLOBAL LEADER in providing YOU with INTERCONNECT OPTIONS and SOLUTIONS.

We fulfill your interconnect requirements, freeing you up to focus on your core business. [WE RECOGNIZE YOUR REQUIREMENTS AS OUR TOP PRIORITY](#) and are committed to constantly meeting and exceeding your expectations.



Amphenol Sine Systems has the ability to offer many Factory Automation solutions to YOU, the consumer. With our GLOBAL design and manufacturing presence, we are able to provide quick-turn services, no matter the project or location. With such a large GLOBAL footprint, you can rest assured that Amphenol Sine Systems will be able to provide you the most cost-effective and economical solutions for your needs.

The products in this catalog were developed in response to the need for a robust, streamlined and scalable product for use in all robotic and material handling systems, such as: conveyors, sorting, automated storage and retrieval, packaging, overhead transport, palletizing and any other options imaginable.

The **miniBOSS™** system is offered in 2, 3, 4, 5 and 6 position configurations. This system allows for cost-effective power and signal distribution, utilizing UL STOOW/CSA Type ST cable, as well as High Flex TPE jacketed UL Listed TC-ER cable.

The **microBOSS™ M12** system is offered in 3, 4, and 5 pin configurations that deliver signal to a wide variety of devices, utilizing both UL AWM-style 2661 and CSA AWM I/II A/B cable, as well as Flex and High Flex cable options.

DeviceNet™ cables are available in static, thick and thin sizes, set to cover the many different demands in the field, utilizing UL Type CL2 or PLTC and CSA AWM I/II A/B FT4 cable, as well as Flex and High Flex cable options.

The **PowerBOSSLite™ M35** power distribution system was developed in response to a need for a simplified and standardized design with modular plug and play set-up, utilizing dual-rated TC-ER/STOOW cables. One of the benefits is that excessive parts and labor costs have been eliminated, in terms of installation and maintenance, in the system. In addition, **PowerBOSSLite™ M35** system was designed to fit with other industry products of the same nature, allowing you the flexibility of choice. No longer are you tied down to one specific provider of parts.

Lastly, our **ControlPower™** line, specifically developed as a 6 pin/5 use option to support the Rockwell ArmorStart system, is now available thru us without having to purchase directly from Rockwell Automation. This system utilizes UL Dual-rated TC-ER STOOW and CSA STOOW cable.

Changes to the NFPA 79 Code

The NFPA 79 Code was changed in 2002 to state that although conductors must be run from terminal to terminal without splices, factory applied connectors molded to cables shall be permitted and not considered splices. This reduces the chance of mis-wiring, allows for quick replacement of cables and the use of tees for easy addition of drop cable assemblies.

It also states that conductors and their connections external to the control panel shall be totally enclosed in suitable raceways or enclosures. But, exposed cables installed along the structure of the equipment or chassis of the machinery shall be permitted as long as they are installed closely to follow the surface and structural members of the machinery. This permits the use of cable assemblies to replace conduit and raceways allowing faster and more cost effective installation. Amphenol Sine Systems provides Tray Rated Exposed Run cable to you so that you benefit from this increased architectural flexibility.

The NFPA 79 code was changed in 2007 to state that single conductor and multi-conductor AWM are no longer permitted for use on industrial machinery, unless the entire assembly is UL listed. Many reasons lead to the restriction of AWM's use: a wide degree of flame ratings, incorrect application, a wide degree of mechanical characteristics and NEC does not recognize it as acceptable for wiring installation. To comply with NFPA 79 code Amphenol Sine Systems offers the following options: Machine Tool Wire (MTW) and Tray Rated Cable (UL Type TC, TC-ER and PLTC) For pre-listed machinery we offer AWM, etc.

RoHS Compliant  All materials in our products meet the requirements of the European Directive 2002/95/EC, Issue 13.2.2003.






miniBOSS™ System.....	1 - 5
microBOSS™ M12 System.....	6 - 9
DeviceNet™ System.....	10 - 13
PowerBOSSLite™ M35 System	14 - 18
ControlPower™ System.....	19 - 22

ArmorStart is a trademark of Rockwell Automation Inc. All rights reserved. / DeviceNet™ is a trademark of ODVA. All rights reserved.

miniBOSS™ System

ENVIRONMENTAL			
TEMPERATURE RANGE	-20°C to +105°C	PROTECTION	IP 68, NEMA 6P
CABLE			
CABLE DIAMETER	2/C - .37" [9.4MM]	Yellow PVC jacket	
	3/C - .41" [10.4MM]	PVC insulated #16 AWG stranded copper (65 X #34)	
	4/C - .42" [10.7MM]	UL listed type ST00W	
	5/C - .50" [12.7MM]	CSA certified type ST	
	6/C - .54" [13.7MM]	600V, 105°C	
	TECHNICAL DATA		
VOLTAGE RATING	600VAC/600VDC	CONTACT PLATING	5μ inches (min) Gold, over 25μ inches (min) Nickel
AMPERAGE	See below	CONNECTOR FACE	PVC
BODY	Oil resistant PVC	COUPLER	Machined Aluminum, Anodized
CONTACTS	Copper Alloy	RECEPTACLE HOUSING	Machined Aluminum, Anodized

miniBOSS™ Patchcords and Cordsets

	2P	3P	4P	5P	6P
Male Face View					
Color Code	1 - White 2 - Black	1 - Green 3 - White 2 - Black	1 - Black 3 - Red 2 - White 4 - Green	1 - White 4 - Orange 2 - Red 5 - Black 3 - Green	1 - White 4 - Orange 2 - Red 5 - Black 3 - Green 6 - Blue
Voltage	600 V	600 V	600 V	600 V	600 V
Current	13 A	13 A	10 A	8 A	8 A
Conductor	16 AWG	16 AWG	16 AWG	16 AWG	16 AWG

miniBOSS™ Double-Ended Patchcords

with 16AWG 600V Plugs, ST00W Cable



Female/Male	FIG*	2P	3P	4P	5P	6P
Straight/ Straight	1,2	MN27A4AC01Mxxx	MN37A4AC01Mxxx	MN47A4AC01Mxxx	MN57A4AC01Mxxx	MN67A4AC01Mxxx
90°/Straight	1,4	MN27A4BC01Mxxx	MN37A4BC01Mxxx	MN47A4BC01Mxxx	MN57A4BC01Mxxx	MN67A4BC01Mxxx
Straight/ 90°	2,3	MN27B4AC01Mxxx	MN37B4AC01Mxxx	MN47B4AC01Mxxx	MN57B4AC01Mxxx	MN67B4AC01Mxxx
90°/90°	3,4	MN27B4BC01Mxxx	MN37B4BC01Mxxx	MN47B4BC01Mxxx	MN57B4BC01Mxxx	MN67B4BC01Mxxx

FIG*: Reference Dimensions on Page 2. | Mxxx = length in meters. | Standard lengths offered: 1, 3, 6, 10, 15 (meters)

miniBOSS™

Custom Options: Contact your Sales Representative. Coupler Options: Stainless Steel, Plastic

miniBOSS™ Single-Ended Cordsets - MALE

with 16AWG 600V Plugs, ST00W Cable



All Dimensions in: Inch [mm]

Male	FIG*	2P	3P	4P	5P	6P
Straight	2	MN23AC01Mxxx	MN33AC01Mxxx	MN43AC01Mxxx	MN53AC01Mxxx	MN63AC01Mxxx
90°	4	MN23BC01Mxxx	MN33BC01Mxxx	MN43BC01Mxxx	MN53BC01Mxxx	MN63BC01Mxxx

FIG*: Reference Dimensions below. | Mxxx = length in meters. | Standard lengths offered: 1, 3, 6, 10, 15 (meters)

miniBOSS™ Single-Ended Cordsets - FEMALE

with 16AWG 600V Plugs, ST00W Cable

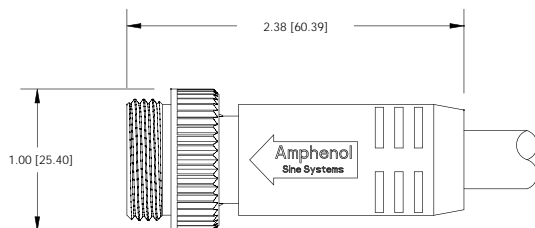


Female	FIG*	2P	3P	4P	5P	6P
Straight	2	MN24AC01Mxxx	MN34AC01Mxxx	MN44AC01Mxxx	MN54AC01Mxxx	MN64AC01Mxxx
90°	4	MN24BC01Mxxx	MN34BC01Mxxx	MN44BC01Mxxx	MN54BC01Mxxx	MN64BC01Mxxx

FIG*: Reference Dimensions below. | Mxxx = length in meters. | Standard lengths offered: 1, 3, 6, 10, 15 (meters)

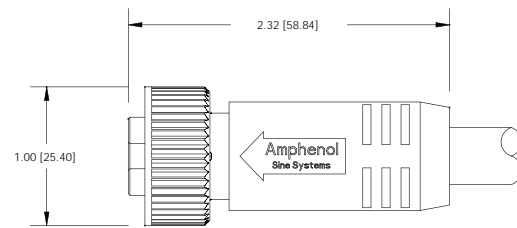
DIMENSIONS - Male Straight (Exterior Thread)

FIG 1



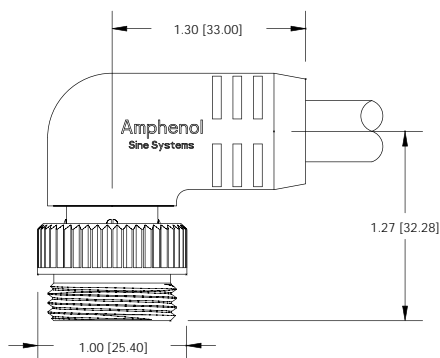
DIMENSIONS - Female Straight / Male Straight

FIG 2



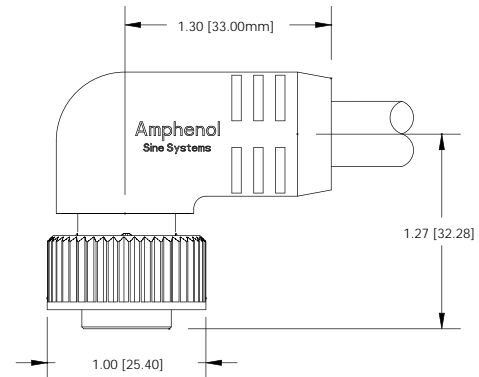
DIMENSIONS - Male 90° (Exterior Thread)

FIG 3



DIMENSIONS - Female 90° / Male 90°

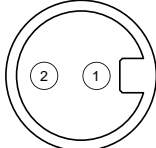
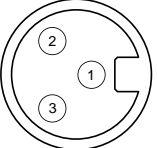
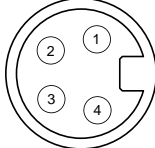
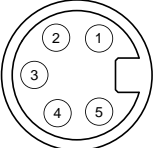
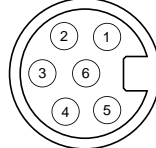
FIG 4



Custom Options: Contact your Sales Representative.
Coupler Options: Stainless Steel, Plastic

miniBOSS™ Receptacles and Dimensions

All Dimensions in: Inch [mm]

	2P	3P	4P	5P	6P
Male Face View					
Color Code	1 - White 2 - Black	1 - Green 3 - White 2 - Black	1 - Black 3 - Red 2 - White 4 - Green	1 - White 4 - Orange 2 - Red 5 - Black 3 - Green	1 - White 4 - Orange 2 - Red 5 - Black 3 - Green 6 - Blue
Voltage	600 V	600 V	600 V	600 V	600 V
Current	13 A	13 A	10 A	8 A	8 A
Conductor	16 AWG	16 AWG	16 AWG	16 AWG	16 AWG

miniBOSS™ Receptacles

with 16AWG 600V, MTW and AWM 1015

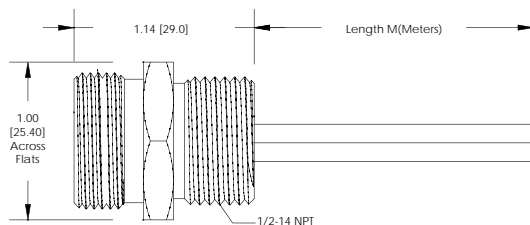


Male	FIG*	2P	3P	4P	5P	6P
External Threads	1	MN21PW02Mxxx	MN31PW02Mxxx	MN41PW02Mxxx	MN51PW02Mxxx	MN61PW02Mxxx
Female	FIG*	2P	3P	4P	5P	6P
External Threads	1	MN22PW02Mxxx	MN32PW02Mxxx	MN42PW02Mxxx	MN52PW02Mxxx	MN62PW02Mxxx
Internal Threads	2	MN24PW02Mxxx	MN34PW02Mxxx	MN44PW02Mxxx	MN54PW02Mxxx	MN64PW02Mxxx

FIG*: Reference Dimensions below. | Mxxx = length in meters. | Standard lengths offered: .5, 1, 2, 3 (meters)

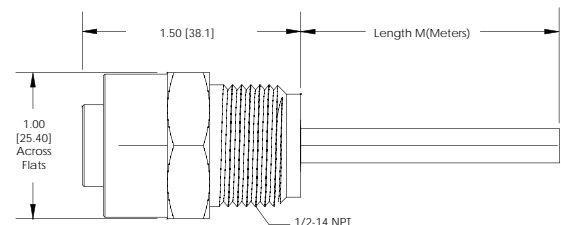
DIMENSIONS - Male/Female w/ External Threading

FIG 1



DIMENSIONS - Female w/ Internal Threading

FIG 2



miniBOSS™

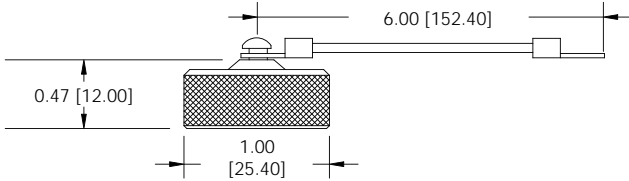
Custom Options: Additional wire styles, colors and sizes are available. Contact your Sales Representative.
Housing Options: Stainless Steel

miniBOSS™ Closure Caps and Threaded Unions

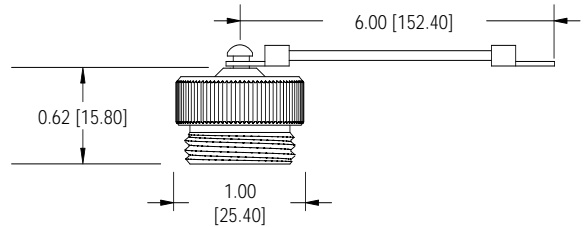
All Dimensions in: Inch [mm]



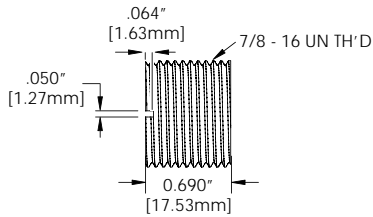
Description:	Aluminum Closure Cap with Internal Threads
For Use With:	Male & Female Receptacles + Multiport Base Units
Part Number:	P29044



Description:	Aluminum Closure Cap with External Threads
For Use With:	Male & Female Connections
Part Number:	P29045



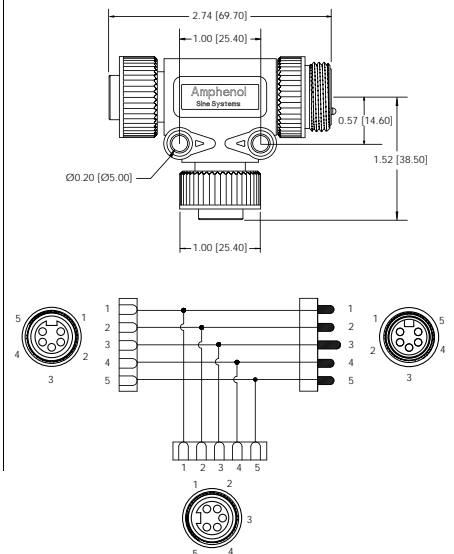
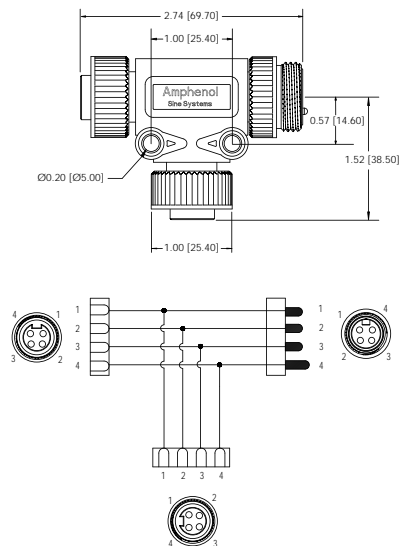
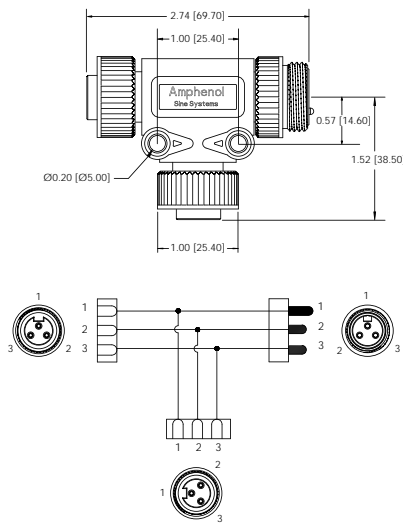
Description:	Aluminum Threaded Union
For Use With:	Male & Female Connectors
Part Number:	10-54938



miniBOSS™ Tees



Number of Pins:	3	4	5
Rating:	600V / 13A	600V / 10A	600V / 8A
Part Number:	P29309	P29310	P29311



Coupling Options: Stainless Steel, Plastic

miniBOSS™ Attachable Connectors



	3P	4P	5P
Female Face View <small>(Male Face View is Counter-Clockwise Order.)</small>			
Voltage	600 V	600 V	600 V
Current	13 A	10 A	8 A
Conductor	16 AWG	16 AWG	16 AWG

Male	FIG*	3P	4P	5P
Straight w/ External Threads	1	P29442	P29443	P29444
Straight w/ Internal Threads	2	P29445	P29446	P29447

*Reference Drawings below.

Female	FIG*	3P	4P	5P
Straight w/ Internal Threads	3	P29448	P29449	P29450

*Reference Drawings below.

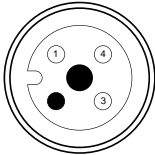
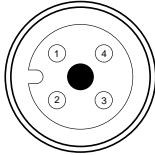
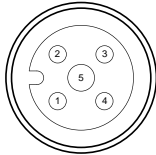
MALE - Straight w/External Threads	MALE - Straight w/Internal Threads	FEMALE - Straight w/Internal Threads
FIG 1 	FIG 2 	FIG 3

miniBOSS™

microBOSS™ M12 System

ENVIRONMENTAL			
TEMPERATURE RANGE	-20°C to +105°C	PROTECTION	IP 68, NEMA 6P
CABLE			
CABLE DIAMETER	3/C - .18" [4.6MM]	Yellow PVC jacket	
	4/C - .20" [5.1MM]	PVC insulated #22 AWG stranded copper (26 X #36)	
	5/C - .23" [5.8MM]	UL AWM style 2661, CSA AWM I/II A/B, 300V, 105°C	
TECHNICAL DATA			
VOLTAGE RATING	300VAC/300VDC	CONTACT PLATING	5μ inches (min) Gold, over 5μ inches (min) Nickel
AMPERAGE	4A	CONNECTOR FACE	Nylon 6/6
BODY	Oil resistant PVC	COUPLER	Machined Aluminum, Anodized
CONTACTS	Copper Alloy	RECEPTACLE HOUSING	Machined Aluminum, Anodized
O-RING	Nitrile Rubber		

microBOSS™ M12 Patchcords and Cordsets

	3P	4P	5P
Male Face View			
Color Code	1 - Brown 2 - Not Used 3 - Blue 4 - Black 5 - Not Used	1 - Brown 2 - White 3 - Blue 4 - Black 5 - Not Used	1 - Brown 2 - White 3 - Blue 4 - Black 5 - Gray
Voltage	300 V	300 V	300 V
Current	4 A	4 A	4 A
Conductor	22 AWG	22 AWG	22 AWG

microBOSS™ M12 Double-Ended Patchcords

with 300V, AWM UL 2661



Female/Male	FIG*	3P	4P	5P
Straight/ Straight	1,2	MC37A4AC05Mxxx	MC47A4AC05Mxxx	MC57A4AC05Mxxx
90°/Straight	1,4	MC37A4BC05Mxxx	MC47A4BC05Mxxx	MC57A4BC05Mxxx
Straight/ 90°	2,3	MC37B4AC05Mxxx	MC47B4AC05Mxxx	MC57B4AC05Mxxx
90°/90°	3,4	MC37B4BC05Mxxx	MC47B4BC05Mxxx	MC57B4BC05Mxxx

FIG*: Reference Dimensions on Page 7. | Mxxx = length in meters. | Standard lengths offered: .5, 1.5, 2, 3, 4, 5, 6, 8,10 (meters)

Custom Options: Contact your Sales Representative.
Coupler Options: Stainless Steel, Plastic

microBOSS™ M12

microBOSS™ M12 Single-Ended Cordsets - MALE

with 300V, AWM UL 2661



All Dimensions in: Inch [mm]

Male	FIG*	3P	4P	5P
Straight	1	MC37AC01Mxx	MC47AC01Mxx	MC57AC01Mxx
90°	3	MC37BC01Mxx	MC47BC01Mxx	MC57BC01Mxx

microBOSS™ M12 Single-Ended Cordsets - FEMALE

with 300V, AWM UL 2661

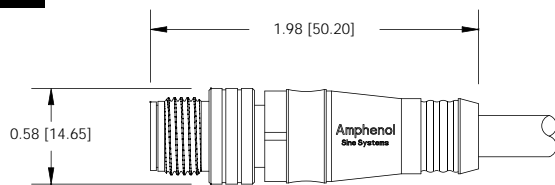


Female	FIG*	3P	4P	5P
Straight	2	MC34AC05Mxx	MC44AC05Mxx	MC54AC05Mxx
90°	4	MC34BC05Mxx	MC44BC05Mxx	MC54BC05Mxx

FIG*: Reference Dimensions below. | Mxxx = length in meters. | Standard lengths offered: .5, 1, 1.5, 2, 3, 4, 5, 6, 8, 10 (meters)

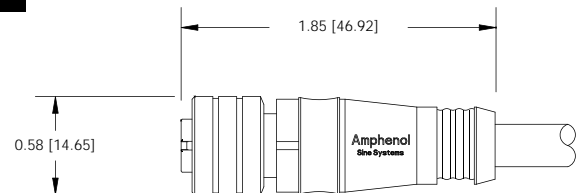
DIMENSIONS - Male Straight

FIG 1



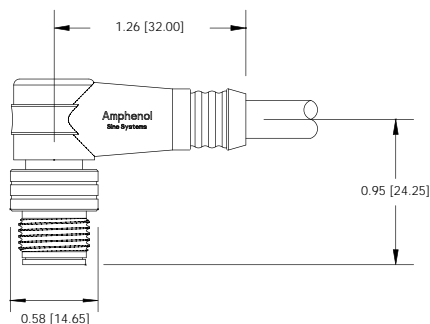
DIMENSIONS - Female Straight

FIG 2



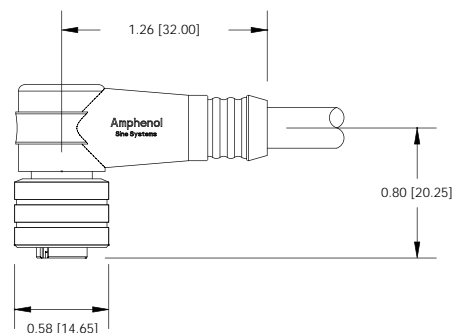
DIMENSIONS - Male 90°

FIG 3



DIMENSIONS - Female 90°

FIG 4

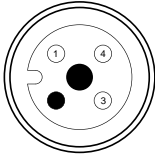
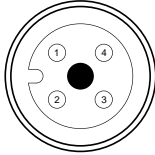
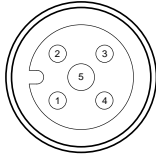


microBOSS™ M12

Custom Options: Contact your Sales Representative.
Coupler Options: Stainless Steel, Plastic

microBOSS™ M12 Receptacles

All Dimensions in: Inch [mm]

	3P	4P	5P
Male Face View			
Color Code	1 - Brown 2 - Not Used 3 - Blue	1 - Brown 2 - White 3 - Blue	1 - Brown 2 - White 3 - Blue 4 - Black 5 - Not Used
Voltage	300 V	300 V	300 V
Current	4 A	4 A	4 A
Conductor	22 AWG	22 AWG	22 AWG

microBOSS™ M12 Receptacles

with 22 AWG, 300V, UL1061 Wire

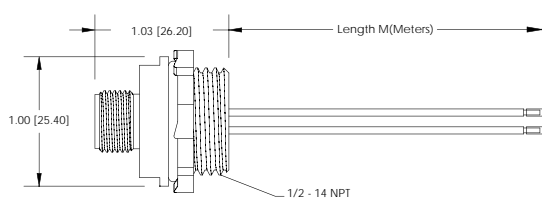


Male	FIG*	3P	4P	5P
External Threads	1	MC31PW03Mxx	MC41PW03Mxx	MC51PW03Mxx
Female	FIG*	3P	4P	5P
Internal Threads	2	MC34PW03Mxx	MC44PW03Mxx	MC54PW03Mxx

FIG*: Reference Dimensions below. | Mxxx = length in meters. | Standard lengths offered: .5, 1, 2, 3 (meters)

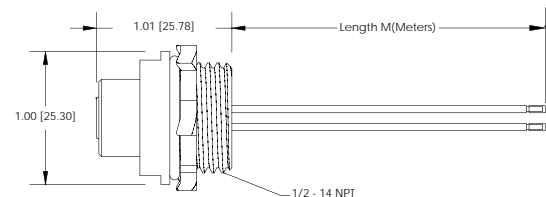
DIMENSIONS - Male Straight

FIG 1



DIMENSIONS - Female Straight

FIG 2



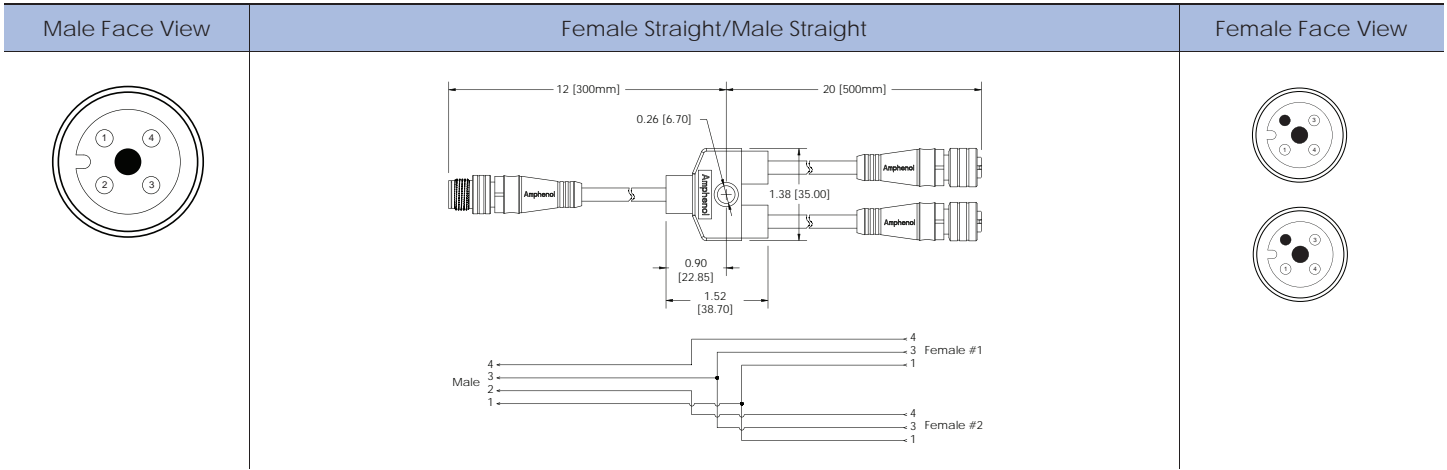
Custom Options: Additional wire styles, colors and sizes available. Contact your Sales Representative.

microBOSS™ M12 Splitters

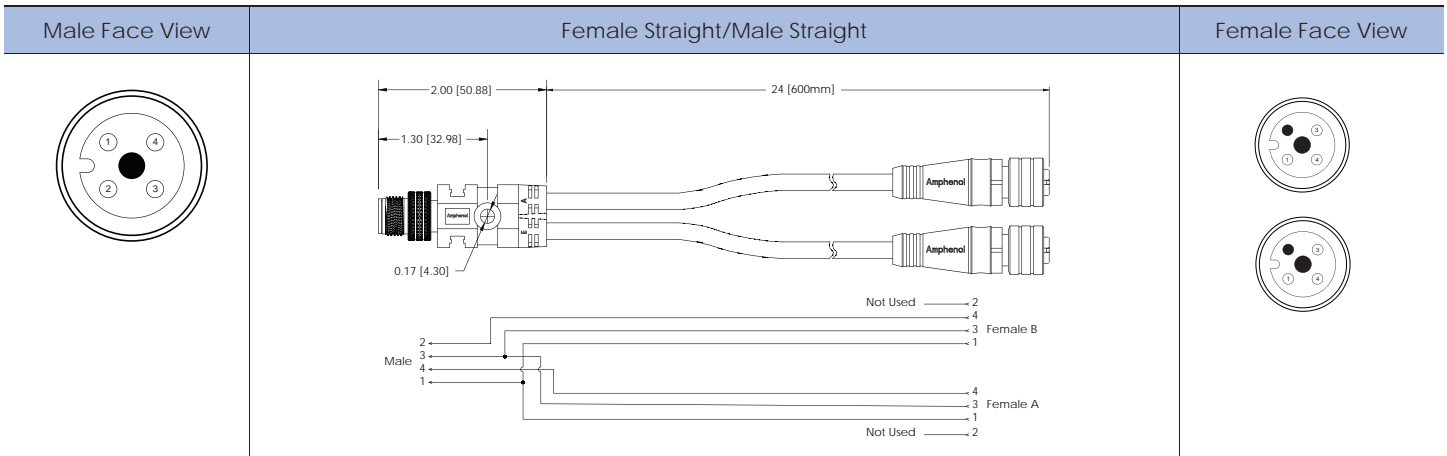
All Dimensions in: Inch [mm]



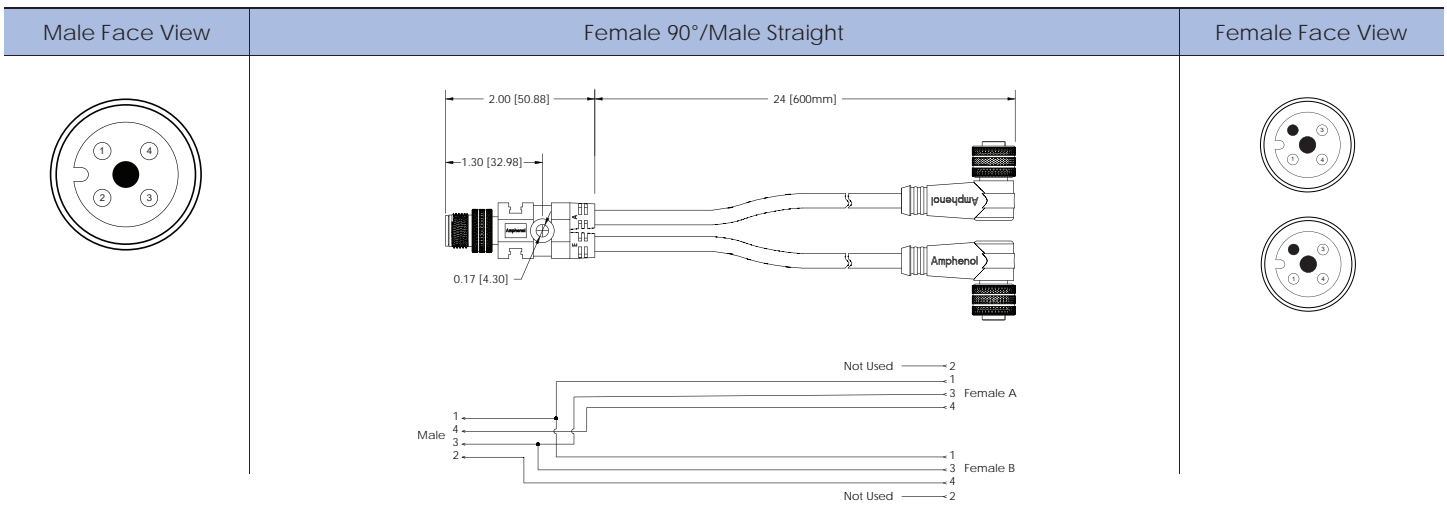
Part Number: P29332



Part Number: P29333



Part Number: P29334



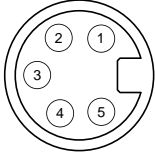
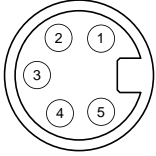
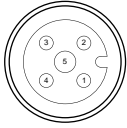
microBOSS™

Coupler Options: Stainless Steel, Plastic

DeviceNet™ System

ENVIRONMENTAL			
TEMPERATURE RANGE	-20°C to +105°C	PROTECTION	IP 68, NEMA 6P
CABLE: Thick Static		CABLE: Thin Static	
Gray PVC jacket		Gray PVC jacket	
Two individually shielded pair inner conductors		Two individually shielded pair inner conductors	
Power pair PVC insulated 2 x #15 AWG stranded copper (19 x #28)		Power pair PVC insulated 2 x #22 AWG stranded copper (19 x #34)	
Data pair PVC insulated 2 x #18 AWG stranded copper (19 x #30)		Data pair PVC insulated 2 x #24 AWG stranded copper (19 x #36)	
Drain wire #18 AWG stranded copper (19 x #30)		Drain wire #22 AWG stranded copper (19 x #34)	
UL type CL2 or PLTC; CSA AWM I/II A/B FT4; 300 V, 80° C		UL type CL2 or PLTC; CSA AWM I/II A/B FT4; 300 V, 105° C	
CABLE DIAMETER	.457" [12.07MM]	CABLE DIAMETER	.270" [6.86MM]
TECHNICAL DATA			
VOLTAGE RATING	300VAC/300VDC	CONTACTS	Copper Alloy
AMPERAGE	See cable description	CONNECTOR FACE	MINI STYLE: PVC MICRO STYLE: Nylon 6/6
BODY	Oil resistant PVC	COUPLER	Aluminum, Anodized
CONTACT PLATING	MINI STYLE: 5µ inches (min) Gold, over 25µ inches (min) Nickel MICRO STYLE: 5µ inches (min) Gold, over 5µ inches (min) Nickel	RECEPTACLE HOUSING	Aluminum, Anodized

DeviceNet™ Patchcords and Cordsets

	5P Mini Thick Media	5P Mini Thin Media	5P Micro Thin Media
Male Face View			
Color Code	1 - Drain 2 - Red 3 - Black 4 - White 5 - Blue	1 - Drain 2 - Red 3 - Black 4 - White 5 - Blue	1 - Drain 2 - Red 3 - Black 4 - White 5 - Blue
Voltage	300 V	300 V	300 V
Current	Per Cable	Per Cable	Per Cable
Conductor	15 & 18 AWG	22 & 24 AWG	22 & 24 AWG

DeviceNet™ Double-Ended Patchcords with PVC Cable



Female/Male	FIG*	5P Mini Thick Media	5P Mini Thin Media	FIG*	5P Micro Thin Media
Straight/Straight	1,2	MN57A4AD01Mxx	MN57A4AD02Mxx	5,6	MC57A4AD02Mxx
90°/Straight	1,4	MN57A4BD01Mxx	MN57A4BD02Mxx	5,8	MC57A4BD02Mxx
Straight/ 90°	2,3	MN57B4AD01Mxx	MN57B4AD02Mxx	6,7	MC57B4AD02Mxx
90°/90°	3,4	MN57B4BD01Mxx	MN57B4BD02Mxx	7,8	MC57B4BD02Mxx

FIG*: Reference Dimensions on Page 11. | Mxx = length in meters. | Standard lengths offered: 1, 2, 3, 4, 5, 6, 9, 12, 15, 18, 21, 24, 27, 30 (meters)

Coupler Options: Stainless Steel, Plastic

DeviceNet™

DeviceNet™ Single-Ended Cordsets - MALE with PVC Cable



All Dimensions in: Inch [mm]

Male	FIG*	5P Mini Thick Media	5P Mini Thin Media	FIG*	5P Micro Thin Media
Straight	1	MN57AD01Mxx	MN57AD02Mxx	5	MC57AD02Mxx
90°	3	MN57BD01Mxx	MN57BD02Mxx	7	MC57BD02Mxx

FIG*: Reference Dimensions below. | Mxxx = length in meters. | Standard lengths offered: 1, 2, 3, 4, 5, 6, 9, 12, 15, 18 (meters)

DeviceNet™ Single-Ended Cordsets - FEMALE with PVC Cable

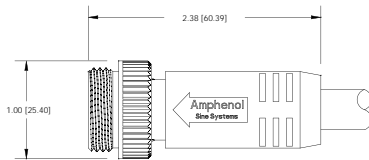


Female	FIG*	5P Mini Thick Media	5P Mini Thin Media	FIG*	5P Micro Thin Media
Straight	2	MN54AD01Mxx	MN54AD02Mxx	6	MC54AD02Mxx
90°	4	MN54BD01Mxx	MN54BD02Mxx	8	MC54BD02Mxx

FIG*: Reference Dimensions below. | Mxxx = length in meters. | Standard lengths offered: 1, 2, 3, 4, 5, 6, 9, 12, 15, 18 (meters)

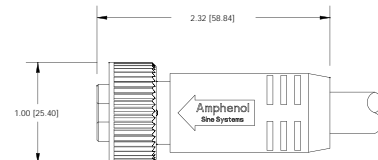
DIMENSIONS - Male Straight Mini

FIG 1



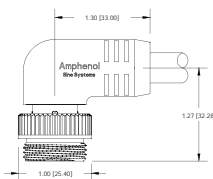
DIMENSIONS - Female Straight Mini

FIG 2



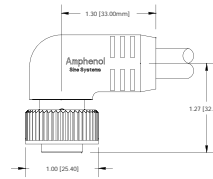
DIMENSIONS - Male 90° Mini

FIG 3



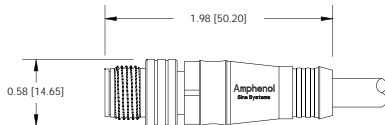
DIMENSIONS - Female 90° Mini

FIG 4



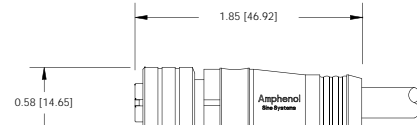
DIMENSIONS - Male Straight Micro

FIG 5



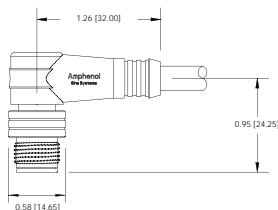
DIMENSIONS - Female Straight Micro

FIG 6



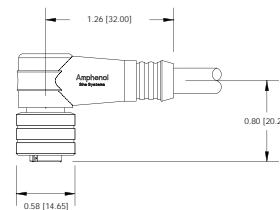
DIMENSIONS - Male 90° Micro

FIG 7



DIMENSIONS - Female 90° Micro

FIG 8

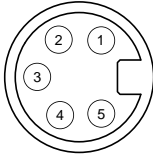
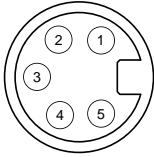
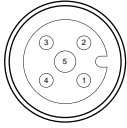


DeviceNet™

Coupler Options: Stainless Steel, Plastic

DeviceNet™ Receptacles

All Dimensions in: Inch [mm]

	5P Mini Thick Media	5P Mini Thin Media	5P Micro Thin Media
Male Face View			
Color Code	1 - Bare 2 - Red 3 - Black 4 - White 5 - Blue	1 - Bare 2 - Red 3 - Black 4 - White 5 - Blue	1 - Bare 2 - Red 3 - Black 4 - White 5 - Blue
Voltage	300 V	300 V	300 V
Current	See Cable	See Cable	See Cable
Conductor	15 & 18 AWG	22 & 24 AWG	22 & 24 AWG

DeviceNet™ Receptacles with PVC Cable

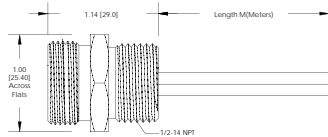


Male	FIG*	5P Mini Thick Media	5P Mini Thin Media	FIG*	5P Micro Thin Media
External Threads	1	MN51PD01Mxx	MN51PD02Mxx	3	MC51PD02Mxx
Female	FIG*	5P Mini Thick Media	5P Mini Thin Media	FIG*	5P Micro Thin Media
External Threads	1	MN52PD01Mxx	MN52PD02Mxx	3	MC52PD02Mxx
Internal Threads	2	MN54PD01Mxx	MN54PD02Mxx	4	MC54PD02Mxx

FIG*: Reference Dimensions below. | Mxxx = length in meters. | Standard lengths offered: .5, 1, 2, 4 (meters)

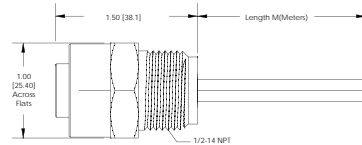
DIMENSIONS - Male 5P Mini (Thick Media)

FIG 1



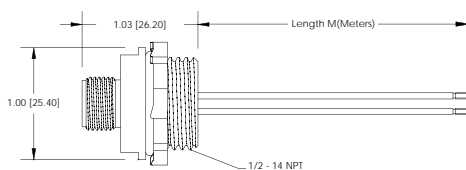
DIMENSIONS - Female 5P Mini (Thick Media)

FIG 2



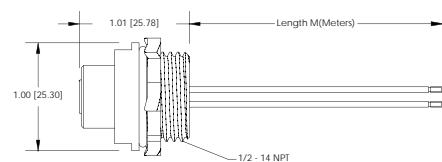
DIMENSIONS - Male 5P Micro (Thin Media)

FIG 3



DIMENSIONS - Female 5P Micro (Thin Media)

FIG 4



Housing Options: Stainless Steel

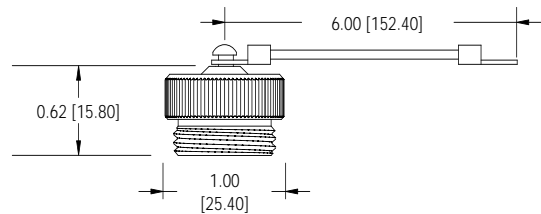
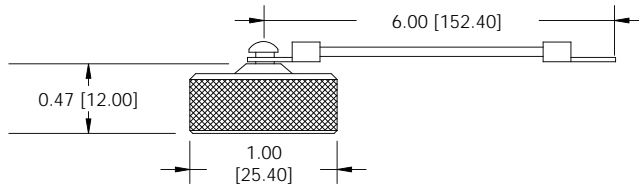
DeviceNet™ Closure Caps



All Dimensions in: Inch [mm]

Description:	Aluminum Closure Cap with Internal Threads
For Use With:	Male & Female Receptacles + Multiport Base Units
Part Number:	P29044

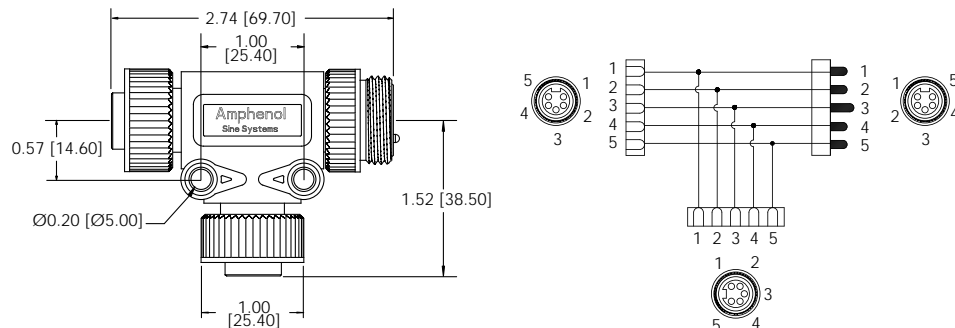
Description:	Aluminum Closure Cap with External Threads
For Use With:	Male & Female Connections
Part Number:	P29045



DeviceNet™ Tees



Number of Pins:	5
Rating:	300V / 8A
Part Number:	P29312

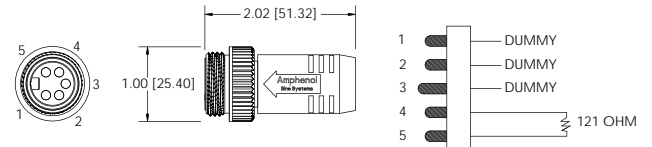
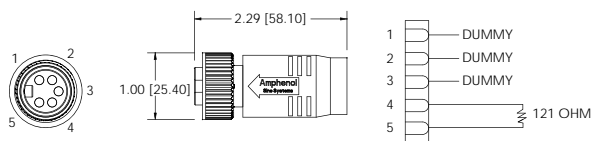


DeviceNet™ Terminating Plugs



Description:	Female
Part Number:	P29318

Description:	Male
Part Number:	P29319



DeviceNet™

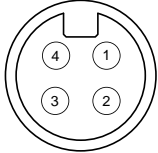
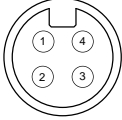
Coupler Options: Stainless Steel, Plastic

PowerBOSSlite™ M35 System

NOTE: Pending UL Rating for: Motor-Rated Branch Circuit per UL2237

ENVIRONMENTAL			
TEMPERATURE RANGE	-20°C to +105°C	PROTECTION	IP 67, NEMA 6P
CABLE: Trunk		CABLE: Drop	
Black PVC jacket		Black PVC jacket	
PVC insulated #10 AWG stranded copper (105 x #30)		PVC insulated #14 AWG stranded copper (105 x #34)	
UL listed dual-rated TC-ER and STOOW; CSA certified type STOOW		UL listed dual-rated TC-ER and STOOW; CSA certified type STOOW	
600V, 90°C dry and 75°C wet (TC-ER), 105°C (STOOW)		600V, 90°C dry and 75°C wet (TC-ER), 105°C (STOOW)	
CABLE DIAMETER	.79" [20.0MM]	CABLE DIAMETER	.62" [15.7MM]
VOLTAGE RATING	600VAC/600VDC	CONTACT PLATING	5μ inches (min) Gold, over 25μ inches (min) Nickel
AMPERAGE	25A (Trunk), 15A (Drop)	CONNECTOR FACE	PVC
BODY	Oil resistant PVC	COUPLER	Machined Aluminum, Anodized
CONTACTS	Copper Alloy	RECEPTACLE HOUSING	Machined Aluminum, Anodized

PowerBOSSlite™ M35 Patchcords and Cordsets

	4P Trunk	4P Drop
Male Face View		
Color Code	1 - BLACK 2 - GREEN 3 - RED 4 - WHITE	1 - BLACK 2 - WHITE 3 - RED 4 - GREEN
Voltage	600 V	600 V
Current	25 A	15 A
Conductor	10 AWG	14 AWG

PowerBOSSlite™ M35 Double-Ended Patchcords

with 600V, TC-ER/STOOW Rated Cable



Female/Male	FIG*	4P Trunk	FIG*	4P Drop
Straight/Straight	1,2	P28976Mxxx	5,6	P29008Mxxx
90°/Straight	1,4	P28977Mxxx	5,8	P29009Mxxx
Straight/ 90°	2,3	P28978Mxxx	6,7	P29010Mxxx
90°/90°	3,4	P28979Mxxx	7,8	P29011Mxxx

FIG*: Reference Dimensions on Page 15. | Mxxx = length in meters. | Standard lengths offered: .5,1.5,2,2.5,3,4,5,6,8,10,12,14 (meters)

Custom Cable Options: High Flex and Motor VFD cables are available. Contact your Sales Representative.
Coupler Options: Stainless Steel

PowerBOSSlite™ M35

PowerBOSSlite™ M35 Single-Ended Cordsets

with 600V, TC-ER/STOOW Rated Cable



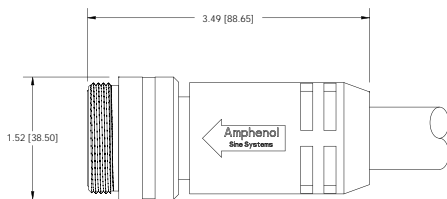
All Dimensions in: Inch [mm]

Male	FIG*	4P Trunk	FIG*	4P Drop
Straight	1	P28992Mxxx	5	P29016Mxxx
90°	3	P28993Mxxx	7	P29017Mxxx
Female	FIG*	4P Trunk	FIG*	4P Drop
Straight	2	P28996Mxxx	6	P29018Mxxx
90°	4	P28997Mxxx	8	P29019Mxxx

FIG*: Reference Dimensions below. | Mxxx = length in meters. | Standard lengths offered: .5, 1, 1.5, 2, 2.5, 3, 4, 5, 6, 8, 10, 12, 14 (meters)

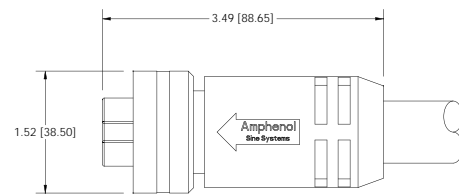
DIMENSIONS - Male Straight (Trunk/Feeder)

FIG 1



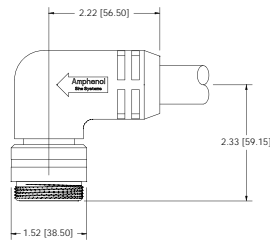
DIMENSIONS - Female Straight (Trunk/Feeder)

FIG 2



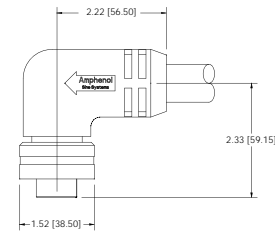
DIMENSIONS - Male 90° (Trunk/Feeder)

FIG 3



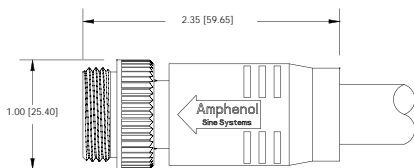
DIMENSIONS - Female 90° (Trunk/Feeder)

FIG 4



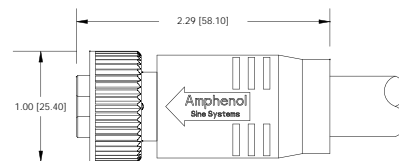
DIMENSIONS - Male Straight (Drop/Branch)

FIG 5



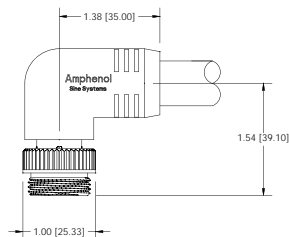
DIMENSIONS - Female Straight (Drop/Branch)

FIG 6



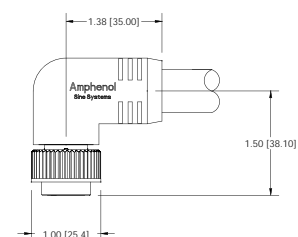
DIMENSIONS - Male 90° (Drop/Branch)

FIG 7



DIMENSIONS - Female 90° (Drop/Branch)

FIG 8



PowerBOSSlite™ Coupler Options: Stainless Steel

PowerBOSSlite™ M35 Receptacles

All Dimensions in: Inch [mm]

	4P Trunk		4P Drop	
Male Face View				
Color Code	1 - BLACK 2 - GREEN/YELLOW	3 - RED 4 - WHITE	1 - BLACK 2 - WHITE	3 - RED 4 - GREEN/YELLOW
Voltage	600 V		600 V	
Current	25 A		15 A	
Conductor	10 AWG		14 AWG	

PowerBOSSlite™ M35 Receptacles

with 600V, THHW

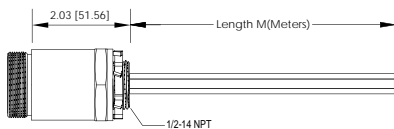


Male	FIG*	4P Trunk (1/2-14NPT)	FIG*	4P Trunk (3/4-14NPT)	FIG*	4P Drop
External Threads	1	P29059Mxxx	3	P29057Mxxx	5	P29036Mxxx
Female	FIG*	4P Trunk (1/2-14NPT)	FIG*	4P Trunk (3/4-14NPT)	FIG*	4P Drop
Internal Threads	2	P29026Mxxx	4	P29024Mxxx	6	P29037Mxxx

FIG*: Reference Dimensions below. | Mxxx = length in meters. | Standard lengths offered: .5, 1, 3 (meters)

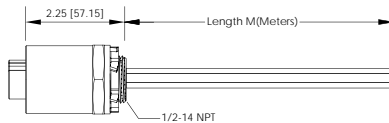
DIMENSIONS - Male 4P Trunk, 1/2-14NPT

FIG 1



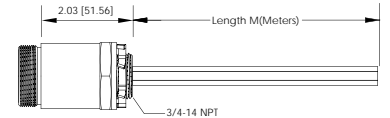
DIMENSIONS - Female 4P Trunk, 1/2-14NPT

FIG 2



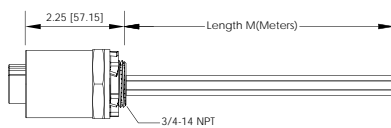
DIMENSIONS - Male 4P Trunk, 3/4-14NPT

FIG 3



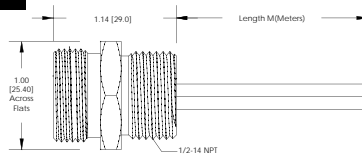
DIMENSIONS - Female 4P Trunk, 3/4-14NPT

FIG 4



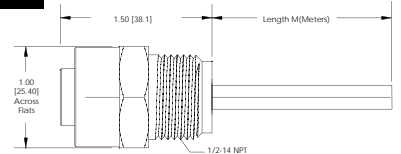
DIMENSIONS - Male 4P Drop

FIG 5



DIMENSIONS - Female 4P Drop

FIG 6



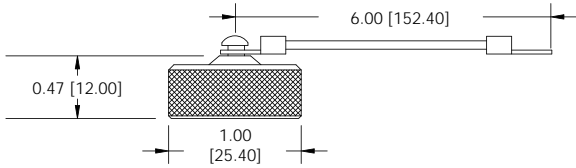
Custom Options: Additional wire styles, colors and sizes available. Contact your Sales Representative.
Housing Options: Stainless Steel

PowerBOSSlite™ M35 Closure Caps

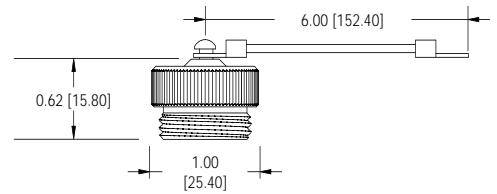
All Dimensions in: Inch [mm]



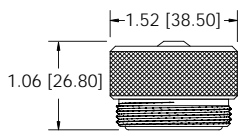
Description:	Male Drop/Branch with Internal Threads
Part Number:	P29044



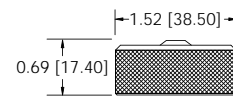
Description:	Female Drop/Branch with External Threads
Part Number:	P29045



Description:	Male Trunk/Feeder with Internal Threads
Part Number:	P29042



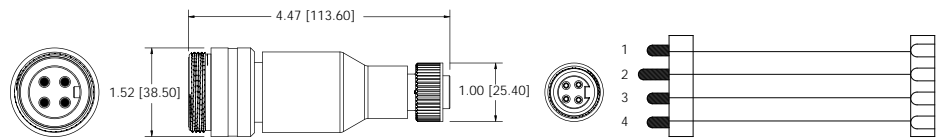
Description:	Female Trunk/Feeder with External Threads
Part Number:	P29043



PowerBOSSlite™ M35 In-Line Reducers



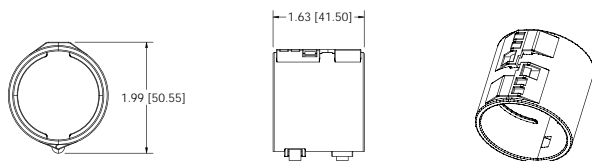
Description:	Reducer, Male Trunk to Female Drop
Rating:	600V, 15A
Part Number:	P28972



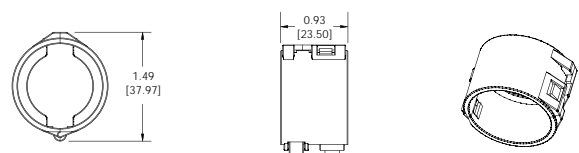
PowerBOSSlite™ M35 Locking Clips



Description:	for Trunk/Feeder
Part Number:	P29040



Description:	for Drop/Branch
Part Number:	P29041



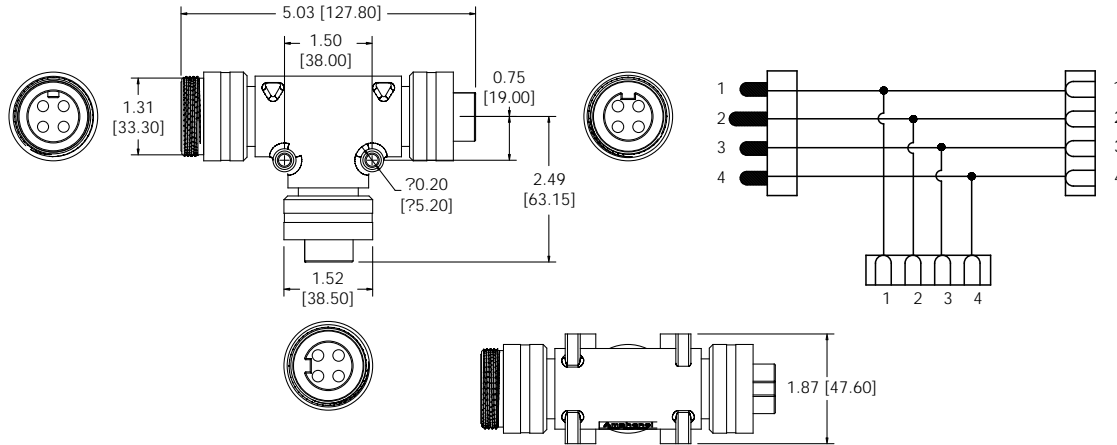
PowerBOSSlite™ Coupler Options: Stainless Steel

PowerBOSSlite™ M35 Tee



All Dimensions in: Inch [mm]

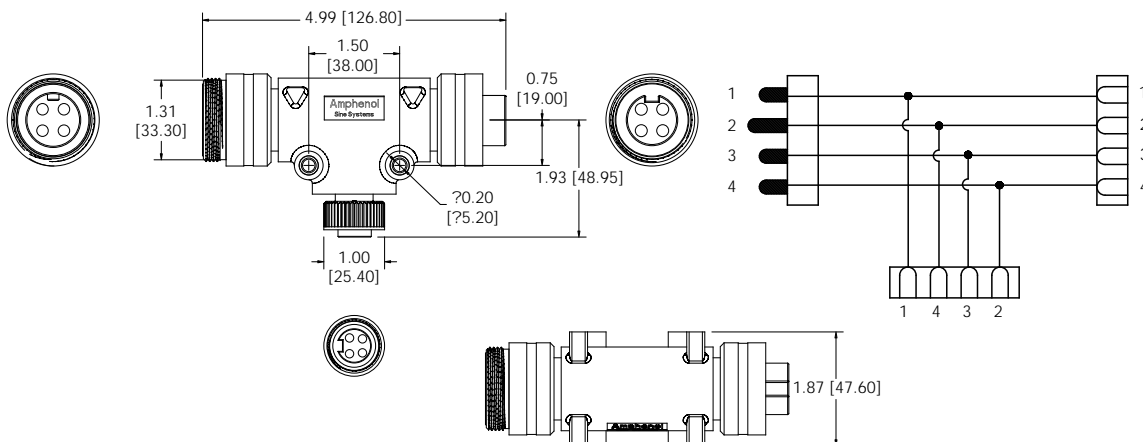
Description:	Tee
Rating:	600V, 25A
Part Number:	P28964



PowerBOSSlite™ M35 Tee with Reducing Drop



Description:	Tee with Reducing Drop
Rating:	600V, 25A Trunk, 15A Drop
Part Number:	P28968



Coupler Options: Stainless Steel

ControlPower™ System

ENVIRONMENTAL			
TEMPERATURE RANGE	-20°C to +105°C	PROTECTION	IP 67, NEMA 6P
CABLE			
Black PVC jacket		UL listed dual-rated TC-ER and STOOW	
PVC insulated #16 AWG stranded copper (65 x #34)		CSA certified type STOOW	
CABLE DIAMETER	.49" [12.5MM]	600V, 90°C dry and 75°C wet (TC-ER), 105°C (STOOW)	
TECHNICAL DATA			
VOLTAGE RATING	600VAC/600VDC	CONTACT PLATING	5μ inches (min) Gold, over 25μ inches (min) Nickel
AMPERAGE	10A	CONNECTOR FACE	PVC
BODY	Oil resistant PVC	COUPLER	Machined Aluminum, Anodized
CONTACTS	Copper Alloy	RECEPTACLE HOUSING	Machined Aluminum, Anodized

ControlPower™ Patchcords and Cordsets

6P/5 Used						
Male Face View						
Color Code	1 - Red	2 - Black	3 - Green	4 - Not Used	5 - Blue	6 - White
Voltage	600 V					
Current	10 A					
Conductor	16 AWG					

ControlPower™ Double-Ended Patchcords

with 16AWG, 600V, TC-ER/STOOW Cable

NOTE: This product is fully compatible with Allen-Bradley ArmorStart Drives.



Female/Male	FIG*	6P/5 Used
Straight/Straight	1,2	MN657A4AC03Mxxx
90°/Straight	1,4	MN657A4BC03Mxxx
Straight/ 90°	2,3	MN657B4AC03Mxxx
90°/90°	3,4	MN657B4BC03Mxxx

FIG*: Reference Dimensions on Page 20. | Mxxx = length in meters. | Standard lengths offered: .5, 1, 1.5, 2, 2.5, 3, 4, 5, 6, 8, 10, 12, 14 (meters)

ControlPower™

Custom Options: Contact your Sales Representative. **Coupler Options:** Stainless Steel, Plastic
Allen-Bradley and ArmorStart are trademarks of Rockwell Automation Inc. All rights reserved.

ControlPower™ Single-Ended Cordsets - MALE

with 16AWG, 600V, TC-ER/STOOW Cable



All Dimensions in: Inch [mm]

Male	FIG*	6P/5 Used
Straight	1	MN657AC03Mxxx
90°	3	MN657BC03Mxxx

FIG*: Reference Dimensions below. | Mxxx = length in meters. | Standard lengths offered: .5, 1.5, 2, 2.5, 3, 4, 5, 6, 8,10, 12, 14 (meters)

ControlPower™ Single-Ended Cordsets - FEMALE

with 16AWG, 600V, TC-ER/STOOW Cable

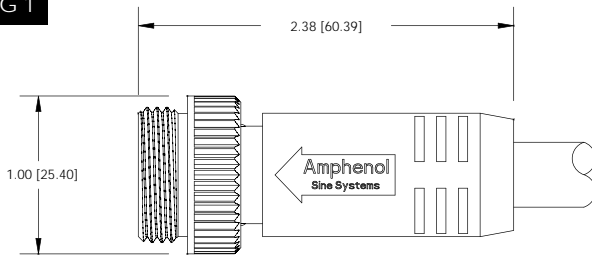


Female	FIG*	6P/5 Used
Straight	2	MN654AC03Mxxx
90°	4	MN654BC03Mxxx

FIG*: Reference Dimensions below. | Mxxx = length in meters. | Standard lengths offered: .5, 1.5, 2, 2.5, 3, 4, 5, 6, 8,10, 12, 14 (meters)

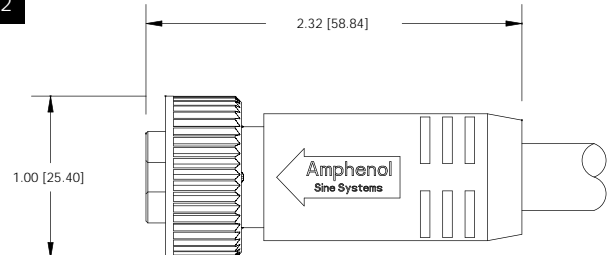
DIMENSIONS - Male Straight

FIG 1



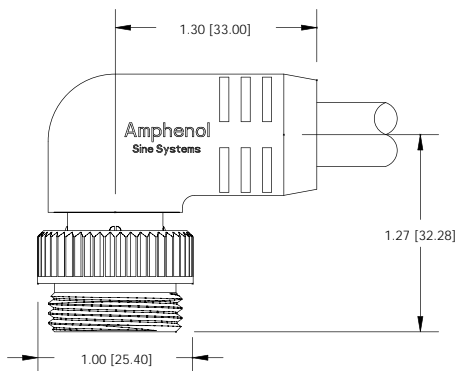
DIMENSIONS - Female Straight

FIG 2



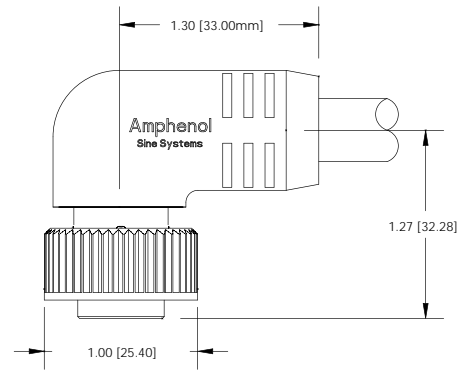
DIMENSIONS - Male 90°

FIG 3



DIMENSIONS - Female 90°

FIG 4



Custom Options: Contact your Sales Representative.
Coupler Options: Stainless Steel, Plastic

ControlPower™ Receptacles

All Dimensions in: Inch [mm]

6P/5 Used						
Male Face View						
Color Code	1 - Red	2 - Black	3 - Green	4 - Not Used	5 - Blue	6 - White
Voltage	600 V					
Current	10 A					
Conductor	16 AWG					

ControlPower™ Receptacles

with 16AWG 600V, UL1015 Wire

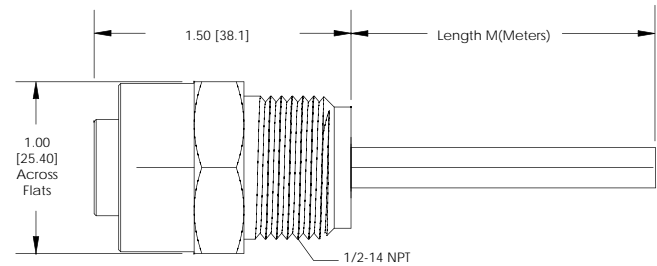
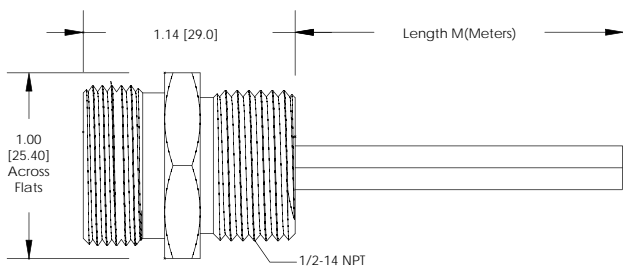


Male 6P/5 Used w/ External Threading

Part Number: MN651PW02Mxxx

Female 6P/5 Used w/ Internal Threading

Part Number: MN654PW02Mxxx



Mxxx = length in meters. | Standard lengths offered: .5, 1, 2, 3 (meters)

ControlPower™

Custom Options: Additional wire styles, colors and sizes are available. Contact your Sales Representative.
Housing Options: Stainless Steel

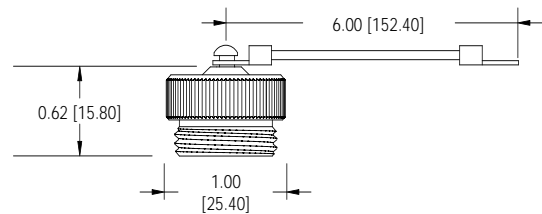
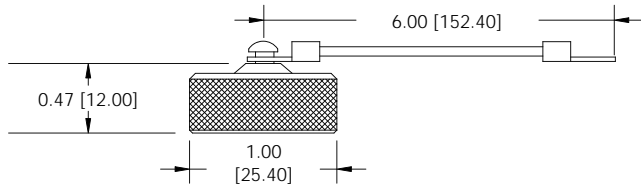
ControlPower™ Closure Caps



All Dimensions in: Inch [mm]

Description:	Aluminum Closure Cap with Internal Threads
For Use With:	Male & Female Receptacles + Multiport Base Units
Part Number:	P29044

Description:	Aluminum Closure Cap with External Threads
For Use With:	Male & Female Connections
Part Number:	P29045

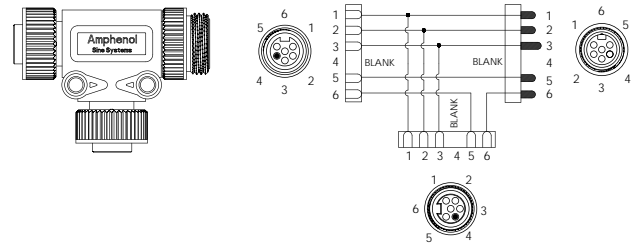
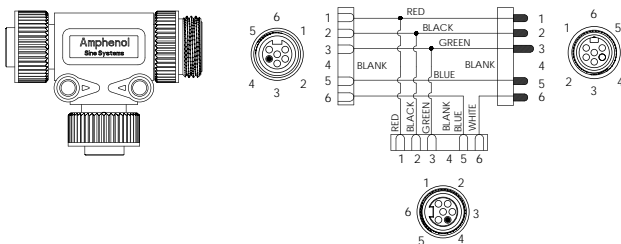


ControlPower™ Tees



Description:	E-Stop In (BLACK)
Number of Pins:	6 Pin / 5 Used
Rating:	600V / 10A
Part Number:	P29313

Description:	E-Stop Out (RED)
Number of Pins:	6 Pin / 5 Used
Rating:	600V / 10A
Part Number:	P29328

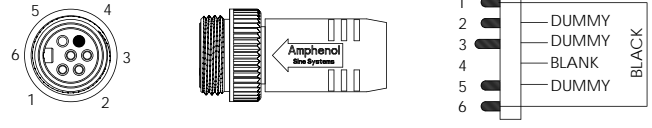
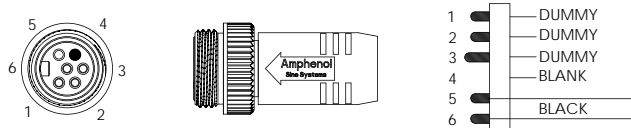


ControlPower™ Shorting Plugs






Description:	E-Stop In (RED)
Number of Pins:	6 Pin / 5 Used
Rating:	600V / 10A
Part Number:	P29325

Description:	E-Stop Out (BLACK)
Number of Pins:	6 Pin / 5 Used
Rating:	600V / 10A
Part Number:	P29326



Coupler Options: Stainless Steel, Plastic



NORTH AMERICA

Amphenol Sine Systems MICHIGAN
44724 Morley Drive
Clinton Township, MI 48036
Toll-Free: 1-800-394-7732
Fax: 1-586-465-1216
email: sine_info@sineco.com

Amphenol Medical Solutions
email: info@sineco.com

Amphenol Sine Systems FLORIDA
P.O. Box 2340
22501 Highway 27
Lake Wales, Florida 33859
Phone: 1-863-676-9416
Fax: 1-863-676-7025
email: sine_info@sineco.com

Amphenol Factory Automation
email: inquiries@amphenolfactoryautomation.com

Amphenol Industrial Operations
40-60 Delaware Avenue
Sidney, NY 13838
Phone: 1-800-678-0141
Fax: 1-607-563-5157

EUROPE

Amphenol Air LB SAS
29, voie d' Yvois
F-08110 Blagny, France
Phone: 00-333-24-22-32-70
Fax: 00-333-24-22-38-72
email: g.dardenne@amphenol-airlb.fr

Amphenol AIR LB GmbH
Am Kleinbahnhof 4
Saarlouis D-66740, Germany
Phone: 49-6831-981-00
Fax: 49-6831-981-030
email: info@amphenol-airlb.de

Amphenol BENELUX
Zadelmaker 121 NL-2401
PD Alphen aan den Rijn
Holland
Phone: 31-172-444903
Mobile: 31-651-296835
Fax: 31-172-240-254
email: s.duin@amphenol-nl.com

Amphenol LIMITED
Thanet Way, Whitstable, Kent
United Kingdom, CT 3JF
Phone: 44-1227-773-200
Fax: 44-1227-276-571

Amphenol ITALIA
Via Barbaiana 5
20020 Lainate, Milano, Italy
Phone: 39-02-93254-214
Mobile: 39-348-7356838
Fax: 39-02-93254-444
email: r.buscone@amphenol-it.com

**Amphenol CENTER EAST EUROPE, POLAND
and AUSTRIA**
Wiener Gasse 68
2380 Perchtoldsdorf, Austria
Phone: 43-699-10396071
Fax: 43-699-40396071
email: christian@czesch.at

Amphenol ESPANA
Edificio Burgosol, Oficina N 55
C/Comunidad de Madrid, 35 bis
Las Rozas (Madrid), 28230
Phone: 34-91-6407302
Mobile: 34-629054629
Fax: 34-91-6407307
email: e.bendix@amphenol-it.com

Amphenol SOCAPEX S.A.S.
948, Promenade de l'Arve - BP 29
74311 Thyez CEDEX, France
Phone: 33(0)-4-5089-2800
Fax: 33(0)-4-5096-2975

Amphenol NORDIC
Appelboms vag 2
SE-18642 Vallentuna,
Sweden
Phone: 46-76-8418600
Fax: 46-70-2203197
email: fredrik.weden@amphenol-socapex.fr

SOUTH EASTERN EUROPE
Phone: 33(0)-4-5089-2840
Mobile: 33(0)-6-8281-5763
email: jocelyne.anthoine@amphenol-socapex.fr

Amphenol TUCHEL GmbH
August-Haeusser-Strasse 10
Heilbronn, 74080
Germany
Phone: 49(0)-7131-929-0
Fax: 49(0)-7131-929-486
email: info@amphenol.de

ASIA

Amphenol Sine Systems CHINA
Xiamen, Fujian, China
Phone: 86-592-593-5176
Mobile: 86-13606072364
Fax: 86-592-593-1111
email: cindy.zhao@xm.assembletech.com

**Amphenol INTERCONNECT INDIA
PRIVATE LTD**
105 Bhosari Industrial Area
Pune 411 026, India
Phone: 91-20-712-0363/0463/0155
Fax: 91-20-712-0581

Amphenol DAESHIN
558, Songnae-2 Dong, SoSa-Gu
Bucheon City, Gyeonggi-do, Korea 422-818
Phone: 81-32-610-3800
Fax: 81-32-673-2507
email: info@amphenol.co.kr

Amphenol JAPAN
689-1, Iseochi, Ritto-shi Shiga 520-3044
Japan
Phone: 81-77-553-8501
Fax: 81-77-551-2200

OTHER LOCATIONS

Amphenol MEXICO
Prolongacion Reforma 61-6 B2
Col. Paseo de las Lomas
Mexico, DF 01330
Phone: 52-55-5258-9984
Fax: 52-55-5081-6890

Amphenol ARGENTINA
Av. Callao 930 2do piso
Oficina B Plaza
C1023, AAP Buenos Aires, Argentina
Phone: 54-11-4815-6886
Fax: 54-11-4814-5779

Amphenol DO BRASIL LTDA
Rua Diogo Moreira, 132, 20 Andar
CEP:05423-101 Sao Paulo SP, Brazil
Phone: 55-11-3815-1003
Fax: 55-11-3815-1629

Amphenol SOUTH AFRICA
30 Impala Road
2196 Chislehurst, Sandton
South Africa
Phone: 27-11-783-9517
Fax: 27-11-783-9519

Amphenol AUSTRALIA PTY LIMITED
2 Fiveways Blvd., Keysborough
Victoria 3173
Melbourne, Australia
Phone: 61-3-8796-8888
Fax: 61-3-8796-8801

Amphenol TURKEY
Beybi Giz Plaza, Kat: 26
34396 Maslak
Istanbul, Turkey
Phone: 90-212-335-2501
Fax: 90-212-335-25-00

Amphenol BAR TEC LTD
4 Hagavish St., PO Box 279
Kfar Saba 44102, Israel
Phone: 972-9-767-4097
Fax: 972-9-767-4324

Amphenol RUSSIA
8 Bldg., 2 Yaroslavskaja Street
129164 Moscow, Russia
Phone: 7-495-937-6341
Fax: 7-495-937-6319

Amphenol Sine Systems has made every effort to ensure that the information contained in this catalog is accurate at the time of publication. Specifications or information stated in this publication are subject to change without notice.



Компания «ЭлектроПласт» предлагает заключение долгосрочных отношений при поставках импортных электронных компонентов на взаимовыгодных условиях!

Наши преимущества:

- Оперативные поставки широкого спектра электронных компонентов отечественного и импортного производства напрямую от производителей и с крупнейших мировых складов;
- Поставка более 17-ти миллионов наименований электронных компонентов;
- Поставка сложных, дефицитных, либо снятых с производства позиций;
- Оперативные сроки поставки под заказ (от 5 рабочих дней);
- Экспресс доставка в любую точку России;
- Техническая поддержка проекта, помощь в подборе аналогов, поставка прототипов;
- Система менеджмента качества сертифицирована по Международному стандарту ISO 9001;
- Лицензия ФСБ на осуществление работ с использованием сведений, составляющих государственную тайну;
- Поставка специализированных компонентов (Xilinx, Altera, Analog Devices, Intersil, Interpoint, Microsemi, Aeroflex, Peregrine, Syfer, Eurofarad, Texas Instrument, Miteq, Cobham, E2V, MA-COM, Hittite, Mini-Circuits, General Dynamics и др.);

Помимо этого, одним из направлений компании «ЭлектроПласт» является направление «Источники питания». Мы предлагаем Вам помощь Конструкторского отдела:

- Подбор оптимального решения, техническое обоснование при выборе компонента;
- Подбор аналогов;
- Консультации по применению компонента;
- Поставка образцов и прототипов;
- Техническая поддержка проекта;
- Защита от снятия компонента с производства.



Как с нами связаться

Телефон: 8 (812) 309 58 32 (многоканальный)

Факс: 8 (812) 320-02-42

Электронная почта: org@eplast1.ru

Адрес: 198099, г. Санкт-Петербург, ул. Калинина, дом 2, корпус 4, литера А.