

# Reflective Object Sensor

OPB708, OPB709

OPB740 Series, OPB740WZ Series



## Features:

- Focused for maximum sensitivity
- Phototransistor or photodarlington output
- Crosstalk does not exceed specified ICEO
- 24" (610 mm) wire length
- 26 AWG wire size

## Description:

Each reflective object sensor in the **OPB708, OPB709, OPB740** through **OPB746** and **OPB740WZ** through **OPB746WZ** series consists of an infrared emitting diode and a NPN silicon phototransistor or a photodarlington. The **OPB747WZ** and **OPB748WZ** consist of a Red visible LED and a low light level rejection ( $R_{BE}$ ) NPN silicon phototransistor. The Red LED allows better contrast ratio when detecting Black marks on a White surface. All these devices are mounted side-by-side on converging optical axes in a black plastic housing focusing on a small area and depth of field.

**OPB7 \_\_ WZ** series are wired (UL approved wire) devices that offer various lens options, including no windows, blue polysulfone windows for dust protection or opaque aperture windows with offset openings for improved target resolution.

On each sensor included in this data sheet, the photosensor responds to radiation only when a reflective object passes within its field of view.

Custom IC(ON) current binning, special wire lengths and connectorization is available through your OPTEK rep.

## Applications:

- Non-contact reflective object sensor
- Assembly line automation
- Machine automation
- Machine safety
- End of travel sensor
- Door sensor
- Thermal Paper Mark

**CONTAINS POLYSULFONE**  
 To avoid stress cracking, we suggest using ND Industries' **Vibra-Tite** for thread-locking. **Vibra-Tite** evaporates fast without causing structural failure in OPTEK's molded plastics.  
**Applies to: OPB460, OPB470, OPB480, OPB490.**



Part Number	LED Peak Wavelength	Sensor	Reflection Distance Inch (mm)	Lead Length/Wire Type
OPB708	935 nm	Transistor	Min=0.08" [2.04mm] Typ=0.15" [3.81mm] Max=0.30" [7.62mm]	0.150" Minimum
OPB709		Darlington		
OPB740	890 nm	Transistor		
OPB741				
OPB742				
OPB743				
OPB744				
OPB745				
OPB745WZ				Darlington
OPB740WZ	890 nm	Transistor		24" / 26 AWG Wire
OPB741WZ				
OPB742WZ				
OPB743WZ				
OPB744WZ				
OPB746WZ	935 nm	$R_{BE}$ Transistor		
OPB747WZ	645nm			
OPB748WZ		645nm	Transistor	

General Note  
 TT Electronics reserves the right to make changes in product specification without notice or liability. All information is subject to TT Electronics' own data and is considered accurate at time of going to print.

OPTEK Technology, Inc.  
 1645 Wallace Drive, Carrollton, TX 75006 | Ph: +1 972 323 2200  
 www.optekinc.com | www.ttelectronics.com

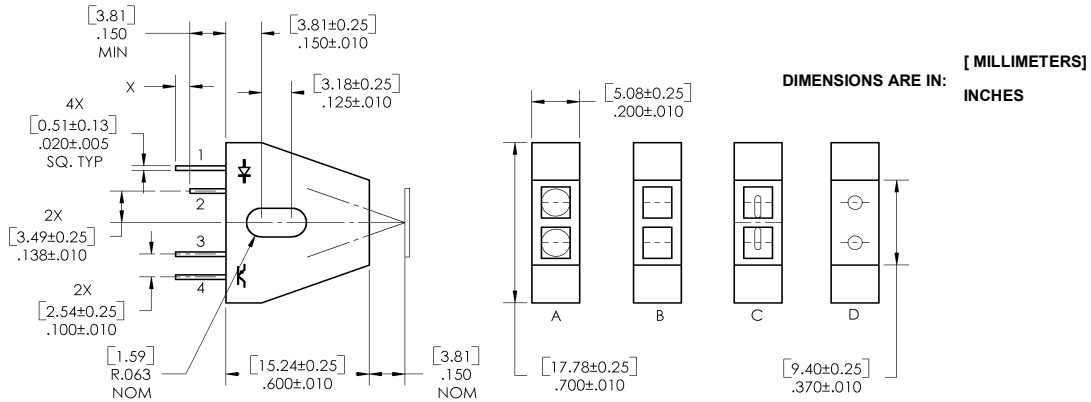
# Reflective Object Sensor

OPB708, OPB709

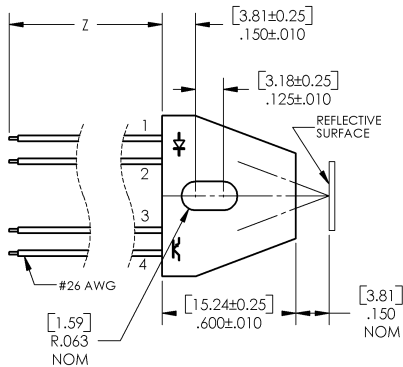
OPB740 Series, OPB740WZ Series



**OPB708, OPB709, OPB740, OPB741,  
OPB742, OPB743, OPB744, OPB745**

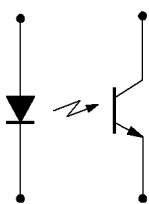


**OPB740WZ, OPB741WZ, OPB742WZ, OPB743WZ,  
OPB744WZ, OPB745WZ, OPB746WZ, OPB747WZ,  
OPB748WZ**

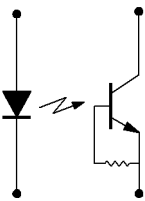


Package Style	
Part Number	Lens Configuration
OPB708	D - No windows
OPB709	D - No windows
OPB740	A - No windows
OPB740WZ	A - No windows
OPB741	B - Blue windows
OPB741WZ	B - Blue windows
OPB742	C - Offset windows
OPB742WZ	C - Offset windows
OPB743	A - No windows
OPB743WZ	A - No windows
OPB744	B - Blue windows
OPB744WZ	B - Blue windows
OPB745	C - Offset windows
OPB745WZ	C - Offset windows
OPB746WZ	B - Blue windows
OPB747WZ	C - Offset windows
OPB748WZ	C - Offset windows

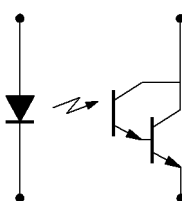
**OPB708  
OPB740 thru OPB744  
OPB740WZ thru OPB744WZ**



**OPB746WZ,  
OPB747WZ,  
OPB748WZ**



**OPB709,  
OPB745,  
OPB745WZ**



Color-PIN #	LED	Color-PIN #	Transistor
Orange-1	Anode	White-4	Collector
Green-2	Cathode	Blue-3	Emitter

General Note  
TT Electronics reserves the right to make changes in product specification without notice or liability. All information is subject to TT Electronics' own data and is considered accurate at time of going to print.

OPTEK Technology, Inc.  
1645 Wallace Drive, Carrollton, TX 75006 | Ph: +1 972 323 2200  
www.optekinc.com | www.ttelectronics.com

# Reflective Object Sensor

OPB708, OPB709

OPB740 Series, OPB740WZ Series



Absolute Maximum Ratings ( $T_A = 25^\circ\text{C}$ unless otherwise noted)	
Operating and Storage Temperature Range OPB708, OP709, OPB740, OPB741, OPB742, OPB743, OPB744, OPB745	-40° C to +85° C
OPB741WZ, OPB742WZ, OPB743WZ, OPB744WZ, OPB745WZ, OPB746WZ, OPB747WZ, OPB748WZ	-40° C to +80° C
Lead Soldering Temperature [1/16 inch (1.6mm) from the case for 5 sec. with soldering iron] <sup>(1)</sup>	260°C
<b>Input Diode</b> (See OP165 (935 nm), OP265 (890 nm) or OVLA56CB8 (645 nm) for additional information)	
Forward DC Current	40 mA
Reverse DC Voltage	2 V
Power Dissipation <sup>(2)</sup>	100 mW
<b>Sensor Output</b> (See OP505 (Transistor), OP705 ( $R_{BE}$ Transistor) or OP535 (Darlington) for additional Information)	
Collector-Emitter Voltage OPB708 OPB709 OPB740, OPB741, OPB742, OPB743, OPB744 OPB740WZ, OPB741WZ, OPB742WZ, OPB743WZ, OPB744WZ OPB748WZ OPB745 OPB745WZ OPB746WZ, OPB747WZ	30 V 15 V 30 V 30 V 15 V 15 V 24 V
Emitter-Collector Voltage OPB708 through OPB745, OPB748 OPB746 through OPB747	5.0 V 0.4 V
Power Dissipation <sup>(2)</sup>	100 mW

Notes:

1. RMA flux is recommended. Duration can be extended to 10 seconds maximum when flow soldering.
2. Derate linearly 1.33 mW° C above 25° C.

Electrical Characteristics ( $T_A = 25^\circ\text{C}$ unless otherwise noted)						
SYMBOL	PARAMETER	MIN	TYP	MAX	UNITS	TEST CONDITIONS
<b>645 nm LED</b> (See OVLA56CB8 for generic information — for reference only)						
$V_F$	Forward Voltage	-	-	2.6	V	$I_F = 20\text{ mA}$
$I_R$	Reverse Current	-	-	100	$\mu\text{A}$	$V_R = 2\text{ V}$
<b>890 nm LED</b> (See OP265 for additional information — for reference only)						
$V_F$	Forward Voltage	-	-	1.8	V	$I_F = 40\text{ mA}$
$I_R$	Reverse Current	-	-	100	$\mu\text{A}$	$V_R = 2\text{ V}$
<b>935 nm LED</b> (See OP165 for additional information — for reference only)						
$V_F$	Forward Voltage	-	-	1.7	V	$I_F = 40\text{ mA}$
$I_R$	Reverse Current	-	-	100	$\mu\text{A}$	$V_R = 2\text{ V}$

General Note

TT Electronics reserves the right to make changes in product specification without notice or liability. All information is subject to TT Electronics' own data and is considered accurate at time of going to print.

OPTEK Technology, Inc.  
1645 Wallace Drive, Carrollton, TX 75006 | Ph: +1 972 323 2200  
www.optekinc.com | www.ttelectronics.com

# Reflective Object Sensor

OPB708, OPB709

OPB740 Series, OPB740WZ Series



## Electrical Characteristics ( $T_A = 25^\circ\text{C}$ unless otherwise noted)

SYMBOL	PARAMETER	MIN	TYP	MAX	UNITS	TEST CONDITIONS
<b>Output <math>R_{BE}</math> Phototransistor</b> (See OP705 for general information — for reference only)						
$V_{(BR)CEO}$	Collector-Emitter Breakdown Voltage	24	-	-	V	$I_C = 100\ \mu\text{A}$
$I_{CEO}$	Collector Dark Current	-	-	100	nA	$V_{CE} = 10\ \text{V}, I_F = 0, E_E = 0$
<b>Output Phototransistor</b> (See OP505 for general information — for reference only)						
$V_{(BR)CEO}$	Collector-Emitter Breakdown Voltage	30	-	-	V	$I_C = 100\ \mu\text{A}$
$V_{(BR)ECO}$	Emitter-Collector Breakdown Voltage	5	-	-	V	$I_E = 100\ \mu\text{A}$
$I_{CEO}$	Collector Dark Current	-	-	100	nA	$V_{CE} = 10\ \text{V}, I_F = 0, E_E = 0$
<b>Output Photodarlington</b> (See OP535 for general information — for reference only)						
$V_{(BR)CEO}$	Collector-Emitter Breakdown Voltage	15	-	-	V	$I_C = 100\ \mu\text{A}$
$V_{(BR)ECO}$	Emitter-Collector Breakdown Voltage	5	-	-	V	$I_E = 100\ \mu\text{A}$
$I_{CEO}$	Collector-Emitter Dark Current OPB709, OPB745, OPB745WZ	-	-	25	$\mu\text{A}$	$V_{CE} = 5\ \text{V}, I_F = 0, E_E = 0$
<b>Coupled</b>						
$V_{CE(SAT)}$	Saturation Voltage OPB708 OPB709	- -	- -	0.40 1.10	V	$I_F = 40\ \text{mA}, I_C = 3\ \mu\text{A}, d = 0.15''^{(1)(2)}$
$I_{C(ON)}^{(1)(2)}$	On-State Collector Current OPB708 OPB709 OPB740, OPB740WZ OPB741, OPB741WZ OPB742, OPB742WZ OPB743, OPB743WZ OPB744, OPB744WZ OPB745, OPB745WZ OPB746WZ OPB747WZ OPB748WZ	0.01 1.00 0.05 0.05 0.01 0.20 0.20 5.00 0.50 0.01 0.01	- - - - - - - - - - -	3.00 - 2.50 2.50 0.70 2.00 2.00 26.0 2.50 0.70 0.70	mA	$V_{CE} = 5\ \text{V}, I_F = 40\ \text{mA}, d = 0.15'' (3.810\ \text{mm})$
$I_{CX}^{(3)}$	Crosstalk OPB708, OPB709, OPB740, OPB740WZ OPB741, OPB741WZ OPB742, OPB742WZ OPB743, OPB743WZ OPB744, OPB744WZ OPB745, OPB745WZ OPB746WZ OPB747WZ OPB748WZ	- - - - - - - - - - -	- - - - - - - - - - -	- 10.0 10.0 1.0 20.0 20.0 25.0 1.0 1.0 1.0	$\mu\text{A}$	$V_{CC} = 5\ \text{V}, I_F = 40\ \text{mA}$

**Notes:**

- The distance from the assembly face to the reflective surface is "d".
- Reflective surface is Eastman Kodak (Catalog #190 3061) neutral white test card with 90% diffuse reflectance as a reflecting surface.
- Crosstalk is the photocurrent measured with current to the input diode, no reflective surface and no ambient light ( $E_E = 0$ ).

**General Note**

TT Electronics reserves the right to make changes in product specification without notice or liability. All information is subject to TT Electronics' own data and is considered accurate at time of going to print.

OPTEK Technology, Inc.  
1645 Wallace Drive, Carrollton, TX 75006 | Ph: +1 972 323 2200  
www.optekinc.com | www.ttelectronics.com

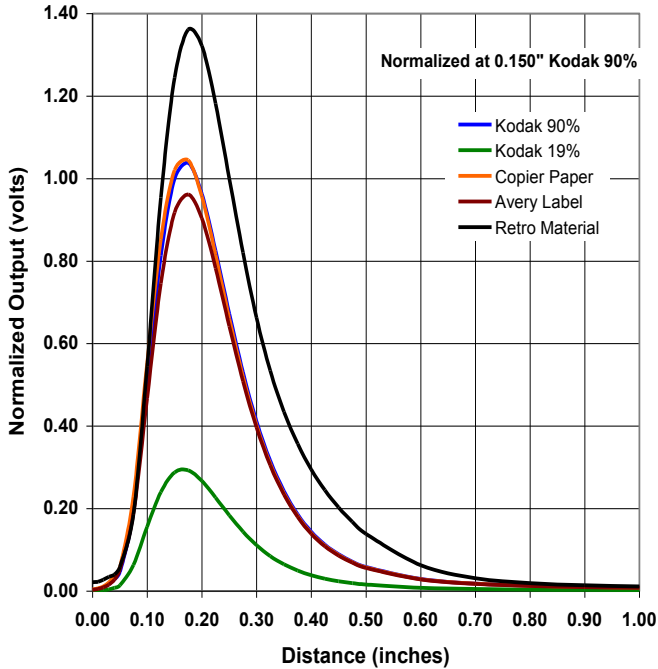
# Reflective Object Sensor

OPB708, OPB709

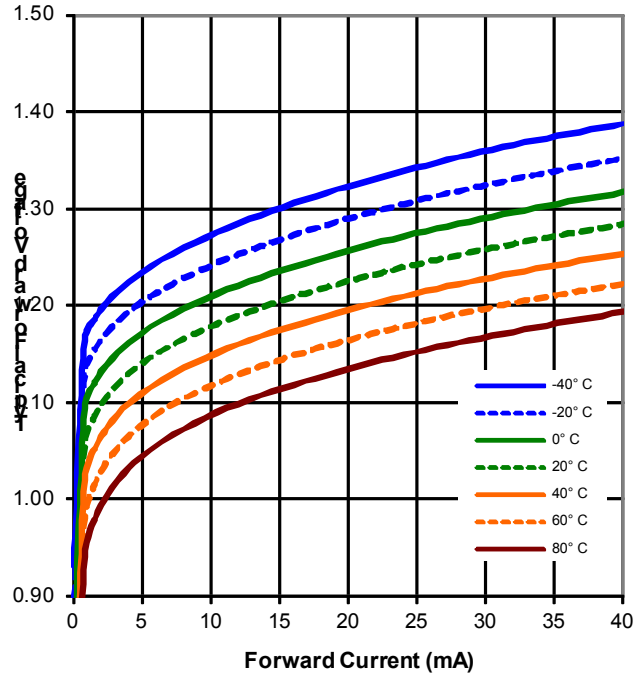
OPB740 Series, OPB740WZ Series



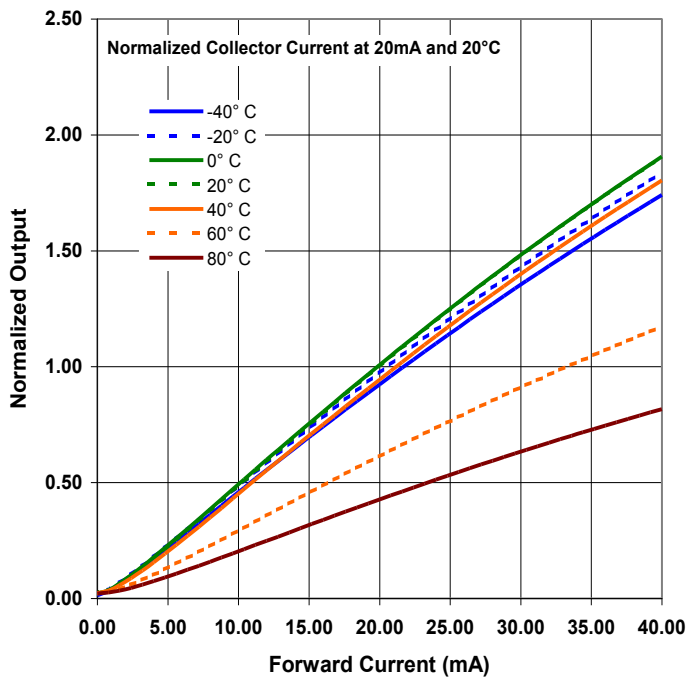
Transistor Output vs Distance



LED Forward Voltage vs Forward Current vs Temperature



Transistor Output vs Forward Current vs Temperature



General Note  
TT Electronics reserves the right to make changes in product specification without notice or liability. All information is subject to TT Electronics' own data and is considered accurate at time of going to print.

OPTEK Technology, Inc.  
1645 Wallace Drive, Carrollton, TX 75006 | Ph: +1 972 323 2200  
www.optekinc.com | www.ttelectronics.com

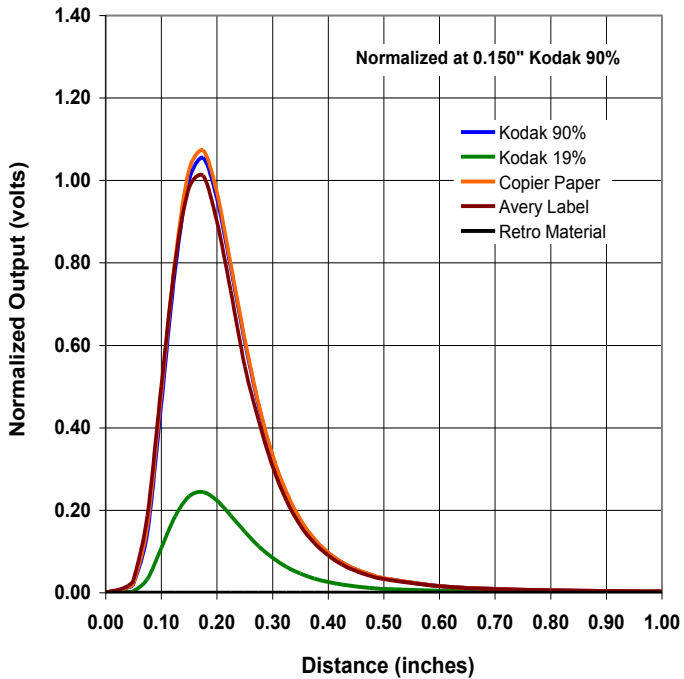
# Reflective Object Sensor

OPB708, OPB709

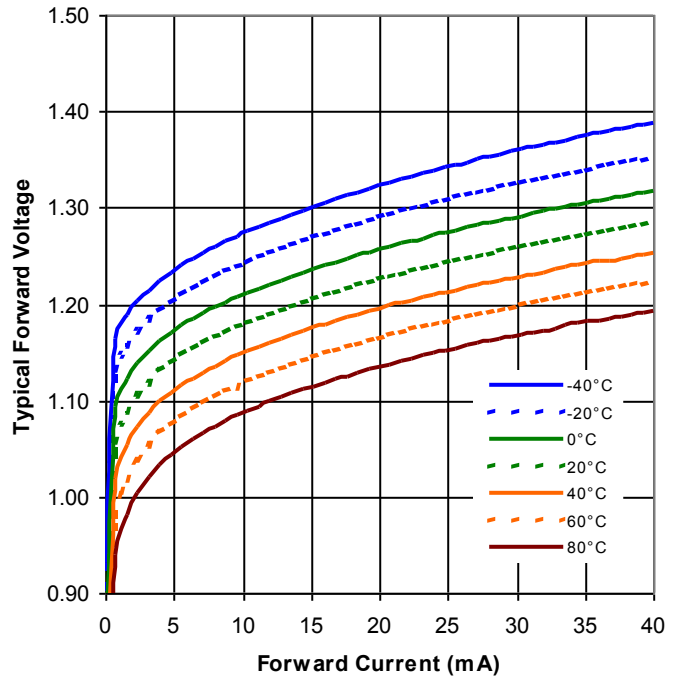
OPB740 Series, OPB740WZ Series



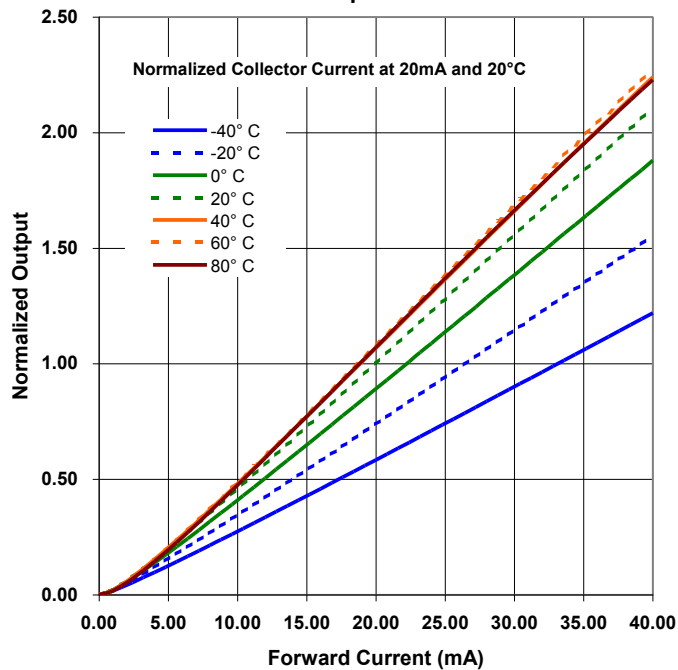
**Darlington Output vs Distance**



**LED Forward Voltage vs Forward Current vs Temperature**



**Darlington Output vs Forward Current vs Temperature**



General Note  
TT Electronics reserves the right to make changes in product specification without notice or liability. All information is subject to TT Electronics' own data and is considered accurate at time of going to print.

OPTEK Technology, Inc.  
1645 Wallace Drive, Carrollton, TX 75006 | Ph: +1 972 323 2200  
www.optekinc.com | www.ttelectronics.com



Компания «ЭлектроПласт» предлагает заключение долгосрочных отношений при поставках импортных электронных компонентов на взаимовыгодных условиях!

Наши преимущества:

- Оперативные поставки широкого спектра электронных компонентов отечественного и импортного производства напрямую от производителей и с крупнейших мировых складов;
- Поставка более 17-ти миллионов наименований электронных компонентов;
- Поставка сложных, дефицитных, либо снятых с производства позиций;
- Оперативные сроки поставки под заказ (от 5 рабочих дней);
- Экспресс доставка в любую точку России;
- Техническая поддержка проекта, помощь в подборе аналогов, поставка прототипов;
- Система менеджмента качества сертифицирована по Международному стандарту ISO 9001;
- Лицензия ФСБ на осуществление работ с использованием сведений, составляющих государственную тайну;
- Поставка специализированных компонентов (Xilinx, Altera, Analog Devices, Intersil, Interpoint, Microsemi, Aeroflex, Peregrine, Syfer, Eurofarad, Texas Instrument, Miteq, Cobham, E2V, MA-COM, Hittite, Mini-Circuits, General Dynamics и др.);

Помимо этого, одним из направлений компании «ЭлектроПласт» является направление «Источники питания». Мы предлагаем Вам помощь Конструкторского отдела:

- Подбор оптимального решения, техническое обоснование при выборе компонента;
- Подбор аналогов;
- Консультации по применению компонента;
- Поставка образцов и прототипов;
- Техническая поддержка проекта;
- Защита от снятия компонента с производства.



#### Как с нами связаться

**Телефон:** 8 (812) 309 58 32 (многоканальный)

**Факс:** 8 (812) 320-02-42

**Электронная почта:** [org@eplast1.ru](mailto:org@eplast1.ru)

**Адрес:** 198099, г. Санкт-Петербург, ул. Калинина, дом 2, корпус 4, литера А.