




BNC Connectors



Content	Page
UHD BNC - rearTWIST Cable Connectors	124
UHD BNC - Chassis	124
rearTWIST HD Cable Connectors	125
Cable to Connector Guide	126
Connector to Cable Guide	128
HD BNC Chassis & Cable Jack Panel Version	130
Technical Data	131
Accessories	132

NEUTRIK®, **crystalCON®**, **etherCON®**, **maxCON®**, **miniCON®**, **nanoCON®**, **neutriCON®**, **opticalCON®**, **powerCON®**, **Profi®**, **rearTWIST®**, **silentPLUG®**, **speakON®**, **DIWA®**, **XIRIUM®**, are registered trademarks of Neutrik AG.

NEUTRIK® 75 Ω BNC Connectors



Neutrik offers a variety of 75 Ω cable and chassis BNC connectors. The rearTWIST cable connectors are easy to handle in high density applications such as video patchbays and switches, provide a tactile and fast assembly and offer colour coding as a standard. All parts of our BNC series are precisely machined to our high quality standards.

rearTWIST UHD – BNC Connector


With the transition to 4K or even 8K-signals the impedance of BNC connectors became more important than ever. Every deviate impedance has a negative influence on return loss and VSWR (Voltage Standing Wave Ratio) which are important measurements for reflected signals in a transmission line. Especially on high data rates up to 24 Gb/s, as they occur when transmitting ultra high definition (UHD) signals, an impedance mismatch results in high return loss.

Neutrik's new rearTWIST UHD-BNC connector is a specifically for high frequencies optimized BNC connector; based on the proven rearTWIST technology. The unique insulator design in combination with the reduced crimp diameter of the gold plated center pin allows UHD-data transmission within the required return loss limits.



4K8K

Features & Benefits



- ① Screen and cable jacket crimp instead of screen crimp only. Grooved inner surface holds the cable jacket to prevent tearing braids.
- ② High frequency optimized insulator design for UHD-transmissions.
- ③ Reduced pin crimp diameter for performance improvement (return loss values).
- ④ Swiss antraloy plating
- ⑤ rearTWIST boot for easy access in high density applications.



Gold plated contacts



Precise Swiss machined parts



r e a r T W I S T U H D & P a n e l V e r s i o n

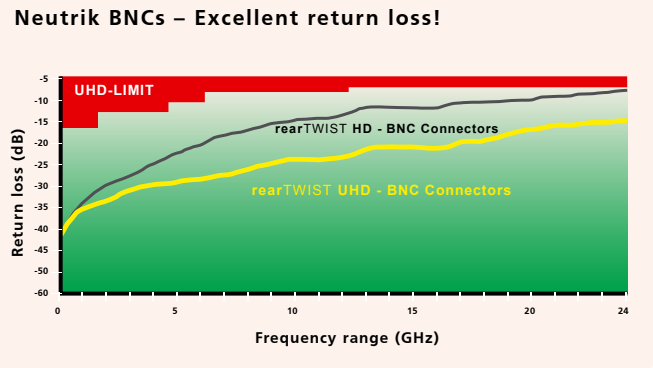


NBNC75BFG7X

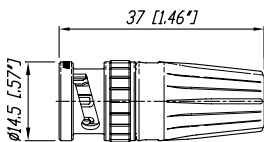


NBB75DFGX

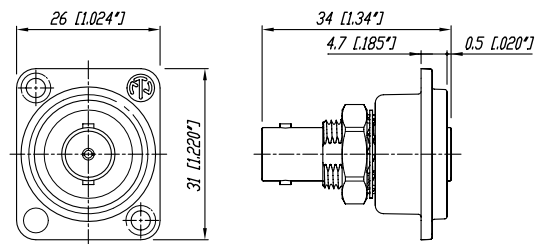
- Optimized contact pin and insulator design for UHD-data transmission
- Proven rearTWIST technology
- Swiss antraloxy plating
- Available for common cable types
- Fully compatible with conventional BNC chassis connectors
- D-size feedthrough chassis connectors



NBNC75*



NBB75DFG






Bayonet locking



Gold plated contacts



9 different colors available



Female cable jack



r e a r T W I S T H D



NBNC75BFG7



NBNC75BLP7



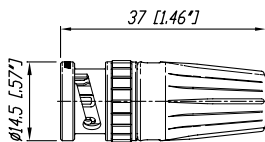
NBNB75GLP9



NBTB75CFI4

- "rearTWIST Principle" locking / unlocking using the easily accessible soft touch boot (Patent DE 100 48507)
- Ideal for recessed bulkheads where access to the "head" of the connector might be an issue. These connectors turn from the back and not the front.
- Snug-fit center pin insert provides tactile feedback
- Shield and jacket crimp technology prevents the problem of an exposed grounding braid on cable assemblies
- Large version for RG 11 cable
- Precise Swiss machined brass parts for outstanding durability
- Accessories include color coded boots in 10 standard colors, crimp tool and dies
- Sleek female cable jack e.g. for Y-cables

NBNC75*



	rearTWIST	rearTWIST	rearTWIST	Cable Jack & Panel	Pin Crimp		Hex Crimp	Stripping				
	UHD	HD	HD Tiny		in mm	in mm	in mm	Tool				
					UHD	HD		CS-BNC-RT	CS-BNC-LCS	CS-BNC-LCV	+ CS-BNC-TCI	
Belden												
Belden 1277R, 1278R, 1279R			NBTC75BNN5			1.6	4.53	●	-	-	●	
Belden 1406B, 1407B, 1417B			NBTC75BVV5			1.6	5.00	●	-	-	●	
Belden 1426A, 1505A (ANH), 4505R	NBNC75BLP9X	NBNC75BLP9		NBNB75GLP9	1.07	1.6	6.47	●	-	-	-	
Belden 1505F	NBNC75BJP9X	NBNC75BJP9			1.07	1.6	6.47	●	-	-	-	
Belden 1506A		NBNC75BIJ9				1.6	5.41	●	-	-	-	
Belden 1520A, 1521A, 1522A, 179DT			NBTC75BFI4	NBTB75CFI4		1.6	4.06	●	-	-	●	
Belden 1694A (ANH, DNH), 4694R												
Belden 70082, 70082CH & 70082NH	NBNC75BTU11X	NBNC75BTU11			1.07	1.6	7.36	●	-	-	-	
	NBNC75BTUP11X				1.07		7.06	●	-	-	-	
Belden 1694F		NBNC75BRU11				1.6	7.36	●	-	-	-	
Belden 1695A	NBNC75BQP11X	NBNC75BQP11				1.6	6.47	●	-	-	-	
Belden 1855A	NBNC75BDD6X	NBNC75BDD6			1.07	1.6	4.53	●	-	-	-	
Belden 1865A			NBTC75BXX6			1.6	5.00	●	-	-	●	
Belden 1855ENH	NBNC75BFG7X	NBNC75BFG7			1.07	1.6	5.00	●	-	-	-	
Belden 7731A (ANH)		NBLC75BVZ17				1.8	10.00	-	-	●	-	
Belden 8218			NBTC75BXX5			1.6	5.00	●	-	-	●	
Belden 8241	NBNC75BLP7X	NBNC75BLP7			1.07	1.6	6.47	●	-	-	-	
Belden 8241F	NBNC75BLP9X	NBNC75BLP9		NBNB75GLP9	1.07	1.6	6.47	●	-	-	-	
Belden 8281		NBNC75BXY9				1.6	8.23	●	-	-	-	
Belden 8281F		NBNC75BYY9				1.6	8.23	●	-	-	-	
Belden 9221			NBTC75BLI4			1.6	4.06	●	-	-	●	
Belden 1794A		NBNC75BZV14				1.6	8.23	●	-	-	-	
Canare												
Canare L-3CFB, L-3C2VS		NBNC75BHK7				1.6	5.41	●	-	-	-	
Canare L-4CFB	NBNC75BLP9X	NBNC75BLP9		NBNB75GLP9	1.07	1.6	6.47	●	-	-	-	
Canare L-4.5CHD, L-4.5CHWS	NBNC75BTU11X	NBNC75BTU11			1.07	1.6	7.36	●	-	-	-	
Canare L-5CFB		NBNC75BYY11				1.6	8.23	●	-	-	-	
Canare LV-61S	NBNC75BLP7X	NBNC75BLP7			1.07	1.6	6.47	●	-	-	-	
Canare LV-77S		NBNC75BYY9				1.6	8.23	●	-	-	-	
Canare V(3-5)-3C		NBNC75BG7				1.6	5.00	●	-	-	-	
Canare V(3-5)-4CFB		NBNC75BJJ9				1.6	5.41	●	-	-	-	
Canare V(3-5)-5C		NBNC75BRS9				1.6	7.01	●	-	-	-	
Canare V(3-5)-5CFB		NBNC75BWS11				1.6	7.01	●	-	-	-	
Canare L-1.5C2VS			NBTC75BLI4			1.6	4.06	●	-	-	●	
Canare L-3CFW	NBNC75BLP7X	NBNC75BLP7			1.07	1.6	6.47	●	-	-	-	
Canare L-5CFW		NBNC75BYY11				1.6	8.23	●	-	-	-	
Canford												
Canford SDV-M		NBTB75CNN5				1.6	4.53	●	-	-	●	
Canford SDV, SDV-X, SDM	NBNC75BFG7X	NBNC75BFG7			1.07	1.6	5.00	●	-	-	-	
Canford SDV-L, SDV-F		NBNC75BWS11				1.6	7.01	●	-	-	-	
Canford SDV-HD		NBLC75BVZ17				1.8	10.00	-	-	●	-	
Canford SDV-F-HD		NBNC75BWU13				1.6	7.36	●	-	-	-	
Canford VCS (BBC PSF1/3)		NBNC75BLS7				1.6	7.01	●	-	-	-	
Clark												
Clark CD7559-0, CD7559F-0	NBNC75BLP9X	NBNC75BLP9			1.07	1.6	6.47	●	-	-	-	
Clark CD7523-7	NBNC75BDD6X	NBNC75BDD6			1.07	1.6	4.53	●	-	-	●	
Clark CD7506-0	NBNC75BTU11X	NBNC75BTU11			1.07	1.6	7.36	●	-	-	-	
Clark CD7506F-0		NBNC75BRU11				1.6	7.36	●	-	-	-	
Commscope												
Commscope 2065V		NBNC75BIJ9				1.6	5.41	●	-	-	-	
Commscope 2279V		NBNC75BQP11				1.6	6.47	●	-	-	-	
Commscope 5563	NBNC75BLP7X	NBNC75BLP7			1.07	1.6	6.47	●	-	-	-	
Commscope 5565	NBNC75BLP9X	NBNC75BLP9		NBNB75GLP9	1.07	1.6	6.47	●	-	-	-	
Commscope 5765	NBNC75BTU11X	NBNC75BTU11			1.07	1.6	7.36	●	-	-	-	
Commscope 7536 (03-05)			NBTC75BXX6			1.6	5.00	●	-	-	●	
Commscope 7538	NBNC75BDD6X	NBNC75BDD6			1.07	1.6	4.53	●	-	-	-	



	rearTWIST	rearTWIST	rearTWIST	Cable Jack & Panel	Pin Crimp		Hex Crimp	Stripping			
	UHD	HD	HD Tiny		in mm	in mm	in mm	Tool			
					UHD	HD		CS-BNC-RT	CS-BNC-LCS	CS-BNC-LCV	+ CS-BNC-TCI
Draka Multimedia Cable											
0.31 / 1.45 AF, 753-1304(2),											
755-1302			NBTC75BFI4	NBTB75CFI4		1.6	4.06	●	-	-	●
0.41 / 1.9 AF, 753-1104, 755-1103,											
755-1101			NBTC75BNN5	NBTB75CNN5		1.6	4.53	●	-	-	●
0.51 / 2.3 Dz, 757-1001, VADN 7243											
			NBTC75BVX6			1.6	5.00	●	-	-	●
0.6 / 2.8 AF, 0.6 L / 2.8 AF	NBNC75BFG7X	NBNC75BFG7			1.07	1.6	5.00	●	-	-	-
HD Pro 0.6/2.8 AF	NBNC75BFG7X	NBNC75BFG7			1.07	1.6	5.00	●	-	-	-
0.6 / 3.7, 0.6L / 3.7	NBNC75BLP7X	NBNC75BLP7			1.07	1.6	6.47	●	-	-	-
0.6 / 3.7 Dz		NBNC75BLS7				1.6	7.01	●	-	-	-
0.8 / 3.7 AF, 755-801(803, 804)	NBNC75BLP9X	NBNC75BLP9		NBNB75GLP9	1.07	1.6	6.47	●	-	-	-
Highflex 08L/3.7D, HD Pro 0.8/3.7 AF	NBNC75BLP9X	NBNC75BLP9			1.07	1.6	6.47	●	-	-	-
0.8 / 4.9 Dz		NBNC75BXY9				1.6	8.23	●	-	-	-
1.0 / 4.8 AF, 755-901/5	NBNC75BUU11X	NBNC75BUU11		NBNB75GUU11	1.07	1.6	7.36	●	-	-	-
1.2L / 4.8Dz, 1.2L / 4.95AF		NBNC75BWU13				1.6	7.36	●	-	-	-
1.4 / 6.6 AF		NBLC75BSX14				1.75	9.73	-	●	-	-
1.6 / 7.3AF		NBLC75BVZ17				1.8	10.00	-	-	●	-
Suhner											
Suhner G02233											
			NBTC75BFI4	NBTB75CFI4		1.6	4.06	●	-	-	●
Suhner G04233D											
		NBNC75BLS7				1.6	7.01	●	-	-	-
Suhner S02223											
			NBTC75BLI4			1.6	4.06	●	-	-	●
Suhner S04233, S04263											
	NBNC75BLP9X	NBNC75BLP9		NBNB75GLP9	1.07	1.6	6.47	●	-	-	-
Suhner S05133-07											
	NBNC75BTU11X	NBNC75BTU11			1.07	1.6	7.36	●	-	-	-
Suhner S05163-02											
	NBNC75BTU11X	NBNC75BTU11			1.07	1.6	7.36	●	-	-	-
Percon											
Percon VK2											
			NBTC75BNN5			1.6	4.53	●	-	-	●
Percon VK5											
	NBNC75BFG7X	NBNC75BFG7			1.07	1.6	5.00	●	-	-	-
Percon VK6											
	NBNC75BLP9X	NBNC75BLP9			1.07	1.6	6.47	●	-	-	-
Percon VK7											
	NBNC75BUU11X	NBNC75BUU11			1.07	1.6	7.36	●	-	-	-
Percon VK77											
	NBNC75BTU11X	NBNC75BTU11			1.07	1.6	7.36	●	-	-	-
Percon VK770F											
		NBNC75BWU13				1.6	7.36	●	-	-	-
Percon VK8											
		NBLC75BSX14				1.75	9.73	-	●	-	-
Percon VK9											
		NBLC75BVZ17				1.8	10.0	-	-	●	-
Percon VK95											
	NBNC75BLP7X	NBNC75BLP7			1.07	1.6	6.47	●	-	-	-
Van Damme											
Van Damme 268-175-000											
	NBNC75BUU11X	NBNC75BUU11			1.07	1.6	7.36	●	-	-	-
Van Damme 268-275-000											
	NBNC75BJP9X	NBNC75BJP9			1.07	1.6	6.47	●	-	-	-
Van Damme 268-306-000											
	NBNC75BLP9X	NBNC75BLP9			1.07	1.6	6.47	●	-	-	-
Van Damme 268-408-000											
			NBTC75BFI14			1.6	6.47	●	-	-	●
Van Damme 268-475-000											
	NBNC75BTU11X	NBNC75BTU11			1.07	1.6	7.36	●	-	-	-
Van Damme 268-675-000											
	NBNC75BTU11X	NBNC75BTU11			1.07	1.6	7.36	●	-	-	-
Van Damme 278-475-000											
		NBLC75BVZ17				1.8	10.00	-	-	●	-
Van Damme 278-175-000											
	NBNC75BUU11X	NBNC75BUU11			1.07	1.6	7.36	●	-	-	-
Van Damme 278-975-000											
	NBNC75BLP9X	NBNC75BLP9			1.07	1.6	6.47	●	-	-	-
Van Damme 278-775-000											
			NBTC75BSS5			1.6	4.53	●	-	-	●
Van Damme 278-075-000											
	NBNC75BFG7X	NBNC75BFG7			1.07	1.6	5.00	●	-	-	-
Van Damme 278-075-006											
	NBNC75BFG7X	NBNC75BFG7			1.07	1.6	5.00	●	-	-	-
Van Damme 278-375-000											
	NBNC75BUU11X	NBNC75BUU11			1.07	1.6	7.36	●	-	-	-

	rearTWIST UHD	rearTWIST HD	rearTWIST HD Tiny	Cable Jack & Panel	Pin Crimp in mm	Hex Crimp in mm	Stripping Tool				
					UHD	HD		CS-BNC-RT	CS-BNC-LCS	CS-BNC-LCV	+ CS-BNC-TCI
Argosy Image											
Argosy Image 360	NBNC75BFG7X	NBNC75BFG7			1.07	1.6	5.00	•	-	-	-
Argosy Image 720	NBNC75BLP9X	NBNC75BLP9			1.07	1.6	6.47	•	-	-	-
Argosy Image 1000	NBNC75BUU11X	NBNC75BUU11		NBNB75GUU11	1.07	1.6	7.36	•	-	-	-
CAE											
CAE MC75			NBTC75BLI5	NBTB75CLI5		1.6	4.06	•	-	-	•
CAE MC75.39			NBTC75BVX6			1.6	5.00	•	-	-	•
CAE KX6A	NBNC75BLP7X	NBNC75BLP7			1.07	1.6	6.47	•	-	-	-
CAE VCB75		NBNC75BNP9				1.6	6.47	•	-	-	-
CAE VCB 100		NBNC75BXU13				1.6	7.36	•	-	-	-
CAE HD1250FLEX		NBNC75BXU13				1.6	7.01	•	-	-	-
CAE HD10460LSZH		NBNC75BTS11				1.6	7.01	•	-	-	-
CAE HD0628LSZH	NBNC75BFG7X	NBNC75BFG7			1.07	1.6	5.00	•	-	-	-
CAE HD08370LSZH	NBNC75BLP9X	NBNC75BLP9			1.07	1.6	6.47	•	-	-	-
CAE HD16720LSZH		NBNC75BVZ17				1.8	10.00	-	-	•	-
Cordial											
Cordial CVI 3-7	NBNC75BFG7X	NBNC75BFG7			1.07	1.6	4.53	•	-	-	-
Cordial CVI 06-28	NBNC75BFG7X	NBNC75BFG7			1.07	1.6	5.00	•	-	-	-
Cordial CVI 06-28HD, CVI 06-28HD-FRNC	NBNC75BFG7X	NBNC75BFG7			1.07	1.6	5.00	•	-	-	-
Cordial CVI (CVM) 06-37	NBNC75BLP7X	NBNC75BLP7			1.07	1.6	6.47	•	-	-	-
Cordial CVI 08-37 HD-FRNC		NBNC75BNP9				1.6	6.47	•	-	-	-
Cordial CVI 10-48 HD	NBNC75BUU11X	NBNC75BUU11			1.07	1.6	7.36	•	-	-	-
Cordial CVI 10-48 HD-FRNC		NBNC75BWS11				1.6	7.01	•	-	-	-
Cordial CVM 08-32 HD-FLEX		NBNC75BUJ9				1.6	5.41	•	-	-	-
Cordial CVM 12-50 HD-FLEX		NBNC75BWU13				1.6	7.36	•	-	-	-
Kabeltronik											
Kabeltronik HFV 1.0/4.8 AF-FRNC		NBNC75BRU11				1.6	7.36	•	-	-	-
Kabeltronik HFV 0.6/2.8 AF-FRNC	NBNC75BFG7X	NBNC75BFG7			1.07	1.6	5.00	•	-	-	-
Kabeltronik MVP 5x 0.6/2.8 AF-FRNC	NBNC75BFG7X	NBNC75BFG7			1.07	1.6	5.00	•	-	-	-
KLOTZ											
KLOTZ V06/28, V062SH, VMXx75Y	NBNC75BFG7X	NBNC75BFG7			1.07	1.6	5.00	•	-	-	-
KLOTZ V06/37	NBNC75BLP7X	NBNC75BLP7			1.07	1.6	6.47	•	-	-	-
KLOTZ V08/37H, VD083SH	NBNC75BLP9X	NBNC75BLP9			1.07	1.6	6.47	•	-	-	-
KLOTZ VD083LP 0.8L/3.7DZ	NBNC75BJP9X	NBNC75BJP9			1.07	1.6	6.47	•	-	-	-
KLOTZ V10/48, V10/48H	NBNC75BUU11X	NBNC75BUU11		NBNB75GUU11	1.07	1.6	7.36	•	-	-	-
KLOTZ V16/72		NBNC75BVZ17				1.8	10.00	-	-	•	-
Nexans											
Nexans HF 75 0.6/2.9 02YS(ST)CH	NBNC75BFG7X	NBNC75BFG7			1.07	1.6	5.00	•	-	-	-
Nexans HF 75 1.6/7.2 02Y(ST)C(ST)H		NBNC75BVZ17				1.8	10.00	-	-	•	-
Nexans HF 75 0.6/3.7 2YCY	NBNC75BLP7X	NBNC75BLP7			1.07	1.6	6.47	•	-	-	-
Proel											
Proel HPC 805	NBNC75BLP7X	NBNC75BLP7			1.07	1.6	6.47	•	-	-	-
Proel HPC 810	NBNC75BLP9X	NBNC75BLP9			1.07	1.6	6.47	•	-	-	-
Proel HPC 820		NBNC75BFH6				1.6	5.00	•	-	-	-
RG											
RG11		NBNC75BVZ17				1.8	10.00	-	-	•	-
RG59B/U	NBNC75BLP7X	NBNC75BLP7			1.07	1.6	6.47	•	-	-	-
RG179B/U			NBTC75BLI4			1.6	4.06	•	-	-	•
SOMMER											
SOMMER 600-0051 (M/L/S)	NBNC75BLP7X	NBNC75BLP7			1.07	1.6	6.47	•	-	-	-
SOMMER 600-0054 (M/L/S)	NBNC75BLP7X	NBNC75BLP7			1.07	1.6	6.47	•	-	-	-
SOMMER 600-0101M	NBNC75BFG7X	NBNC75BFG7			1.07	1.6	5.00	•	-	-	-
SOMMER 600-0104M	NBNC75BFG7X	NBNC75BFG7			1.07	1.6	5.00	•	-	-	-
SOMMER 600-162(F), Vector 0.8/3.7	NBNC75BLP9X	NBNC75BLP9			1.07	1.6	6.47	•	-	-	-
SOMMER 600-025* -03 (05)			NBTC75BLI5	NBTB75CLI5		1.6	4.06	•	-	-	•
SOMMER 600-0701			NBTC75BLI5	NBTB75CLI5		1.6	4.06	•	-	-	•
SOMMER 600-020* -03 (05)			NBTC75BLI5	NBTB75CLI5		1.6	4.06	•	-	-	•
SOMMER 600-0451	NBNC75BLP9X	NBNC75BLP9			1.07	1.6	6.47	•	-	-	-
SOMMER 600-0751			NBTC75BVX6	NBNB75GLP9		1.6	5.00	•	-	-	•
Tesca											
Tesca Bengal			NBTC75BNS4			1.6	4.53	•	-	-	•
Tesca Supra	NBNC75BFG7X	NBNC75BFG7			1.07	1.6	5.00	•	-	-	-
Tesca Massimo		NBNC75BSX14				1.75	9.73	-	•	-	-
Tesca Sphere		NBNC75BVZ17				1.8	10.00	-	-	•	-
Tesca Presto		NBNC75BJP9				1.6	6.47	•	-	-	-
Tesca Prima		NBNC75BTS11				1.6	7.01	•	-	-	-
Tesca Linea		NBNC75BNP9				1.6	6.47	•	-	-	-
Tesca Vostok		NBNC75BWS12				1.6	7.01	•	-	-	-
Tesca Dublo		NBNC75BWS12				1.6	7.01	•	-	-	-
Others											
AT&T 735			NBTC75BSS5			1.6	4.53	•	-	-	•
COMM-TEC RGBHV			NBTC75BSS5			1.6	4.53	•	-	-	•
BBC PSF 1/3*		NBNC75BLS7				1.6	7.01	•	-	-	•
Bryant BD 5D50		NBNC75BRS9				1.6	7.01	•	-	-	•
Bryant BD 5D53F	NBNC75BJP9X	NBNC75BJP9			1.07	1.6	6.47	•	-	-	-
Bryant SD10F, SD11	NBNC75BTU11X	NBNC75BTU11			1.07	1.6	7.36	•	-	-	-
Bryant SD50F	NBNC75BLP9X	NBNC75BLP9			1.07	1.6	6.47	•	-	-	-
COVID CVD 1300-1500			NBTC75BLI5	NBTB75CLI5		1.6	4.06	•	-	-	•
Eupen 705 CRT 5V-HS		NBNC75BTS11				1.6	7.36	•	-	-	•
Extron BNC-5HR			NBTC75BNN5	NBTB75CNN5		1.6	4.53	•	-	-	•
Extron BNC-5RC	NBNC75BFG7X	NBNC75BFG7			1.07	1.6	5.00	•	-	-	-
GEPCO VDM230	NBNC75BDD6X	NBNC75BDD6			1.07	1.6	4.53	•	-	-	-
GEPCO VPM2000	NBNC75BLP9X	NBNC75BLP9		NBNB75GLP9	1.07	1.6	6.47	•	-	-	-
GEPCO VSD2001	NBNC75BTU11X	NBNC75BTU11			1.07	1.6	7.36	•	-	-	-
Helix 734		NBNC75BNP9				1.6	6.47	•	-	-	-
Helix 735			NBTC75BSS5			1.6	4.53	•	-	-	•
Hirschmann KOKA 712Cu		NBNC75BTS9				1.6	6.47	•	-	-	-
Kansai 3C-5S		NBNC75BFH6				1.6	5.00	•	-	-	-
Kelsey SD-1	NBNC75BFG7X	NBNC75BFG7			1.07	1.6	5.00	•	-	-	-
Kelsey SD-1-LL		NBNC75BWS11				1.6	7.01	•	-	-	-
KROSCHU (341 270, 341 280)				NBTC75BLI4		1.6	4.06	•	-	-	•
Quadtronics CABPGHD70MW-500		NBNC75BFG7			1.07	1.6	5.00	•	-	-	-
Wisj MK 99A			NBNC75BWS12			1.6	6.47	•	-	-	-
ZNK CM14B			NBTC75BFI4	NBTB75CFI4		1.6	4.06	•	-	-	•

* Registered trademark of BBC



	Inner Conductor	Insulator	Cable O.D. mm	Pin crimp mm (square)	Hex Crimp mm	Stripping Tool			
						CS-BNC-RT	CS-BNC-LCS	CS-BNC-LCV	+ CS-BNC-TCI

rearTWIST HD & UHD

NBLC75BVZ17	< 1.7	< 8.0	< 10.4	1.80 (Hex crimp)	10.00	-	-	●	-
NBLC75BSX14	< 1.4	< 6.6	< 9.5	1.75 (Hex crimp)	9.73	-	●	-	-
NBNC75BDD6	< 0.6	< 2.8	< 4.3	1.6	4.53	●	-	-	-
NBNC75BDD6X	< 0.6	< 2.8	< 4.3	1.07	4.53	●	-	-	-
NBNC75BFG7	< 0.7	< 3.1	< 4.7	1.6	5.00	●	-	-	-
NBNC75BFG7X	< 0.7	< 3.1	< 4.7	1.07	5.00	●	-	-	-
NBNC75BFH6	< 0.6	< 3.1	< 4.9	1.6	5.00	●	-	-	-
NBNC75BGG7	< 0.7	< 3.2	< 4.7	1.6	5.00	●	-	-	-
NBNC75BHK7	< 0.7	< 3.3	< 5.6	1.6 (or 1.75 Hex)	5.41	●	-	-	-
NBNC75BIJ9	< 0.9	< 3.6	< 5.3	1.6	5.41	●	-	-	-
NBNC75BJJ9	< 0.9	< 3.8	< 5.3	1.6	5.41	●	-	-	-
NBNC75BJP9	< 0.9	< 3.8	< 6.3	1.6	6.47	●	-	-	-
NBNC75BJP9X	< 0.9	< 3.8	< 6.3	1.07	6.47	●	-	-	-
NBNC75BLP7	< 0.7	< 3.8	< 6.3	1.6	6.47	●	-	-	-
NBNC75BLP7X	< 0.7	< 3.8	< 6.3	1.07	6.47	●	-	-	-
NBNC75BLP9	< 0.9	< 3.8	< 6.3	1.6	6.47	●	-	-	-
NBNC75BLP9X	< 0.9	< 3.8	< 6.3	1.07	6.47	●	-	-	-
NBNC75BLS7	< 0.7	< 3.8	< 6.9	1.6	7.01	●	-	-	-
NBNC75BNP9	< 0.9	< 4.1	< 6.3	1.6	6.47	●	-	-	-
NBNC75BQP11	< 1.1	< 4.5	< 6.3	1.6	6.47	●	-	-	-
NBNC75BQP11X	< 1.1	< 4.5	< 6.3	1.07	6.47	●	-	-	-
NBNC75BRS9	< 0.9	< 4.8	< 6.9	1.6	7.01	●	-	-	-
NBNC75BTS9	< 0.9	< 4.7	< 6.9	1.6	7.01	●	-	-	-
NBNC75BTS11	< 1.1	< 4.7	< 6.9	1.6	7.01	●	-	-	-
NBNC75BTU11	< 1.1	< 4.7	< 7.3	1.6	7.36	●	-	-	-
NBNC75BTU11X	< 1.1	< 4.7	< 7.3	1.07	7.36	●	-	-	-
NBNC75BTUP11X	< 1.1	< 4.7	< 7.3	1.07	7.06	●	-	-	-
NBNC75BTU13	< 1.3	< 4.7	< 7.3	1.6	7.36	●	-	-	-
NBNC75BUU11	< 1.1	< 4.9	< 7.3	1.6	7.36	●	-	-	-
NBNC75BUU11X	< 1.1	< 4.9	< 7.3	1.07	7.36	●	-	-	-
NBNC75BRU11	< 1.1	< 4.7	< 7.3	1.6	7.36	●	-	-	-
NBNC75BWS11	< 1.1	< 5.1	< 6.9	1.6	7.01	●	-	-	-
NBNC75BWS12	< 1.2	< 5.1	< 6.9	1.6	7.01	●	-	-	-
NBNC75BWU13	< 1.4	< 5.1	< 7.3	1.6	7.36	●	-	-	-
NBNC75BXU13	< 1.4	< 5.3	< 7.3	1.6	7.36	●	-	-	-
NBNC75BXY9	< 0.9	< 5.3	< 8.0	1.6	8.23	●	-	-	-
NBNC75BYY9	< 0.9	< 5.2	< 8.0	1.6	8.23	●	-	-	-
NBNC75BYY11	< 1.1	< 5.2	< 8.0	1.6	8.23	●	-	-	-
NBNC75BZV14	< 1.4	< 5.2	< 8.0	1.6 (or 1.75 Hex)	8.23	●	-	-	-

rearTWIST TINY

NBTC75BFI4	< 0.4	< 1.6	< 2.9	1.6	4.06	●	-	-	●
NBTC75BLI4	< 0.4	< 1.8	< 2.9	1.6	4.06	●	-	-	●
NBTC75BLI5	< 0.5	< 1.8	< 2.9	1.6	4.06	●	-	-	●
NBTC75BNN5	< 0.5	< 2.0	< 3.1	1.6	4.53	●	-	-	●
NBTC75BNS4	< 0.4	< 2.0	< 3.5	1.6	4.53	●	-	-	●
NBTC75BSS5	< 0.5	< 2.3	< 3.4	1.6	4.53	●	-	-	●
NBTC75BVV5	< 0.5	< 2.5	< 3.8	1.6	5.00	●	-	-	●
NBTC75BVX6	< 0.6	< 2.5	< 4.0	1.6	5.00	●	-	-	●
NBTC75BXX5	< 0.5	< 2.6	< 4.0	1.6	5.00	●	-	-	●
NBTC75BXX6	< 0.6	< 2.6	< 4.0	1.6	5.00	●	-	-	●

CABLE JACKS (TINY & PANEL VERSION)

NBTB75CFI4	< 0.4	< 1.6	< 2.9	1.6	4.06	●	-	-	●
NBTB75CNN5	< 0.5	< 2.0	< 3.1	1.6	4.53	●	-	-	●
NBTB75CLI5	< 0.5	< 1.8	< 2.9	1.6	4.06	●	-	-	●
NBNB75GLP9	< 0.9	< 3.8	< 6.3	1.6	6.47	●	-	-	●
NBNB75GUU11	< 1.1	< 4.9	< 7.3	1.6	7.36	●	-	-	●
NBNB75ILP9	< 0.9	< 3.8	< 6.3	1.6	6.47	●	-	-	●
NBNB75IUU11	< 1.1	< 4.9	< 7.3	1.6	7.36	●	-	-	●



D-shape metal housing




Gold plated center pin




HD BNC Chassis & Cable Jacks Panel Version



Bulkhead Jacks - NBB75FG



NBB75DFG



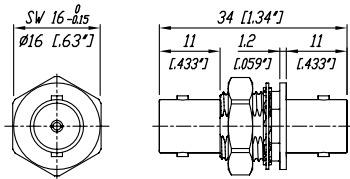
NBB75DFGB



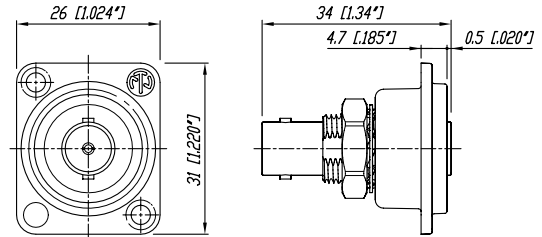
Cable jacks Panel Version – NBB75SI

- True 75 Ω design meets the stringent HDTV / DVD requirements
- Isolated or grounded versions
- “D” shaped housing (provides flush mounting and protection of the jacks from damage) or single feed through mountings
- Gold plated center contact

NBB75FI



NBB75DFG



Ordering Information

Nickel housing	Black housing	Antralooy housing	
NBB75DFG	NBB75DFGB		Bulkhead jack, D-shape housing, feed through, grounded
		NBB75DFGX	Bulkhead jack, D-shape housing, feed through, grounded, UHD-optimized
NBB75DFI	NBB75DFIB		Bulkhead jack, D-shape housing, feed through, isolated
		NBB75DFIX	Bulkhead jack, D-shape housing, feed through, isolated, UHD-optimized
NBB75DSG	NBB75DSGB		Bulkhead jack, D-shape housing, solder version, grounded
NBB75DSI	NBB75DSIB		Bulkhead jack, D-shape housing, solder version, isolated
NBB75FG			Bulkhead jack, feed through, grounded
NBB75FI			Bulkhead jack, feed through, isolated
NBB75SI			Bulkhead jack, solder version, including isolation washers
NBB75FA			Coupler, feed through

Specifications	rearTWIST UHD	rearTWIST HD & rearTWIST HD Large & Cable Jack Panel	rearTWIST HD Tiny & Cable Jack Tiny	Bulkheads & Coupler
----------------	------------------	---	---	---------------------------

Electrical					
Impedance	75 Ω	●	●	●	●
Rated voltage	500 V ac rms	●	●	250 V ac rms	●
Insulation resistance	> 5 GΩ	●	●	●	●
Dielectric withstanding voltage	1'500 V ac rms	●	●	750 V ac rms	●
VSWR / Return Loss	≤ 1.050 / > 32 dB up to 1 GHz	≤ 1.06 / > 30 dB up to 6 GHz	●	≤ 1.10 / > 26 dB up to 1 GHz	≤ 1.03 / > 37 dB up to 1 GHz
	≤ 1.065 / > 30 dB up to 2 GHz	≤ 1.13 / > 24 dB up to 12 GHz	●	≤ 1.14 / > 24 dB up to 2 GHz	≤ 1.05 / > 32 dB up to 2 GHz
	≤ 1.100 / > 26 dB up to 3 GHz	≤ 1.22 / > 20 dB up to 18 GHz	●	≤ 1.22 / > 20 dB up to 3 GHz	≤ 1.08 / > 28 dB up to 3 GHz
Inner contact resistance	≤ 3 mΩ (initial)	●	●	●	●
Outer contact resistance	≤ 2 mΩ (initial)	●	●	●	●

Mechanical					
Cable anchoring	Jacket crimping	●	●	●	N / A
Cable O.D. range	mm	4.3 - 7.3	4.0 - 7.7	2.5 - 3.8	N / A
	- Rear Twist Large	mm	-	10.3	-
Center contact retention	> 30 N	●	●	●	-
Engagement force	< 25 N	●	●	●	●
Lifetime	1'000 mating cycles	●	●	●	●

Material					
Shell	Brass (CuZn39Pb3)	●	●	●	●
	Optalloy coated	-	●	●	●
	Antraloy coated	●	-	-	-
	PA6 (Push Pull only)	-	N / A	N / A	N / A
D-Shape housing:	Zinc diecast (ZnAl4Cu1) gal Ni or black Cr platin	N / A	N / A	N / A	NBB75D*
	Antraloy coated	●	-	-	-
Ground contact	Bronze (CuSn6)	●	●	●	-
	0.2 μm AuCo over 2 μm NiP15	●	●	●	-
	Brass (CuZn39Pb3)	-	-	-	●
	OPTALLOY coated	-	-	-	●
Center contact	Brass (CuZn35Pb2)	●	●	●	-
	0.2 μm AuCo or	●	●	●	-
	Brass (CuZn39Pb3)	-	-	-	●
	0.2 μm AuCo	-	-	-	●
Insulator	Teflon PTFE	-	●	●	●
	Polypropylen PP	●	-	-	-
Chuck	Polyacetal POM	N / A	N / A	N / A	N / A
Insulation Shell	Polyacetal POM	N / A	N / A	N / A	●

Environmental					
Temperature range	-30 °C to +85 °C	●	●	●	●
Solderability complies with	IEC 68-2-20	●	●	●	N / A
Contact crimpability complies	IEC 60803 and IEC 60352-2	●	●	●	N / A

Colour Coded Accessories and Seals



BST-BNC-*



DSS-*



SCF



SCDX



SCCD-W



SCDP-*

BST-BNC-*	Standard boot for the rearTWIST BNCs in black, 9 different colors available
DSS-*	Lettering plate for D Shape bulkheads.
SCF	Rubber sealing cover to protect the connector against dust and moisture
SCDP-*	D-Size sealing gaskets, color coding (*: 0- black, 2- red, 4- yellow, 5- green, 6- blue, 9- white)
SCDX	Hinged cover seals D-size chassis connectors, IP 42 rated
SCCD-W	Spring-loaded cover to seals for D-size chassis connectors, IP 65 rated
NZP1RU-8	Panel 1RU housing for 8 D-shape cutouts
NZP1RU-12	Panel 1RU housing for 12 D-shape cutouts

*: 0 - Black, 1 - Brown, 2 - Red, 3 - Orange, 4 - Yellow, 5 - Green, 6 - Blue, 7 - Violet, 8 - Grey, 9 - White



Assembly Tools



CAS-BNC-T



CS-BNC-RT



HX-R-BNC



PT-BNC



DIE-R-BNC-*

CAS-BNC-T	BNC tool case equipped with HX-R-BNC, PT-BNC: Plier tool, CS-BNC-RT: Stripping tool	CS-BNC-LCV	Coax cable stripper for cable O.D. > 8 mm (NBLC75BVZ17)
CS-BNC-RT	Coax cable stripper for cable O.D. 2.5 – 8 mm	DIE-R-BNC-*	Crimp tool die for pin and shield for HX-R-BNC
CS-BNC-LCS	Coax cable stripper for cable O.D. > 8 mm (NBLC75BSX14)	HT-BNC	Spanner tool for the pushPULL BNCs
		HX-R-BNC	Crimp tool, frame
		PT-BNC	BNC pliers tool

Crimp die assignment for HX-R-BNC

Crimp die	Hex crimp mm			Hex crimp inch			Center pin mm (square crimp)
	A	B	C	A	B	C	

rearTWIST HD BNC

DIE-R-BNC-PDC	6.47	4.53	4.06	0.255	0.178	0.160	1.6
DIE-R-BNC-PG	6.47	5.00	-	0.255	0.197	-	1.6
DIE-R-BNC-PJ	6.47	5.41	-	0.255	0.213	-	1.6
DIE-R-BNC-PS	6.47	7.01	-	0.255	0.276	-	1.6
DIE-R-BNC-PU	6.47	7.36	-	0.255	0.290	-	1.6
DIE-R-BNC-PY	6.47	8.23	-	0.255	0.324	-	1.6

Crimp die	Hex crimp mm			Hex crimp inch			Center pin mm (square crimp)
	A	B	C	A	B	C	

DIE-R-BNC-X	9.73	-	-	0.383	-	-	1.75 (Hex Crimp)
DIE-R-BNC-UG	7.36	5.00	-	0.290	0.197	-	1.6
DIE-R-BNC-ZPLUS	10.0	-	-	0.39	-	-	1.8

rearTWIST UHD BNC

DIE-R-BNCX-PDG	6.47	5.00	4.53	0.255	0.197	0.178	1.07
DIE-R-BNCX-PU	6.47	7.36	-	0.255	0.290	-	1.07



Компания «ЭлектроПласт» предлагает заключение долгосрочных отношений при поставках импортных электронных компонентов на взаимовыгодных условиях!

Наши преимущества:

- Оперативные поставки широкого спектра электронных компонентов отечественного и импортного производства напрямую от производителей и с крупнейших мировых складов;
- Поставка более 17-ти миллионов наименований электронных компонентов;
- Поставка сложных, дефицитных, либо снятых с производства позиций;
- Оперативные сроки поставки под заказ (от 5 рабочих дней);
- Экспресс доставка в любую точку России;
- Техническая поддержка проекта, помощь в подборе аналогов, поставка прототипов;
- Система менеджмента качества сертифицирована по Международному стандарту ISO 9001;
- Лицензия ФСБ на осуществление работ с использованием сведений, составляющих государственную тайну;
- Поставка специализированных компонентов (Xilinx, Altera, Analog Devices, Intersil, Interpoint, Microsemi, Aeroflex, Peregrine, Syfer, Eurofarad, Texas Instrument, Miteq, Cobham, E2V, MA-COM, Hittite, Mini-Circuits, General Dynamics и др.);

Помимо этого, одним из направлений компании «ЭлектроПласт» является направление «Источники питания». Мы предлагаем Вам помощь Конструкторского отдела:

- Подбор оптимального решения, техническое обоснование при выборе компонента;
- Подбор аналогов;
- Консультации по применению компонента;
- Поставка образцов и прототипов;
- Техническая поддержка проекта;
- Защита от снятия компонента с производства.



Как с нами связаться

Телефон: 8 (812) 309 58 32 (многоканальный)

Факс: 8 (812) 320-02-42

Электронная почта: org@eplast1.ru

Адрес: 198099, г. Санкт-Петербург, ул. Калинина, дом 2, корпус 4, литера А.