DETAIL ALVEOLES 1.5
DETAIL CAVITIES 1.5

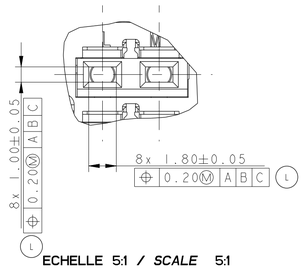

ECHELLE 5:1 / *SCALE* 5:1

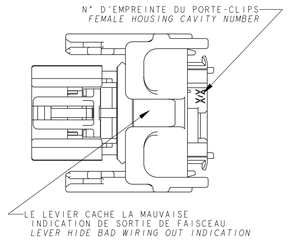

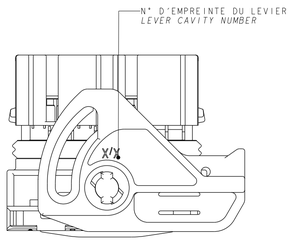

SORTIE FAISCEAU A DROITE
RIGHT WIRING OUT

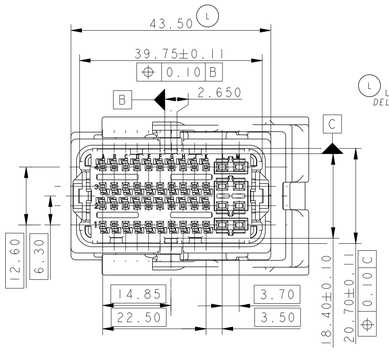

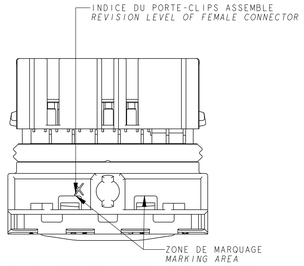

MARQUAGES EN DESSOUS DU LEVIER
(LEVIER ENLEVE POUR CETTE VUE)
MARKING UNDER LEVER COMPONENT
(LEVER REMOVED FOR THIS VIEW)

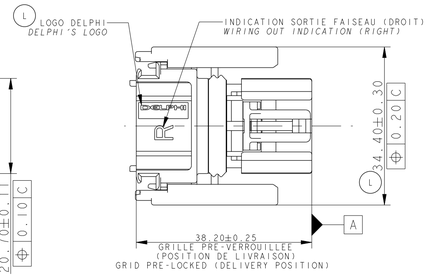

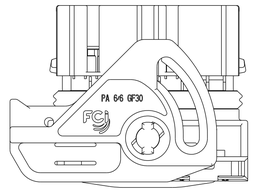

SORTIE FAISCEAU A GAUCHE
LEFT WIRING OUT

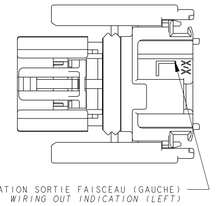

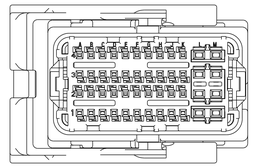

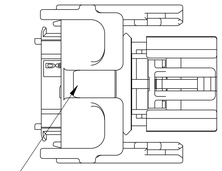

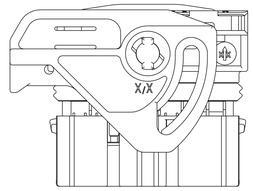

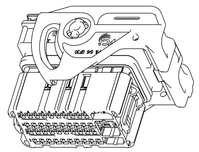

DETAIL ALVEOLES 0.635
DETAIL CAVITIES 0.635

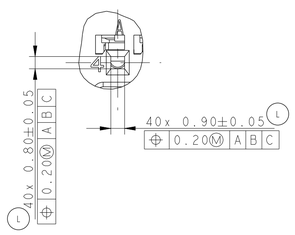

ECHELLE 5:1 / *SCALE* 5:1

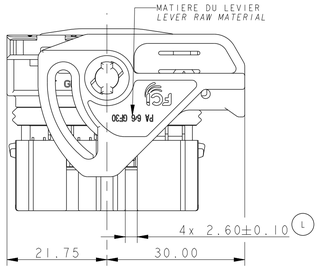

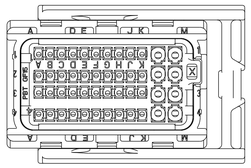

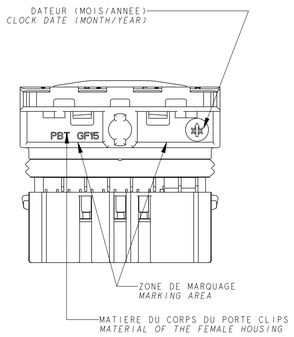

MARQUAGES EN DESSOUS DU LEVIER
(LEVIER ENLEVE POUR CETTE VUE)
MARKING UNDER LEVER COMPONENT
(LEVER REMOVED FOR THIS VIEW)

Ⓛ PRODUITS ASSOCIES
ASSOCIATED PARTS

CAPOT *COVER*			BOUCHON D'ALVEOLES *CAVITY PLUG*			
			CAVITE 0.635 *0.635 CAVITY*		CAVITE 1.5 *1.5 VAVITY*	
SORTIE DES FILS *WIRES OUTPUT*	MVL P/N	DELPHI P/N	MVL P/N	DELPHI P/N	MVL P/N	DELPHI P/N
0°	F965000	13956254	PPI0001045	13768626	PPI0001486	13826722
45°	PPI0001538	33517228				

SPECIFICATION DE CONDITIONNEMENT
PACKAGING SPECIFICATION
FE PA 06 013

CAHIER DES CHARGES
SPECIFICATION
NF R 13-462
FE PS 07 023

MISE EN OEUVRE
APPLICATION SPECIFICATION
DOSSIER DE PRECONISATION : PU 087
USER'S MANUAL: PU 087

Ⓛ ∅ DE FILS MINI ET MAXI ADMISSIBLE POUR GARANTIR L'ETANCHEITE DU PRODUIT
SUITABLE MIN. AND MAX. WIRES ∅ TO GUARANTEE THE WATER TIGHTNESS OF THE PRODUCT

TYPE DE CONTACT *TERMINAL SIZE*		REFERENCE MVL *MVL PART NUMBER*	REFERENCE DELPHI *DELPHI PART NUMBER*	JOINT TUBE SUR FIL *WIRE TUBE*	Ø MINI *MINIMUM Ø*	Ø MAXI *MAXIMUM Ø*
GTS 0.635	0.35mm²	PPI0001619	13955989	-	1.30	1.50
	0.50mm²	PPI0000489	13648598	-	1.40	1.70
GTS 1.5	0.50mm² - 0.85mm²	PPI0001482	13712871	F418400	2.00	2.20
	1.00mm² - 1.30mm²	PPI0001483	13741954	F418400	2.10	2.40
	1.40mm² - 2.00mm²	PPI0001484	13749482	-	2.30	2.80

NOMENCLATURE
PARTS LIST

CODAGE : EN ACCORD AVEC LA SPECIFICATION NF R 13-462
CODING : IN ACCORDANCE WITH NF R 13-462 SPECIFICATION

CODAGE NOIR *BLACK CODING*

CODAGE GRIS *GREY CODING*

CODAGE MARRON *BROWN CODING*

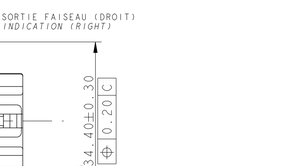

CODAGE VERT *GREEN CODING*

TYPE D'ETANCHEITE *SEALING SPECIFICATION*							SEALED VERSION		UNSEALED VERSION		SEALED VERSION		UNSEALED VERSION		SEALED VERSION		UNSEALED VERSION		SEALED VERSION					
SORTIE FAISEAU *WIRING OUT*							GAUCHE *LEFT*	DROITE *RIGHT*	GAUCHE *LEFT*	DROITE *RIGHT*	GAUCHE *LEFT*	DROITE *RIGHT*	GAUCHE *LEFT*	DROITE *RIGHT*	GAUCHE *LEFT*	DROITE *RIGHT*	GAUCHE *LEFT*	DROITE *RIGHT*	GAUCHE *LEFT*	DROITE *RIGHT*				
REFERENCE DELPHI *DELPHI PART NUMBER*							13956021	13956255	33500411	33500400	33500499	33500500	33500417	33500408	33500419	33500420	33500414	33500405	33505158	33505157				
DELPHI INDICE *DELPHI REVISION*							01	01	01	01	01	01	01	01	01	01	01	01	01	01				
REFERENCE MVL *MVL PART NUMBER*							PPI0001494	PPI0001495	F552100	F552200	PPI0001496	PPI0001497	F752100	F752200	F765000	F865000	F652100	F352200	F413500	F513500				
MVL INDICE *MVL REVISION*							D	D	C	D	D	D	C	D	D	D	C	D	D	D				
7	GROMMET *MATE SEAL*	SILICONE *SILICON*	GRIS *GREY*	PPI0000425	C		I				I				I				I					
6	JOINT INTERFACIAL *MATING SEAL*	SILICONE *SILICON*	INCOLORE *CRISTAL*	PPI0000428	A		I				I				I				I					
5	LEVIER *LEVER*	PA66 GF 30	NOIR *BLACK*	PPI0000416	A		I				I				I				I					
4	GRILLE ARRIERE ETANCHE *SEALED REAR GRID*	PBT GF 15	GRIS CLAIR *LIGHT GREY*	C188300	C		I				I				I				I					
3	GRILLE ARR. NON ETANCHE *UNSEALED REAR GRID*	PBT GF 15	GRIS FONCE *DARK GREY*	C288300	C		NA				NA				NA				NA					
2	GRILLE AVANT *FRONT GRID*	PBT GF 15	NOIR *BLACK*	PPI0000405	B	Ⓛ	I				NA				NA				NA					
2	GRILLE AVANT *FRONT GRID*	PBT GF 15	GRIS *GREY*	PPI0000406	B	Ⓛ	NA				I				NA				NA					
2	GRILLE AVANT *FRONT GRID*	PBT GF 15	MARRON *BROWN*	PPI0000407	B	Ⓛ	NA				NA				I				NA					
2	GRILLE AVANT *FRONT GRID*	PBT GF 15	VERT *GREEN*	PPI0000408	B	Ⓛ	NA				NA				NA				I					
1	ISOLANT PORTE-CLIPS *FEMALE HOUSING*	PBT GF 15	NOIR *BLACK*	C088300	D	Ⓛ	I				I				I				I					
REP.	***DESIGNATION***	**MATIERE** *MATERIAL*	**COULEUR** *COLOUR*	**REF MVL** *MVL P/N*	**INDICE** *REVISION*																**QTE** *QTY*			

SEE DRAWING PCC0843002

SEALED VERSION

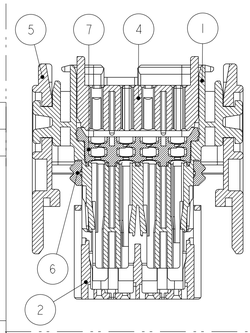

UNSEALED VERSION

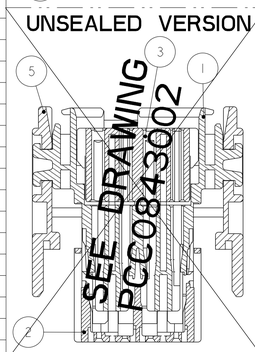

SEE DRAWING PCC0843002

PRINCIPALES PROPRIETES MECANIQUES *MAIN MECHANICAL PROPERTIES*	CT 0.635	CT 1.5
FORCE D'INSERTION D'UN CONTACT *TERMINAL INSERTION FORCE*	10N MAXI	12N MAXI
EFFORT DE POLARISATION D'UN CONTACT A 90° ET 180° *TERMINAL POLARISATION FORCE AT 90° AND 180°*	24 MINI	30 MINI
EFFORT DE RETENTION AVEC DV *RETENTION FORCE WITH SECONDARY LOCK*	80N MINI	100N MINI
EFFORT SUR LE LEVIER D'ACCOUPLEMENT PC/PL *MATING FORCE ON THE SLIDER DEVICE*	65N MAXI	
EFFORT SUR LE LEVIER DE DESACCOUPLEMENT PC/PL *UNMATING FORCE ON THE SLIDER DEVICE*	65N MAXI	
EFFICACITE DE VERROUILLAGE *FULL ENGAGED EFFICIENCY*	200N MINI	
CLASSE DE TEMPERATURE *OPERATING TEMPERATURE*	-40°C / +125°C	
CLASSE DE VIBRATIONS *VIBRATION CLASS*	15 g	
CLASSE D'ETANCHEITE *SEALING CLASS*	±0.5 Bar IPX9K Ⓛ	

ECN-NO. *NUMERO ECN*	POSITION *POSITION*	CHANGE DESCRIPTION *MODIFICATION*
-	-	-
	-	-
	-	-
	-	-
	-	DELPHI P/N ADDED
	-	-
	-	-
	-	-
	B7	GREEN CODING DETAILS ADDED IN TABLE
	B7	VIEW MOVED TO D5
	-	CHANGE REVISION OF TPA (B WAS A)
	-	CHANGE REVISION OF SEALED VERSION CONNECTOR AND HOUSING (D WAS C)
	-	ADD DELPHI PART NUMBER
	-	ADD DELPHI LOGO
	-	REMOVE OF UNSEALED VERSIONS, WHICH ARE ONLY PRODUCED IN A VERSION
	-	REVIEW OF TOLERANCES TO BE ACCORDANCE WITH OTHER CUSTOMER DRAWINGS
	-	CHANGE TO IMPROVE TPA CLOSING FOR AUTOMATIC CONTROL

PRODUCT SPEC. *SPECIF. PRODUIT*	PACKAGING SPEC. *SPECIF. EMBALLAGE*	APPLICATION SPEC. *SPECIF. APPLICATION*	
-	-	-	
TOLERANCES *TOLERANCES*	±0.2	±2°	MATERIAL : *MATIERE :* SEE TABLE
COUNTERPART N° *CONTE PARTIE N°*	-		
DO NOT MEASURE DRAWING *NE PAS PRENDRE DE COTES*			COLOUR : *COULEUR :* SEE TABLE

COPYRIGHT DELPHI CORPORATION AND/OR ITS AFFILIATES. ALL RIGHTS RESERVED. REVISED
THIS DRAWING IS THE PROPERTY OF DELPHI CORPORATION AND CONTAINS DELPHI CONFIDENTIAL INFORMATION. THE REPRODUCTION, DISTRIBUTION AND UTILIZATION OF THIS DOCUMENT OR ITS RELATED CAD MODEL DATA, AS WELL AS COMMUNICATION OF ANY CONTENT TO OTHERS, WITHOUT EXPRESS AUTHORIZATION, IS PROHIBITED.
CE PLAN EST LA PROPRIETE DE DELPHI CORPORATION ET CONTIENT DES INFORMATIONS DELPHI CONFIDENTIELLES. LA REPRODUCTION, LA DISTRIBUTION ET L'UTILISATION DU DOCUMENT OU DES DONNEES MOTIONNEES ASSOCIEES, AINSI QUE LA COMMUNICATION DE TOUT CONTENU A AUTRUI, SANS AUTORISATION EXPRESSE, EST INTERDITE.

TOLERANCES *TOLERANCES*	±0.2	±2°	MATERIAL : *MATIERE :* SEE TABLE
COUNTERPART N° *CONTE PARTIE N°*	-		
DO NOT MEASURE DRAWING *NE PAS PRENDRE DE COTES*			COLOUR : *COULEUR :* SEE TABLE
			TOOL NO. *OUTIL N°* -

SURFACE FINISH *ETAT DE SURFACE* -
ECO Lvl. Code *CODE E.C.* FE

DELPHI PACKARD ELECTRICAL/ELECTRONIC ARCHITECTURE
EPERNON, FRANCE

ISO PROJECTION *PROJECTION ISO* — DIMENSION IN MILLIMETERS *DIMENSIONS EN MILLIMETRES*

CAD SYSTEM *FORMAT* A1
pro / eng.
UNIT SIZE *FORMAT* A1
APPROVAL LEVEL *NIV D'APPROBATION* -
SHEET *FEUILLE* 1 of / de 1
SCALE *ECH.* 1:1

	DATE	NAME *NOM*
CREATED BY *CREE PAR*	2006/12/14	F.CHAZOTTES
MODIFIED BY *MODIF. PAR*	2014/09/14	S.LACOTE
CHECKED BY *VERIF. PAR*	2014/09/18	F.FAURE
APPROVED BY *APPR. PAR*	2014/09/18	Pascal MENARD

FILE NAME *NOM DE FICHIER* PCC0420007
DOCUMENT UNDER PDS CONTROL *DOCUMENT GERE SOUS P.D.S.*
NO MODIFICATION ALLOWED OUTSIDE *PAS DE MODIFICATION EN DEHORS*

CMC 48W X VERSION
PROJECT *PROJET* CMC PROJECT
ESR NO - CAT. NO *NUMERO CAT* -
NUMERO ESR -

DRAWING NUMBER *REF. PLAN* **PCC0420007**
REV. *IND.* **L**
STATE *ETAT* **SERIAL RELEASED**
PART NUMBER *REF. ARTICLE* **See Table**
REV. *IND.* -

Компания «ЭлектроПласт» предлагает заключение долгосрочных отношений при поставках импортных электронных компонентов на взаимовыгодных условиях!

Наши преимущества:

- Оперативные поставки широкого спектра электронных компонентов отечественного и импортного производства напрямую от производителей и с крупнейших мировых складов;
- Поставка более 17-ти миллионов наименований электронных компонентов;
- Поставка сложных, дефицитных, либо снятых с производства позиций;
- Оперативные сроки поставки под заказ (от 5 рабочих дней);
- Экспресс доставка в любую точку России;
- Техническая поддержка проекта, помощь в подборе аналогов, поставка прототипов;
- Система менеджмента качества сертифицирована по Международному стандарту ISO 9001;
- Лицензия ФСБ на осуществление работ с использованием сведений, составляющих государственную тайну;
- Поставка специализированных компонентов (Xilinx, Altera, Analog Devices, Intersil, Interpoint, Microsemi, Aeroflex, Peregrine, Syfer, Eurofarad, Texas Instrument, Miteq, Cobham, E2V, MA-COM, Hittite, Mini-Circuits,General Dynamics и др.);

Помимо этого, одним из направлений компании «ЭлектроПласт» является направление «Источники питания». Мы предлагаем Вам помощь Конструкторского отдела:

- Подбор оптимального решения, техническое обоснование при выборе компонента;
- Подбор аналогов;
- Консультации по применению компонента;
- Поставка образцов и прототипов;
- Техническая поддержка проекта;
- Защита от снятия компонента с производства.

Как с нами связаться

Телефон: 8 (812) 309 58 32 (многоканальный)
Факс: 8 (812) 320-02-42
Электронная почта: org@eplast1.ru
Адрес: 198099, г. Санкт-Петербург, ул. Калинина, дом 2, корпус 4, литера А.