

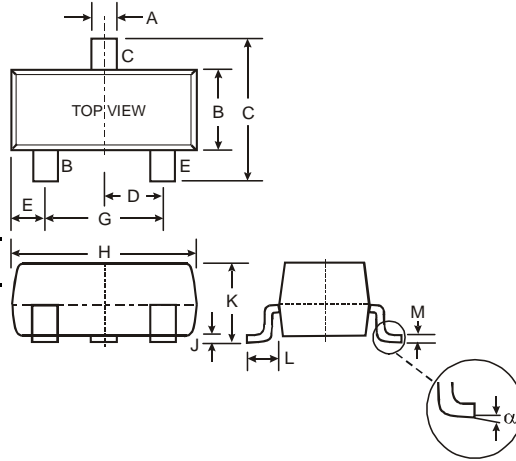
Features

- Epitaxial Planar Die Construction
- Complementary NPN Types Available (DDTC)
- Built-In Biasing Resistor, R2 only
- **Lead, Halogen and Antimony Free, RoHS Compliant "Green" Device (Notes 2 and 3)**
- **Qualified to AEC-Q101 Standards for High Reliability**

Mechanical Data

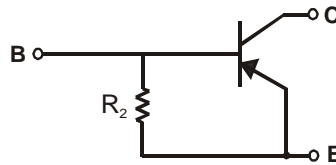
- Case: SOT-23
- Case Material: Molded Plastic. UL Flammability Classification Rating 94V-0
- Moisture Sensitivity: Level 1 per J-STD-020D
- Terminal Connections: See Diagram
- Terminals: Solderable per MIL-STD-202, Method 208
- Lead Free Plating (Matte Tin Finish annealed over Alloy 42 leadframe).
- Marking: Date Code and Type Code: See Table Below & Page 4
- Ordering Information: See Page 4
- Weight: 0.008 grams (approximate)

| P/N | R2 (NOM) | Type Code |
|------------|---------------|-----------|
| DDTA114GCA | 10K Ω | P26 |
| DDTA124GCA | 22K Ω | P27 |
| DDTA144GCA | 47K Ω | P28 |
| DDTA115GCA | 100K Ω | P29 |



| SOT-23 | | |
|----------|-------|-------|
| Dim | Min | Max |
| A | 0.37 | 0.51 |
| B | 1.20 | 1.40 |
| C | 2.30 | 2.50 |
| D | 0.89 | 1.03 |
| E | 0.45 | 0.60 |
| G | 1.78 | 2.05 |
| H | 2.80 | 3.00 |
| J | 0.013 | 0.10 |
| K | 0.903 | 1.10 |
| L | 0.45 | 0.61 |
| M | 0.085 | 0.180 |
| α | 0° | 8° |

All Dimensions in mm



SCHEMATIC DIAGRAM

Maximum Ratings @_{T_A} = 25°C unless otherwise specified

| Characteristic | Symbol | Value | Unit |
|--|-----------------------------------|-------------|------|
| Collector-Base Voltage | V _{CB0} | -50 | V |
| Collector-Emitter Voltage | V _{CEO} | -50 | V |
| Emitter-Base Voltage | V _{EBO} | -5 | V |
| Collector Current | I _C (Max) | -100 | mA |
| Power Dissipation | P _D | 200 | mW |
| Thermal Resistance, Junction to Ambient Air (Note 1) | R _{θJA} | 625 | °C/W |
| Operating and Storage and Temperature Range | T _J , T _{STG} | -55 to +150 | °C |

- Notes:
1. Mounted on FR4 PC Board with recommended pad layout at <http://www.diodes.com/datasheets/ap02001.pdf>.
 2. No purposefully added lead. Halogen and Antimony Free.
 3. Product manufactured with Data Code V9 (week 33, 2008) and newer are built with Green Molding Compound. Product manufactured prior to Date Code V9 are built with Non-Green Molding Compound and may contain Halogens or Sb₂O₃ Fire Retardants.

Electrical Characteristics @T_A = 25°C unless otherwise specified

| Characteristic | Symbol | Min | Typ | Max | Unit | Test Condition |
|--|----------------------|----------------------------|-----|-----------------------------|------|---|
| Collector-Base Breakdown Voltage | BV _{CBO} | -50 | — | — | V | I _C = -50μA |
| Collector-Emitter Breakdown Voltage | BV _{CEO} | -50 | — | — | V | I _C = -1mA |
| Emitter-Base Breakdown Voltage | BV _{EBO} | 5 | — | — | V | I _E = -720μA, DDTA114GCA I _E = -330μA, DDTA124GCA I _E = -160μA, DDTA144GCA I _E = -72μA, DDTA115GCA |
| Collector Cutoff Current | I _{CBO} | — | — | -0.5 | μA | V _{CB} = -50V |
| Emitter Cutoff Current | I _{EBO} | -300 -140 -65 -30 | — | -580 -260 -130 -58 | μA | V _{EB} = -4V |
| Collector-Emitter Saturation Voltage | V _{CE(sat)} | — | — | -0.3 | V | I _C = -10mA, I _B = -0.5mA |
| DC Current Transfer Ratio | h _{FE} | 30 56 68 82 | — | — | — | I _C = -5mA, V _{CE} = -5V |
| Bleeder Resistor (R ₂) Tolerance | ΔR ₂ | -30 | — | +30 | % | — |
| Gain-Bandwidth Product* | f _T | — | 250 | — | MHz | V _{CE} = -10V, I _E = 5mA, f = 100MHz |

* Transistor - For Reference Only

Typical Curves – DDTA114GCA

NEW PRODUCT

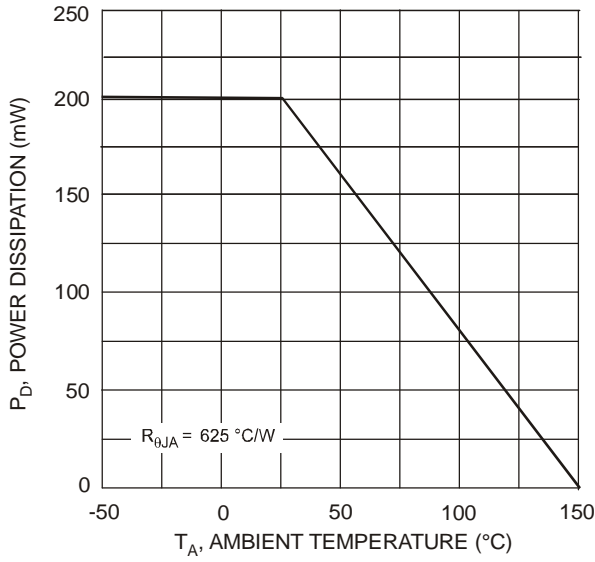


Fig. 1 Derating Curve

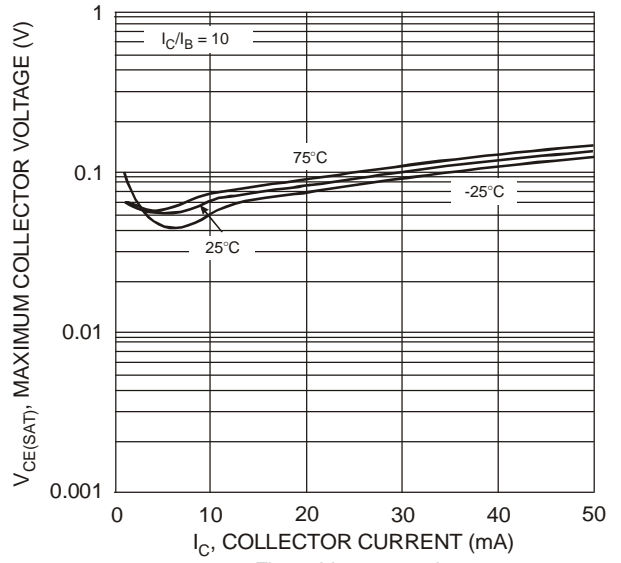


Fig. 2 $V_{CE(SAT)}$ vs. I_C

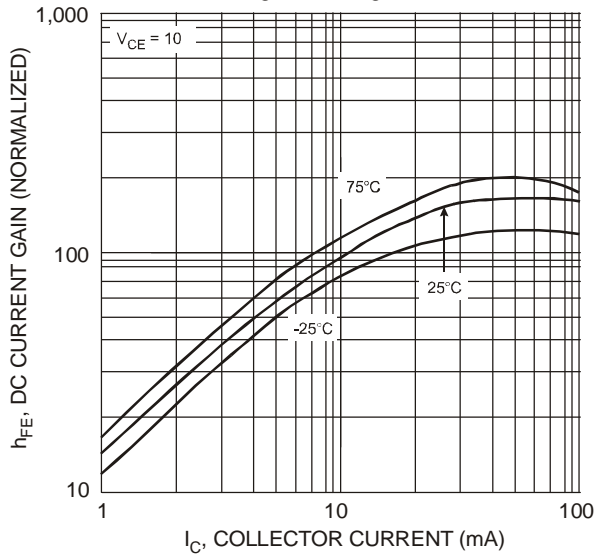


Fig. 3 DC Current Gain

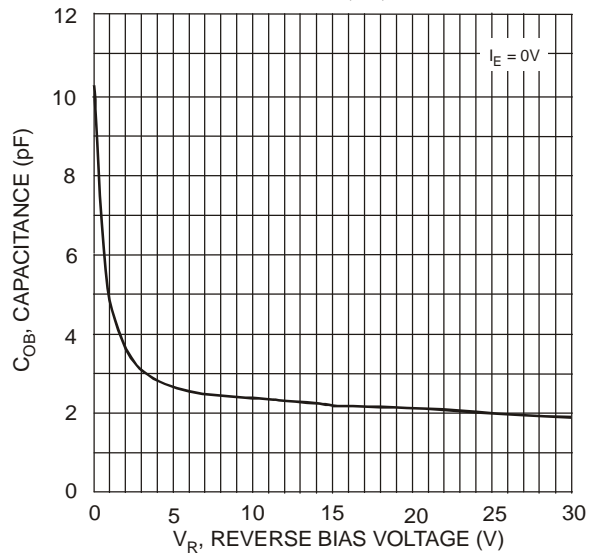


Fig. 4 Output Capacitance

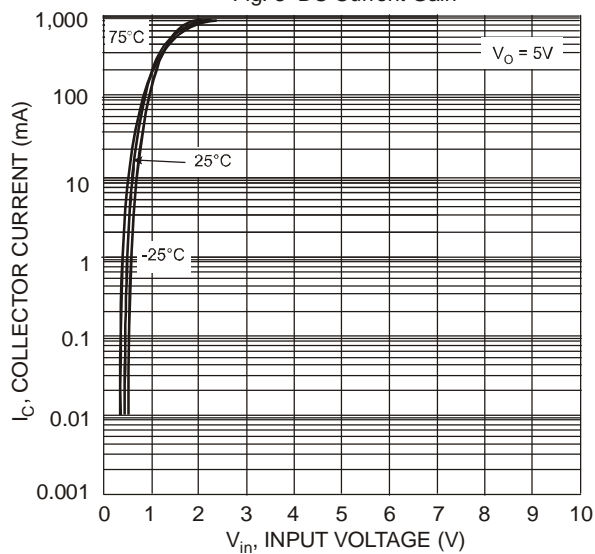


Fig. 5 Collector Current vs. Input Voltage

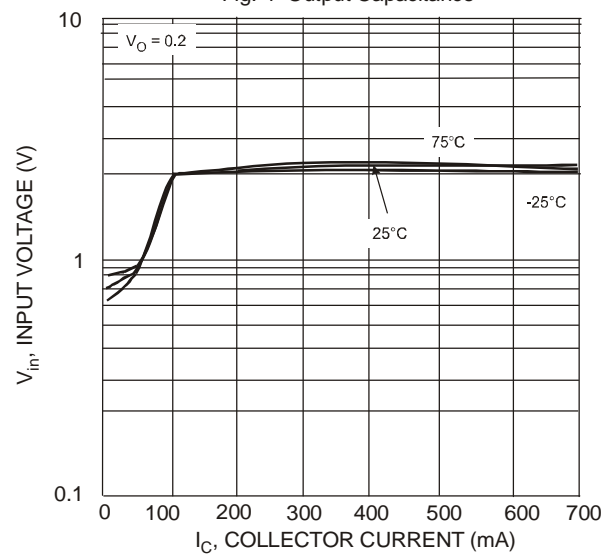


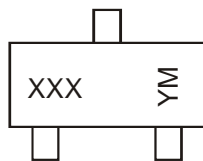
Fig. 6 Input Voltage vs. Collector Current

Ordering Information (Note 4)

| Device | Packaging | Shipping |
|----------------|-----------|------------------|
| DDTA114GCA-7-F | SOT-23 | 3000/Tape & Reel |
| DDTA124GCA-7-F | SOT-23 | 3000/Tape & Reel |
| DDTA144GCA-7-F | SOT-23 | 3000/Tape & Reel |
| DDTA115GCA-7-F | SOT-23 | 3000/Tape & Reel |

Notes: 4. For packaging details, go to our website at <http://www.diodes.com/datasheets/ap02007.pdf>.

Marking Information



XXX = Product Type Marking Code, See Table on Page 1
 YM = Date Code Marking
 Y = Year ex: T = 2006
 M = Month ex: 9 = September

Date Code Key

| Year | 2002 | 2003 | 2004 | 2005 | 2006 | 2007 | 2008 | 2009 | 2010 | 2011 | 2012 |
|------|------|------|------|------|------|------|------|------|------|------|------|
| Code | N | P | R | S | T | U | V | W | X | Y | Z |

| Month | Jan | Feb | Mar | Apr | May | Jun | Jul | Aug | Sep | Oct | Nov | Dec |
|-------|-----|-----|-----|-----|-----|-----|-----|-----|-----|-----|-----|-----|
| Code | 1 | 2 | 3 | 4 | 5 | 6 | 7 | 8 | 9 | O | N | D |

IMPORTANT NOTICE

Diodes Incorporated and its subsidiaries reserve the right to make modifications, enhancements, improvements, corrections or other changes without further notice to any product herein. Diodes Incorporated does not assume any liability arising out of the application or use of any product described herein; neither does it convey any license under its patent rights, nor the rights of others. The user of products in such applications shall assume all risks of such use and will agree to hold Diodes Incorporated and all the companies whose products are represented on our website, harmless against all damages.

LIFE SUPPORT

Diodes Incorporated products are not authorized for use as critical components in life support devices or systems without the expressed written approval of the President of Diodes Incorporated.



Компания «ЭлектроПласт» предлагает заключение долгосрочных отношений при поставках импортных электронных компонентов на взаимовыгодных условиях!

Наши преимущества:

- Оперативные поставки широкого спектра электронных компонентов отечественного и импортного производства напрямую от производителей и с крупнейших мировых складов;
- Поставка более 17-ти миллионов наименований электронных компонентов;
- Поставка сложных, дефицитных, либо снятых с производства позиций;
- Оперативные сроки поставки под заказ (от 5 рабочих дней);
- Экспресс доставка в любую точку России;
- Техническая поддержка проекта, помощь в подборе аналогов, поставка прототипов;
- Система менеджмента качества сертифицирована по Международному стандарту ISO 9001;
- Лицензия ФСБ на осуществление работ с использованием сведений, составляющих государственную тайну;
- Поставка специализированных компонентов (Xilinx, Altera, Analog Devices, Intersil, Interpoint, Microsemi, Aeroflex, Peregrine, Syfer, Eurofarad, Texas Instrument, Miteq, Cobham, E2V, MA-COM, Hittite, Mini-Circuits, General Dynamics и др.);

Помимо этого, одним из направлений компании «ЭлектроПласт» является направление «Источники питания». Мы предлагаем Вам помощь Конструкторского отдела:

- Подбор оптимального решения, техническое обоснование при выборе компонента;
- Подбор аналогов;
- Консультации по применению компонента;
- Поставка образцов и прототипов;
- Техническая поддержка проекта;
- Защита от снятия компонента с производства.



Как с нами связаться

Телефон: 8 (812) 309 58 32 (многоканальный)

Факс: 8 (812) 320-02-42

Электронная почта: org@eplast1.ru

Адрес: 198099, г. Санкт-Петербург, ул. Калинина, дом 2, корпус 4, литера А.