

## DC/DC converters - QUINT-PS- 24DC/24DC/10 - 2866378

Please be informed that the data shown in this PDF Document is generated from our Online Catalog. Please find the complete data in the user's documentation. Our General Terms of Use for Downloads are valid (<http://phoenixcontact.com/download>)




QUINT DC/DC converter, primary-switched, input: 24 V DC, output: 24 V DC/10 A

### Product Description

The QUINT DC-DC converter 24 V/10 A converts the DC voltage from 18 V ... 32 V to an adjustable, controlled and galvanically separated 24 V output voltage. If no regulated and stable 24 V DC voltage is available to supply a load, DC-DC converters ensure the adjustment of the 24 V load: A non-regulated DC voltage is converted to an adjustable output voltage of 22.5 V ... 28.5 V. Due to electrical isolation, the DC voltage circuits are electrically isolated from each other in a safe way. With a design width of only 80 mm, the housing is extremely slim. The floating DC-OK output and an LED are available for signaling.



### Key Commercial Data

Packing unit	1 pc
GTIN	 4 017918 987169
GTIN	4017918987169

### Technical data

#### Dimensions

Width	80 mm
Height	130 mm
Depth	125 mm
Width with alternative assembly	122 mm
Height with alternative assembly	130 mm
Depth with alternative assembly	83 mm

#### Ambient conditions

Degree of protection	IP20
Ambient temperature (operation)	-25 °C ... 70 °C (> 60 °C Derating: 2.5 %/K)
Ambient temperature (storage/transport)	-40 °C ... 85 °C
Max. permissible relative humidity (operation)	95 % (at 25 °C, non-condensing)
Climatic class	3K3 (in acc. with EN 60721)

## DC/DC converters - QUINT-PS- 24DC/24DC/10 - 2866378

### Technical data

#### Ambient conditions

Degree of pollution	2
---------------------	---

#### Input data

Nominal input voltage	24 V DC
Nominal input voltage range	24 V DC
Input voltage range	18 V DC ... 32 V DC
Frequency range DC	0 Hz
Current consumption	typ. 11.4 A (24 V)
Inrush surge current	< 20 A (typical)
Mains buffering	> 3 ms (24 V DC)
Input fuse	25 A (slow-blow, internal)
Type of protection	Transient surge protection
Protective circuit/component	Varistor

#### Output data

Nominal output voltage	24 V DC $\pm 1$ %
Setting range of the output voltage ( $U_{Set}$ )	22.5 V DC ... 28.5 V DC (> 24 V DC, constant capacity restricted)
Nominal output current ( $I_N$ )	10 A (-25 °C ... 60 °C)
Derating	60 °C ... 70 °C (2.5%/K)
Connection in parallel	Yes, for redundancy and increased capacity
Connection in series	yes
Feedback resistance	35 V DC
Protection against surge voltage on the output	Yes, limited to approx. 35 V DC
Max. capacitive load	Unlimited
Active current limitation	Approx. 18 A
Control deviation	< 1 % (change in load, static 10 % ... 90 %)
	< 2 % (change in load, dynamic 10 % ... 90 %)
	< 0.1 % (change in input voltage $\pm 10$ %)
Residual ripple	< 60 mV <sub>PP</sub>
Output power	240 W
Typical response time	< 1 s
Maximum power dissipation in no-load condition	< 2 W
Power loss nominal load max.	< 28 W

#### General

Net weight	0.95 kg
Operating voltage display	Green LED
Efficiency	> 88 %
Insulation voltage input/output	1 kV (routine test)
	1.5 kV (type test)
Protection class	III
Degree of protection	IP20

## DC/DC converters - QUINT-PS- 24DC/24DC/10 - 2866378

### Technical data

#### General

MTBF (IEC 61709, SN 29500)	> 500000 h
Mounting position	horizontal DIN rail NS 35, EN 60715
Assembly instructions	alignable: horizontally 0 mm, vertically 50 mm

#### Connection data, input

Connection method	Pluggable screw connection
Conductor cross section solid min.	0.2 mm <sup>2</sup>
Conductor cross section solid max.	2.5 mm <sup>2</sup>
Conductor cross section flexible min.	0.2 mm <sup>2</sup>
Conductor cross section flexible max.	2.5 mm <sup>2</sup>
Conductor cross section AWG min.	24
Conductor cross section AWG max.	12
Stripping length	7 mm
Screw thread	M3

#### Connection data, output

Connection method	Pluggable screw connection
Conductor cross section solid min.	0.2 mm <sup>2</sup>
Conductor cross section solid max.	2.5 mm <sup>2</sup>
Conductor cross section flexible min.	0.2 mm <sup>2</sup>
Conductor cross section flexible max.	2.5 mm <sup>2</sup>
Conductor cross section AWG min.	24
Conductor cross section AWG max.	12
Stripping length	7 mm
Screw thread	M3

#### Signaling

Output name	DC OK active
Output description	U <sub>OUT</sub> > 21.5 V: High signal
Maximum switching voltage	≤ 24 V DC
Output voltage	+ 24 V DC
Continuous load current	≤ 40 mA
Status display	"DC OK" LED green
Conductor cross section solid min.	0.2 mm <sup>2</sup>
Conductor cross section solid max.	2.5 mm <sup>2</sup>
Conductor cross section flexible min.	0.2 mm <sup>2</sup>
Conductor cross section flexible max.	2.5 mm <sup>2</sup>
Conductor cross section AWG min.	24
Conductor cross section AWG max.	12
Tightening torque, min	0.5 Nm
Tightening torque max	0.6 Nm
Screw thread	M3

## DC/DC converters - QUINT-PS- 24DC/24DC/10 - 2866378

### Technical data

#### Signaling

Output name	DC OK floating
Output description	$U_{OUT} > 21.5 \text{ V}$ : Contact closed
Maximum switching voltage	$\leq 30 \text{ V AC/DC}$
Continuous load current	$\leq 1 \text{ A}$
Status display	"DC OK" LED green

#### Standards and Regulations

Electromagnetic compatibility	Conformance with EMC directive 89/336/EC
Noise immunity	EN 61000-6-2:2005
Connection in acc. with standard	CUL
Standards/regulations	EN 61000-4-2
Contact discharge	8 kV
Standards/regulations	EN 61000-4-3
Frequency range	80 MHz ... 2 GHz
Test field strength	10 V/m
Standards/regulations	EN 61000-4-4
	EN 61000-6-3
	EN 61000-4-6
Frequency range	0.15 MHz ... 80 MHz
Voltage	10 V
Standards/regulations	EN 61000-4-11
Standard - Safety of transformers	EN 61558-2-17
Standard - Electrical safety	EN 60950-1/VDE 0805 (SELV)
Standard – Electronic equipment for use in electrical power installations and their assembly into electrical power installations	EN 50178/VDE 0160 (PELV)
Standard – Safety extra-low voltage	EN 60950-1 (SELV)
	EN 60204 (PELV)
Standard - Safe isolation	DIN VDE 0100-410
Standard – Protection against shock currents, basic requirements for protective separation in electrical equipment	EN 50178
Shipbuilding approval	DNV GL (EMC A), ABS
UL approvals	UL/C-UL listed UL 508
	UL/C-UL Recognized UL 60950-1
	UL/C-UL Listed UL 1604 Class I, Division 2, Groups A, B, C, D
Shock	18 ms, 30g, in each space direction (according to IEC 60068-2-27)
Vibration (operation)	< 15 Hz, amplitude $\pm 2.5 \text{ mm}$ (according to IEC 60068-2-6)
	15 Hz ... 150 Hz, 2.3g, 90 min.

#### Environmental Product Compliance

REACH SVHC	Lead 7439-92-1
China RoHS	Environmentally Friendly Use Period = 25;

# DC/DC converters - QUINT-PS- 24DC/24DC/10 - 2866378

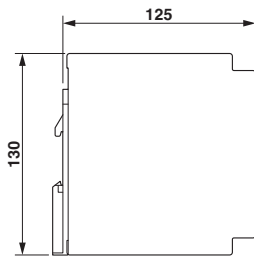
## Technical data

### Environmental Product Compliance

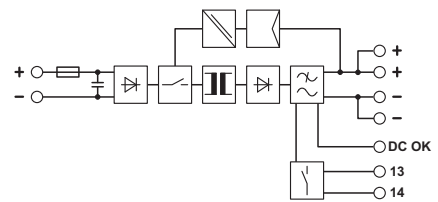
	For details about hazardous substances go to tab "Downloads", Category "Manufacturer's declaration"
--	---

## Drawings

Dimensional drawing



Block diagram



## Approvals

### Approvals

#### Approvals

DNV / GL / ABS / UL Listed / UL Recognized / cUL Recognized / cUL Listed / EAC / EAC / cULus Recognized / cULus Listed

#### Ex Approvals

UL Listed / cUL Listed / cULus Listed

### Approval details

DNV		<a href="http://exchange.dnv.com/tari/">http://exchange.dnv.com/tari/</a>	E-13904
GL		<a href="http://exchange.dnv.com/tari/">http://exchange.dnv.com/tari/</a>	26734-05 HH
ABS		<a href="http://www.eagle.org/eagleExternalPortalWEB/">http://www.eagle.org/eagleExternalPortalWEB/</a>	15-HG1384628-PDA
UL Listed		<a href="http://database.ul.com/cgi-bin/XYV/template/LISEXT/1FRAME/index.htm">http://database.ul.com/cgi-bin/XYV/template/LISEXT/1FRAME/index.htm</a>	FILE E 123528

# DC/DC converters - QUINT-PS- 24DC/24DC/10 - 2866378

## Approvals

UL Recognized		<a href="http://database.ul.com/cgi-bin/XYV/template/LISEXT/1FRAME/index.htm">http://database.ul.com/cgi-bin/XYV/template/LISEXT/1FRAME/index.htm</a>	FILE E 211944
---------------	--	---	---------------

cUL Recognized		<a href="http://database.ul.com/cgi-bin/XYV/template/LISEXT/1FRAME/index.htm">http://database.ul.com/cgi-bin/XYV/template/LISEXT/1FRAME/index.htm</a>	FILE E 211944
----------------	--	---	---------------

cUL Listed		<a href="http://database.ul.com/cgi-bin/XYV/template/LISEXT/1FRAME/index.htm">http://database.ul.com/cgi-bin/XYV/template/LISEXT/1FRAME/index.htm</a>	FILE E 123528
------------	--	---	---------------

EAC			EAC-Zulassung
-----	--	--	---------------

EAC			RU C- DE.A*30.B.01082
-----	--	--	--------------------------

cULus Recognized			
------------------	--	--	--

cULus Listed			
--------------	--	--	--

Phoenix Contact 2018 © - all rights reserved  
<http://www.phoenixcontact.com>

PHOENIX CONTACT GmbH & Co. KG  
Flachsmarktstr. 8  
32825 Blomberg  
Germany  
Tel. +49 5235 300  
Fax +49 5235 3 41200  
<http://www.phoenixcontact.com>



Компания «ЭлектроПласт» предлагает заключение долгосрочных отношений при поставках импортных электронных компонентов на взаимовыгодных условиях!

Наши преимущества:

- Оперативные поставки широкого спектра электронных компонентов отечественного и импортного производства напрямую от производителей и с крупнейших мировых складов;
- Поставка более 17-ти миллионов наименований электронных компонентов;
- Поставка сложных, дефицитных, либо снятых с производства позиций;
- Оперативные сроки поставки под заказ (от 5 рабочих дней);
- Экспресс доставка в любую точку России;
- Техническая поддержка проекта, помощь в подборе аналогов, поставка прототипов;
- Система менеджмента качества сертифицирована по Международному стандарту ISO 9001;
- Лицензия ФСБ на осуществление работ с использованием сведений, составляющих государственную тайну;
- Поставка специализированных компонентов (Xilinx, Altera, Analog Devices, Intersil, Interpoint, Microsemi, Aeroflex, Peregrine, Syfer, Eurofarad, Texas Instrument, Miteq, Cobham, E2V, MA-COM, Hittite, Mini-Circuits, General Dynamics и др.);

Помимо этого, одним из направлений компании «ЭлектроПласт» является направление «Источники питания». Мы предлагаем Вам помощь Конструкторского отдела:

- Подбор оптимального решения, техническое обоснование при выборе компонента;
- Подбор аналогов;
- Консультации по применению компонента;
- Поставка образцов и прототипов;
- Техническая поддержка проекта;
- Защита от снятия компонента с производства.



#### Как с нами связаться

**Телефон:** 8 (812) 309 58 32 (многоканальный)

**Факс:** 8 (812) 320-02-42

**Электронная почта:** [org@eplast1.ru](mailto:org@eplast1.ru)

**Адрес:** 198099, г. Санкт-Петербург, ул. Калинина, дом 2, корпус 4, литера А.