

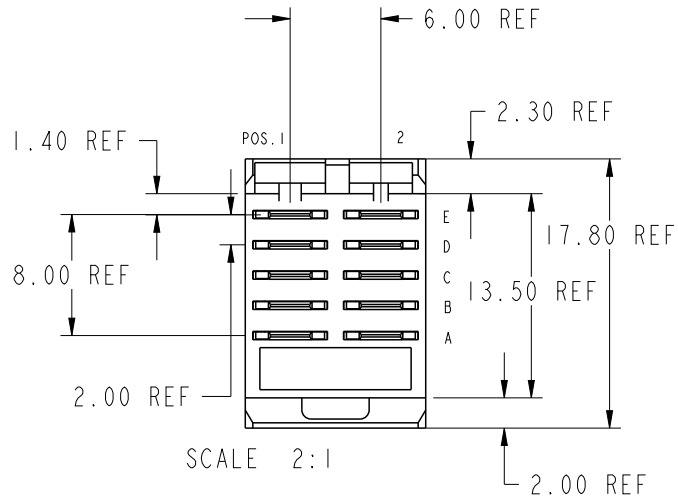
PRODUCT NUMBER
89099-XXX
89099-XXYLF

A

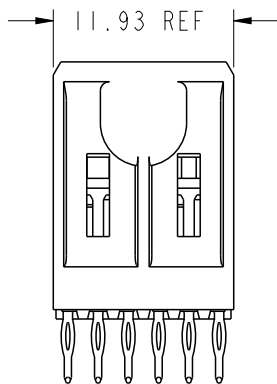
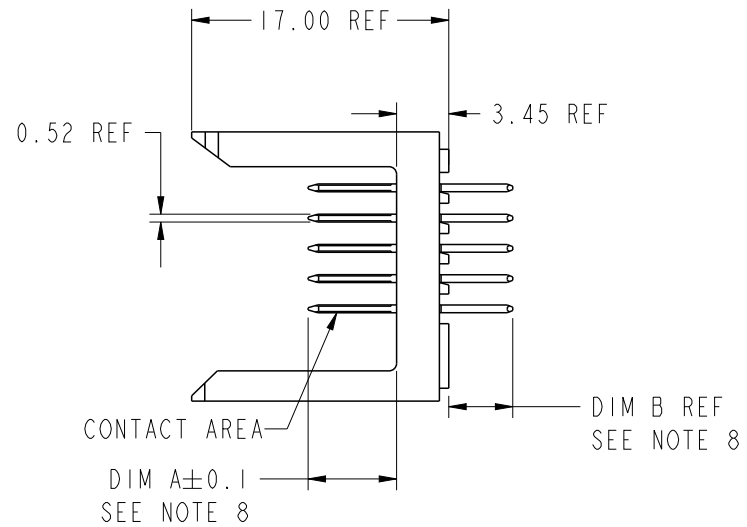
B

C

D



SCALE 2:1



PLATING IN CONTACT AREA

DASH NUMBER	PERFORMANCE LEVEL	NOTES
-1YY	TELCORDIA CO	-
-2YY	TELECOM CLASS	-
-3YY	IEC CLASS I	-
-5YY	TELCORDIA UE	-
-1YYLF	TELCORDIA CO IEC CLASS I	SEE NOTE 9
-2YYLF	TELECOM CLASS	SEE NOTE 9
-5YYLF	TELCORDIA UE	SEE NOTE 9

spec ref	*	dr	Terran Huang	2010/07/08	projection	mm	size	A4	scale	2:1
tolerance std	TOLERANCES UNLESS OTHERWISE SPECIFIED	eng	Andy Lu	2013/10/22			ecn no	ELX-DG-16119-1		
ISO 406		chr	Sun Richard	2013/10/24				rel level	Released	
ISO 1101		appr	Pei-Ming Zheng	2013/10/24	product family	METRAL			rev	
surface	3.200 linear			title	METRAL POWER HEADER			dwg no	89099	
	0.X ±0.3	www.fci.com		1 MOD, 5 ROW PRESS-FIT					AW	
	0.XX ±0.13			cat. no.	-			Product - Customer Drw		sheet 1 of 6
	0.XXX ±0.051									
	angular 0° ±2°									

ProjE File - REV C - 2009-06-09

PDS: Rev :AW

STATUS:Released

Printed: Oct 25, 2013

A

B

C

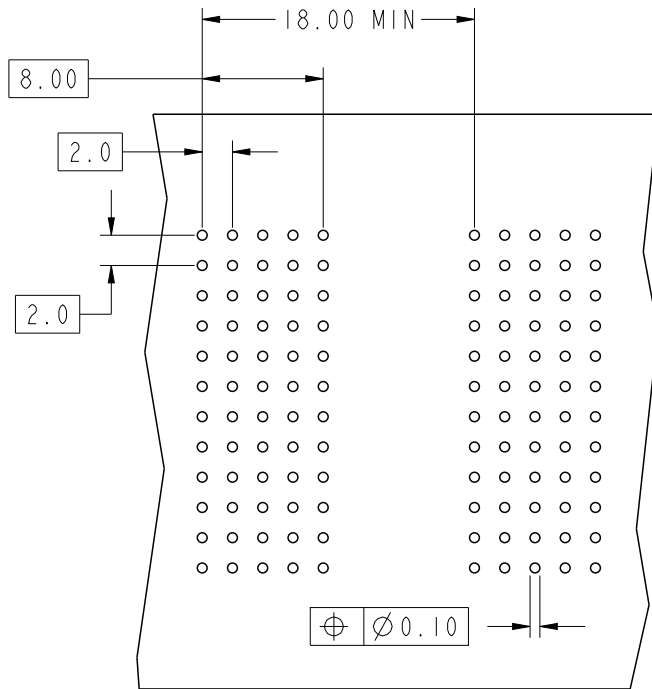
D

A

B

C

D



SCALE 2:1

REQUIRED PC BOARD LAYOUT
COMPONENT SIDE

SEE PRINT 58351 FOR ADDITIONAL
PCB INFORMATION.

KEY		
CODE	DIMENSIONS	
	DIM "A" MATE	DIM "B" TAIL
P01	6.50	4.30
P02	7.25	4.30
P03	8.00	4.30
P04	6.50	13.60
P05	7.25	13.60
P06	8.00	13.60
P07	6.50	17.00
P08	7.25	17.00
P09	8.00	17.00
PI6	5.00	4.30
PI7	5.75	4.30



Copyright FCI.

spec ref *		dr Terran Huang		2010/07/08		projection		size A4		scale 2:1	
tolerance std		eng Andy Lu		2013/10/22				mm		ecn no ELX-DG-16119-1	
ISO 406 ISO 1101		chr Sun Richard		2013/10/24				← →		rel level Released	
TOLERANCES UNLESS OTHERWISE SPECIFIED		appr Pei-Ming Zheng		2013/10/24		product family METRAL		rev		89099	
surface 3.2		linear		0.X ±0.3		title METRAL POWER HEADER		cat. no.		Product - Customer Drw	
ISO 1302		angular		0° ±2°		1 MOD, 5 ROW PRESS-FIT		sheet 2 of 6		AW	
		www.fci.com									



A

B

C

Copyright FCI.

D

METRAL P/N	ROW	CONTACT CODE MOD. I	
		1	2
89099-X01	E	P16	P16
SEE NOTE 10 LEAD FREE OPTION	D	P16	P16
	C	P16	P16
	B	P16	P16
	A	P16	P16

METRAL P/N	ROW	CONTACT CODE MOD. I	
		1	2
89099-X05	E	P01	P01
SEE NOTE 10 LEAD FREE OPTION	D	P01	P01
	C	P02	P02
	B	P03	P03
	A	P03	P03

METRAL P/N	ROW	CONTACT CODE MOD. I	
		1	2
89099-X11	E	P01	P01
SEE NOTE 10 LEAD FREE OPTION	D	P01	P01
	C	P01	P01
	B	P01	P01
	A	P01	P01

METRAL P/N	ROW	CONTACT CODE MOD. I	
		1	2
89099-X15	E	P02	P02
SEE NOTE 10 LEAD FREE OPTION	D	P02	P02
	C	P02	P02
	B	P02	P02
	A	P02	P02

METRAL P/N	ROW	CONTACT CODE MOD. I	
		1	2
89099-X20	E	P04	P04
SEE NOTE 10 LEAD FREE OPTION	D	P04	P04
	C	P05	P05
	B	P06	P06
	A	P05	P05

METRAL P/N	ROW	CONTACT CODE MOD. I	
		1	2
89099-X02	E	P16	P16
SEE NOTE 10 LEAD FREE OPTION	D	P16	P16
	C	P16	P16
	B	P16	P16
	A	P01	P01

METRAL P/N	ROW	CONTACT CODE MOD. I	
		1	2
89099-X06	E	P17	P17
SEE NOTE 10 LEAD FREE OPTION	D	P17	P17
	C	P17	P17
	B	P17	P17
	A	P17	P17

METRAL P/N	ROW	CONTACT CODE MOD. I	
		1	2
89099-X12	E	P01	P01
SEE NOTE 10 LEAD FREE OPTION	D	P01	P01
	C	P01	P01
	B	P03	P03
	A	P01	P01

METRAL P/N	ROW	CONTACT CODE MOD. I	
		1	2
89099-X16	E	P01	P01
SEE NOTE 10 LEAD FREE OPTION	D	P01	P01
	C	P02	P02
	B	P02	P02
	A	P03	P03

METRAL P/N	ROW	CONTACT CODE MOD. I	
		1	2
89099-X21	E	P04	P04
SEE NOTE 10 LEAD FREE OPTION	D	P04	P04
	C	P04	P04
	B	P04	P04
	A	P04	P04

METRAL P/N	ROW	CONTACT CODE MOD. I	
		1	2
89099-X03	E	P17	P17
SEE NOTE 10 LEAD FREE OPTION	D	P01	P01
	C	P17	P17
	B	P17	P17
	A	P01	P01

METRAL P/N	ROW	CONTACT CODE MOD. I	
		1	2
89099-X07	E	P02	P02
SEE NOTE 10 LEAD FREE OPTION	D	P02	P02
	C	P02	P02
	B	P02	P02
	A	P02	P02

METRAL P/N	ROW	CONTACT CODE MOD. I	
		1	2
89099-X13	E	P01	P01
SEE NOTE 10 LEAD FREE OPTION	D	P01	P01
	C	P02	P02
	B	P03	P03
	A	P03	P03

METRAL P/N	ROW	CONTACT CODE MOD. I	
		1	2
89099-X17	E	P01	P01
SEE NOTE 10 LEAD FREE OPTION	D	P01	P01
	C	P01	P01
	B	P01	P01
	A	P03	P03

METRAL P/N	ROW	CONTACT CODE MOD. I	
		1	2
89099-X22	E	P04	P04
SEE NOTE 10 LEAD FREE OPTION	D	P04	P04
	C	P04	P04
	B	P06	P06
	A	P04	P04

METRAL P/N	ROW	CONTACT CODE MOD. I	
		1	2
89099-X04	E	P17	P17
SEE NOTE 10 LEAD FREE OPTION	D	P17	P17
	C	P17	P17
	B	P02	P02
	A	P17	P17

METRAL P/N	ROW	CONTACT CODE MOD. I	
		1	2
89099-X10	E	P01	P01
SEE NOTE 10 LEAD FREE OPTION	D	P01	P01
	C	P02	P02
	B	P03	P03
	A	P02	P02

METRAL P/N	ROW	CONTACT CODE MOD. I	
		1	2
89099-X14	E	P03	P03
SEE NOTE 10 LEAD FREE OPTION	D	P03	P03
	C	P03	P03
	B	P03	P03
	A	P03	P03

METRAL P/N	ROW	CONTACT CODE MOD. I	
		1	2
89099-X18	E	P01	P01
SEE NOTE 10 LEAD FREE OPTION	D	P01	P01
	C	P03	P03
	B	P03	P03
	A	P03	P03

METRAL P/N	ROW	CONTACT CODE MOD. I	
		1	2
89099-X23	E	P04	P04
SEE NOTE 10 LEAD FREE OPTION	D	P04	P04
	C	P05	P05
	B	P06	P06
	A	P06	P06

spec ref	*	dr	Terran Huang	2010/07/08	projection	mm	size	A4	scale	1:1			
tolerance std	ISO 406 ISO 1101	eng	Andy Lu	2013/10/22			ecn no	ELX-DG-16119-1					
	TOLERANCES UNLESS OTHERWISE SPECIFIED	chr	Sun Richard	2013/10/24				product family	METRAL	rel level	Released		
surface	3.200 inear	appr	Pei-Ming Zheng	2013/10/24	product family			METRAL	rel level	Released			
	ISO 1302					title	METRAL POWER HEADER			dwg no	89099	rev	AW
							1 MOD, 5 ROW PRESS-FIT						
	angular						cat. no.	-	Product - Customer Drw				

ProjE File - REV C - 2009-06-09

A

A

B

B

C

C

D

D



Copyright FCI.

METRAL P/N	ROW	CONTACT CODE MOD. I	
		1	2
89099-X24 SEE NOTE 10 LEAD FREE OPTION	E	P06	P06
	D	P06	P06
	C	P06	P06
	B	P06	P06
	A	P06	P06

METRAL P/N	ROW	CONTACT CODE MOD. I	
		1	2
89099-X28 SEE NOTE 10 LEAD FREE OPTION	E	P04	P04
	D	P04	P04
	C	P06	P06
	B	P06	P06
	A	P06	P06

METRAL P/N	ROW	CONTACT CODE MOD. I	
		1	2
89099-X33 SEE NOTE 10 LEAD FREE OPTION	E	P07	P07
	D	P07	P07
	C	P08	P08
	B	P09	P09
	A	P09	P09

METRAL P/N	ROW	CONTACT CODE MOD. I	
		1	2
89099-X37 SEE NOTE 10 LEAD FREE OPTION	E	P07	P07
	D	P07	P07
	C	P07	P07
	B	P07	P07
	A	P09	P09

METRAL P/N	ROW	CONTACT CODE MOD. I	
		1	2
89099-X41 SEE NOTE 10 LEAD FREE OPTION	E	P01	P01
	D	P03	P03
	C	P03	P03
	B	P03	P03
	A	P02	P02

METRAL P/N	ROW	CONTACT CODE MOD. I	
		1	2
89099-X25 SEE NOTE 10 LEAD FREE OPTION	E	P05	P05
	D	P05	P05
	C	P05	P05
	B	P05	P05
	A	P05	P05

METRAL P/N	ROW	CONTACT CODE MOD. I	
		1	2
89099-X30 SEE NOTE 10 LEAD FREE OPTION	E	P07	P07
	D	P07	P07
	C	P08	P08
	B	P09	P09
	A	P08	P08

METRAL P/N	ROW	CONTACT CODE MOD. I	
		1	2
89099-X34 SEE NOTE 10 LEAD FREE OPTION	E	P09	P09
	D	P09	P09
	C	P09	P09
	B	P09	P09
	A	P09	P09

METRAL P/N	ROW	CONTACT CODE MOD. I	
		1	2
89099-X38 SEE NOTE 10 LEAD FREE OPTION	E	P07	P07
	D	P07	P07
	C	P09	P09
	B	P09	P09
	A	P09	P09

METRAL P/N	ROW	CONTACT CODE MOD. I	
		1	2
89099-X42 SEE NOTE 10 LEAD FREE OPTION	E	P01	P01
	D	P02	P02
	C	P02	P02
	B	P02	P02
	A	P01	P01

METRAL P/N	ROW	CONTACT CODE MOD. I	
		1	2
89099-X26 SEE NOTE 10 LEAD FREE OPTION	E	P04	P04
	D	P04	P04
	C	P05	P05
	B	P05	P05
	A	P06	P06

METRAL P/N	ROW	CONTACT CODE MOD. I	
		1	2
89099-X31 SEE NOTE 10 LEAD FREE OPTION	E	P07	P07
	D	P07	P07
	C	P07	P07
	B	P07	P07
	A	P07	P07

METRAL P/N	ROW	CONTACT CODE MOD. I	
		1	2
89099-X35 SEE NOTE 10 LEAD FREE OPTION	E	P08	P08
	D	P08	P08
	C	P08	P08
	B	P08	P08
	A	P08	P08

METRAL P/N	ROW	CONTACT CODE MOD. I	
		1	2
89099-X39 SEE NOTE 10 LEAD FREE OPTION	E	P03	P03
	D	P01	P01
	C	P01	P01
	B	P01	P01
	A	P01	P01

METRAL P/N	ROW	CONTACT CODE MOD. I	
		1	2
89099-X43 SEE NOTE 10 LEAD FREE OPTION	E	P03	P03
	D	P03	P03
	C	P03	P03
	B	P02	P02
	A	P02	P02

METRAL P/N	ROW	CONTACT CODE MOD. I	
		1	2
89099-X27 SEE NOTE 10 LEAD FREE OPTION	E	P04	P04
	D	P04	P04
	C	P04	P04
	B	P04	P04
	A	P06	P06

METRAL P/N	ROW	CONTACT CODE MOD. I	
		1	2
89099-X32 SEE NOTE 10 LEAD FREE OPTION	E	P07	P07
	D	P07	P07
	C	P07	P07
	B	P09	P09
	A	P07	P07

METRAL P/N	ROW	CONTACT CODE MOD. I	
		1	2
89099-X36 SEE NOTE 10 LEAD FREE OPTION	E	P07	P07
	D	P07	P07
	C	P08	P08
	B	P08	P08
	A	P09	P09

METRAL P/N	ROW	CONTACT CODE MOD. I	
		1	2
89099-X40 SEE NOTE 10 LEAD FREE OPTION	E	P02	P02
	D	P01	P01
	C	P02	P02
	B	P01	P01
	A	P02	P02

METRAL P/N	ROW	CONTACT CODE MOD. I	
		1	2
89099-X44 SEE NOTE 10 LEAD FREE OPTION	E	P03	P03
	D	P03	P03
	C	P03	P03
	B	P16	P16
	A	P03	P03

spec ref *		dr Terran Huang		2010/07/08		projection		size		scale			
tolerance std		eng Andy Lu		2013/10/22				mm		A4			
ISO 406 ISO 1101		chr Sun Richard		2013/10/24				← →		ELX-DG-16119-1			
TOLERANCES UNLESS OTHERWISE SPECIFIED		appr Pei-Ming Zheng		2013/10/24		product family		METRAL		rel level Released			
surface $3.2 \sqrt{R}$		0.X ±0.3				title		METRAL POWER HEADER		dwg no		89099	
200inear		0.XX ±0.13											
		0.XXX ±0.051											
ISO 1302		angular 0° ±2°		www.fci.com		cat. no.		-		Product - Customer Drw		sheet 4 of 6	
												rev AW	



Copyright FCI.

METRAL P/N	ROW	CONTACT CODE MOD. I	
		1	2
89099-X45 SEE NOTE 10 LEAD FREE OPTION	E	P03	P03
	D	P02	P02
	C	P17	P17
	B	P17	P17
	A	P17	P17

METRAL P/N	ROW	CONTACT CODE MOD. I	
		1	2
89099-X49 SEE NOTE 10 LEAD FREE OPTION	E	P02	P02
	D	P03	P03
	C	P03	P03
	B	P03	P03
	A	P02	P02

METRAL P/N	ROW	CONTACT CODE MOD. I	
		1	2
89099-X53 SEE NOTE 10 LEAD FREE OPTION	E	P05	P05
	D	P05	P05
	C	P06	P06
	B	P04	P04
	A	P04	P04

METRAL P/N	ROW	CONTACT CODE MOD. I	
		1	2
89099-X57 SEE NOTE 10 LEAD FREE OPTION	E	P03	P03
	D	P01	P01
	C	P01	P01
	B	P01	P01
	A	P03	P03

METRAL P/N	ROW	CONTACT CODE MOD. I	
		1	2
89099-X61 SEE NOTE 10 LEAD FREE OPTION	E	P03	P03
	D	P03	P03
	C	P02	P02
	B	P01	P01
	A	P01	P01

METRAL P/N	ROW	CONTACT CODE MOD. I	
		1	2
89099-X46 SEE NOTE 10 LEAD FREE OPTION	E	P03	P03
	D	P03	P03
	C	P01	P01
	B	P03	P03
	A	P01	P01

METRAL P/N	ROW	CONTACT CODE MOD. I	
		1	2
89099-X50 SEE NOTE 10 LEAD FREE OPTION	E	P01	P01
	D	P01	P01
	C	P03	P03
	B	P01	P01
	A	P01	P01

METRAL P/N	ROW	CONTACT CODE MOD. I	
		1	2
89099-X54 SEE NOTE 10 LEAD FREE OPTION	E	P02	P02
	D	P02	P02
	C	P03	P03
	B	P01	P01
	A	P01	P01

METRAL P/N	ROW	CONTACT CODE MOD. I	
		1	2
89099-X58 SEE NOTE 10 LEAD FREE OPTION	E	P01	P01
	D	P03	P03
	C	P01	P01
	B	P03	P03
	A	P01	P01

METRAL P/N	ROW	CONTACT CODE MOD. I	
		1	2
89099-X62 SEE NOTE 10 LEAD FREE OPTION	E	P06	P06
	D	P05	P05
	C	P05	P05
	B	P06	P06
	A	P05	P05

METRAL P/N	ROW	CONTACT CODE MOD. I	
		1	2
89099-X47 SEE NOTE 10 LEAD FREE OPTION	E	P01	P01
	D	P01	P01
	C	P02	P02
	B	P03	P03
	A	P02	P02

METRAL P/N	ROW	CONTACT CODE MOD. I	
		1	2
89099-X51 SEE NOTE 10 LEAD FREE OPTION	E	P01	P01
	D	P01	P01
	C	P16	P16
	B	P01	P01
	A	P01	P01

METRAL P/N	ROW	CONTACT CODE MOD. I	
		1	2
89099-X55 SEE NOTE 10 LEAD FREE OPTION	E	P02	P02
	D	P02	P02
	C	P02	P02
	B	P03	P03
	A	P03	P03

METRAL P/N	ROW	CONTACT CODE MOD. I	
		1	2
89099-X59 SEE NOTE 10 LEAD FREE OPTION	E	P16	P16
	D	P03	P03
	C	P03	P03
	B	P03	P03
	A	P03	P03

METRAL P/N	ROW	CONTACT CODE MOD. I	
		1	2
89099-X63 SEE NOTE 10 LEAD FREE OPTION	E	P01	P01
	D	P02	P02
	C	P01	P01
	B	P02	P02
	A	P03	P03

METRAL P/N	ROW	CONTACT CODE MOD. I	
		1	2
89099-X48 SEE NOTE 10 LEAD FREE OPTION	E	P04	P04
	D	P04	P04
	C	P06	P06
	B	P04	P04
	A	P04	P04

METRAL P/N	ROW	CONTACT CODE MOD. I	
		1	2
89099-X52 SEE NOTE 10 LEAD FREE OPTION	E	P03	P03
	D	P02	P02
	C	P03	P03
	B	P03	P03
	A	P03	P03

METRAL P/N	ROW	CONTACT CODE MOD. I	
		1	2
89099-X56 SEE NOTE 10 LEAD FREE OPTION	E	P05	P05
	D	P05	P05
	C	P05	P05
	B	P05	P05
	A	P04	P04

METRAL P/N	ROW	CONTACT CODE MOD. I	
		1	2
89099-X60 SEE NOTE 10 LEAD FREE OPTION	E	P01	P01
	D	P01	P01
	C	P03	P03
	B	P03	P03
	A	P01	P01

METRAL P/N	ROW	CONTACT CODE MOD. I	
		1	2
89099-X64 SEE NOTE 10 LEAD FREE OPTION	E	P02	P02
	D	P02	P02
	C	P01	P01
	B	P03	P03
	A	P01	P01

spec ref	*	dr	Terran Huang	2010/07/08	projection	mm	size	A4	scale	1:1			
tolerance std	TOLERANCES UNLESS OTHERWISE SPECIFIED	eng	Andy Lu	2013/10/22			ecn no	ELX-DG-16119-1					
ISO 406		chr	Sun Richard	2013/10/24				rel level	Released				
ISO 1101		appr	Pei-Ming Zheng	2013/10/24	product family			METRAL					
surface	3.2	FCI		title			METRAL POWER HEADER			dwg no	89099	rev	
ISO 1302	angular	0°	±2°	www.fci.com			1 MOD, 5 ROW PRESS-FIT						AW
cat. no.				-				Product - Customer Drw				sheet 5 of 6	

ProjE File - REV C - 2009-06-09



Copyright FCI.

METRAL P/N	ROW	CONTACT CODE MOD. I	
		1	2
89099-X65 SEE NOTE 10 LEAD FREE OPTION	E	P17	P17
	D	P03	P03
	C	P03	P03
	B	P03	P03
	A	P03	P03

METRAL P/N	ROW	CONTACT CODE MOD. I	
		1	2
89099-X69 ----- 89099-X69LF	E	P03	P03
	D	P16	P16
	C	P16	P16
	B	P16	P16
	A	P03	P03

METRAL P/N	ROW	CONTACT CODE MOD. I	
		1	2
89099-X66 ----- 89099-X66LF	E	P17	P17
	D	P17	P17
	C	P02	P02
	B	P02	P02
	A	P17	P17

METRAL P/N	ROW	CONTACT CODE MOD. I	
		1	2
89099-X70 ----- 89099-X70LF	E	P01	P01
	D	P03	P01
	C	P03	P03
	B	P03	P03
	A	P03	P02

METRAL P/N	ROW	CONTACT CODE MOD. I	
		1	2
89099-X67 ----- 89099-X67LF	E	P01	P01
	D	P02	P02
	C	P02	P02
	B	P03	P03
	A	P03	P03

METRAL P/N	ROW	CONTACT CODE MOD. I	
		1	2
89099-X71 ----- 89099-X71LF	E	P03	P03
	D	P03	P03
	C	P03	P02
	B	P03	P02
	A	P03	P03

METRAL P/N	ROW	CONTACT CODE MOD. I	
		1	2
89099-X68 ----- 89099-X68LF	E	P01	P01
	D	P02	P02
	C	P02	P02
	B	P02	P02
	A	P03	P03

METRAL P/N	ROW	CONTACT CODE MOD. I	
		1	2
89099-X72 ----- 89099-X72LF	E	P01	P01
	D	P02	P02
	C	P16	P16
	B	-	-
	A	P02	P02

- NOTES:
- FOR DIM A AND B SEE SHEET 2 AND UP.
 - BODY MATERIAL: LIQUID CRYSTAL POLYMER 30 % GLASS. FLAME RETARDANT ACC. UL 94-V0.
 - PIN MATERIAL: PHOSPHOR BRONZE.
 - PLATING ON PRESS-FIT TAIL:
89099 -XXX IS SnPb
89099-XXYLF IS SN (LEAD FREE)
PLATING ON CONTACT AREA CONFORMS TO PERFORMANCE LEVEL SHOWN IN TABLE.
 - PRODUCT MARKING:
PART NUMBER DESIGNATION & BATCH I.D.
 - ALL PRODUCTS WITH PART NUMBERS SHOWN IN SUBSEQUENT TABLES WILL BE PACKAGED IN TUBES. IF TRAY PACKAGING IS REQUIRED, A SUFFIX "P" WILL BE ADDED TO THE END OF THE PART NUMBER. EXAMPLE: XXXXX-XXXP OR XXXXX-XXXPLF
 - PRODUCT SPECIFICATION GS-12-180 APPLICATION SPECIFICATION BUS-20-075
 - AFTER INSERTION INTO CIRCUIT BOARD WITH QUALIFIED TOOL.
 - THE PRODUCTS WHERE THE PART NUMBER ENDS IN LF MEET THE EUROPEAN UNION DIRECTIVES AND OTHER COUNTRY REGULATIONS AS DESCRIBED IN GS-22-008.
 - FOR LEAD FREE PART NUMBERS, ADD AN "LF" SUFFIX. EXAMPLE: 89099-X01LF
 - ALL PRODUCTS WILL WITHSTAND EXPOSURE TO 260°C FOR 60 SECONDS IN CONVECTION, INFAR-RED OR VAPOR PHASE REFLOW OVEN.

spec ref	*	dr	Terran Huang	2010/07/08	projection 	mm 	size	A4	scale	1:1		
tolerance std ISO 406 ISO 1101	TOLERANCES UNLESS OTHERWISE SPECIFIED	eng	Andy Lu	2013/10/22			product family	METRAL	ecn no	ELX-DG-16119-1		
		chr	Sun Richard	2013/10/24				rel level	Released			
surface	3.2	appr	Pei-Ming Zheng	2013/10/24	title		METRAL POWER HEADER		rev	AW		
	linear				cat. no.		-	Product - Customer Drw	sheet 6 of 6			
	angular				www.fci.com							



Компания «ЭлектроПласт» предлагает заключение долгосрочных отношений при поставках импортных электронных компонентов на взаимовыгодных условиях!

Наши преимущества:

- Оперативные поставки широкого спектра электронных компонентов отечественного и импортного производства напрямую от производителей и с крупнейших мировых складов;
- Поставка более 17-ти миллионов наименований электронных компонентов;
- Поставка сложных, дефицитных, либо снятых с производства позиций;
- Оперативные сроки поставки под заказ (от 5 рабочих дней);
- Экспресс доставка в любую точку России;
- Техническая поддержка проекта, помощь в подборе аналогов, поставка прототипов;
- Система менеджмента качества сертифицирована по Международному стандарту ISO 9001;
- Лицензия ФСБ на осуществление работ с использованием сведений, составляющих государственную тайну;
- Поставка специализированных компонентов (Xilinx, Altera, Analog Devices, Intersil, Interpoint, Microsemi, Aeroflex, Peregrine, Syfer, Eurofarad, Texas Instrument, Miteq, Cobham, E2V, MA-COM, Hittite, Mini-Circuits, General Dynamics и др.);

Помимо этого, одним из направлений компании «ЭлектроПласт» является направление «Источники питания». Мы предлагаем Вам помощь Конструкторского отдела:

- Подбор оптимального решения, техническое обоснование при выборе компонента;
- Подбор аналогов;
- Консультации по применению компонента;
- Поставка образцов и прототипов;
- Техническая поддержка проекта;
- Защита от снятия компонента с производства.



Как с нами связаться

Телефон: 8 (812) 309 58 32 (многоканальный)

Факс: 8 (812) 320-02-42

Электронная почта: org@eplast1.ru

Адрес: 198099, г. Санкт-Петербург, ул. Калинина, дом 2, корпус 4, литера А.