


- **Most compact 2 Watt SMD DC/DC converter: 11.9 mm x 11.3 mm x 8 mm (0.47 × 0.44 × 0.31 inch)**
- **Cost-efficient design**
- **1600 VDC I/O isolation (functional)**
- **High efficiency for low thermal loss**
- **Operating temperature range -40°C to +90°C**
- **Designed to met UL 62368-1**
- **No minimum load required**
- **Protection against short circuit**
- **3 years product warranty**



TRS 2 Series is a new series with the design purpose to improve the prevalent 2 Watt SMD DC/DC converters in terms of size, cost, efficiency and performance. The main intended uses for the TRS 2 Series are IT applications, industrial control systems and also measurement equipment. With the reduction of thermal loss, the operating temperature range can be expanded from -40°C to +90°C. The converters are fully regulated over 0 - 100% load (no minimum load is required). The low input range is extended from 4.5 to 13.2 VDC (to include 12V battery powered applications) while models are also available with the standard 2:1 input ranges of 9-18, 18-36 and 36-75 VDC. The functional I/O-isolation system is designed to meet IEC/EN 62368-1 with a test voltage (60 s) of 1600 VDC.

Models				
Order code	Input voltage	Output voltage	Output current max.	Efficiency typ.
TRS 2-0910	<b>4.5 – 13.2 VDC</b> (9 VDC nominal)	3.3 VDC	500 mA	77 %
TRS 2-0911		5.0 VDC	400 mA	80 %
TRS 2-0919		9.0 VDC	222 mA	80 %
TRS 2-0912		12 VDC	167 mA	83 %
TRS 2-0913		15 VDC	134 mA	82 %
TRS 2-0915		24 VDC	83 mA	82 %
TRS 2-0921		±5.0 VDC	±200 mA	78 %
TRS 2-0922		±12 VDC	±83 mA	82 %
TRS 2-0923		±15 VDC	±67 mA	80 %
TRS 2-1210		<b>9 – 18 VDC</b> (12 VDC nominal)	3.3 VDC	500 mA
TRS 2-1211	5.0 VDC		400 mA	80 %
TRS 2-1219	9.0 VDC		222 mA	80 %
TRS 2-1212	12 VDC		167 mA	84 %
TRS 2-1213	15 VDC		134 mA	83 %
TRS 2-1215	24 VDC		83 mA	83 %
TRS 2-1221	±5.0 VDC		±200 mA	79 %
TRS 2-1222	±12 VDC		±83 mA	83 %
TRS 2-1223	±15 VDC		±67 mA	81 %
TRS 2-2410	<b>18 – 36 VDC</b> (24 VDC nominal)		3.3 VDC	500 mA
TRS 2-2411		5.0 VDC	400 mA	78 %
TRS 2-2419		9.0 VDC	222 mA	80 %
TRS 2-2412		12 VDC	167 mA	84 %
TRS 2-2413		15 VDC	134 mA	84 %
TRS 2-2415		24 VDC	83 mA	82 %
TRS 2-2421		±5.0 VDC	±200 mA	80 %
TRS 2-2422		±12 VDC	±83 mA	83 %
TRS 2-2423		±15 VDC	±67 mA	82 %
TRS 2-4810		<b>36 – 75 VDC</b> (48 VDC nominal)	3.3 VDC	500 mA
TRS 2-4811	5.0 VDC		400 mA	79 %
TRS 2-4819	9.0 VDC		222 mA	80 %
TRS 2-4812	12 VDC		167 mA	83 %
TRS 2-4813	15 VDC		134 mA	83 %
TRS 2-4815	24 VDC		83 mA	82 %
TRS 2-4821	±5.0 VDC		±200 mA	78 %
TRS 2-4822	±12 VDC		±83 mA	82 %
TRS 2-4823	±15 VDC		±67 mA	80 %

## Input Specifications

Input current at no load	9 Vin models: 60 mA typ. 12 Vin models: 30 mA typ. 24 Vin models: 15 mA typ. 48 Vin models: 8 mA typ.
Surge voltage (1 s max.)	9 Vin models: 15 V max. 12 Vin models: 25 V max. 24 Vin models: 50 V max. 48 Vin models: 100 V max.
Input filter	internal capacitor
Recommended input fuse	9 Vin models: 1.0 A (slow blow type) 12 Vin models: 0.5 A (slow blow type) 24 Vin models: 0.315 A (slow blow type) 48 Vin models: 0.16 A (slow blow type)
EMC emissions	EN 55032 class A or B with external components – Application note for filter class A/B proposal <a href="http://www.tracopower.com/overview/trs2">www.tracopower.com/overview/trs2</a>
EMC immunity	– ESD (electrostatic discharge) EN 61000-4-2, air ±8 kV, contact ±6 kV, perf. criteria A – Radiated immunity EN 61000-4-3, 10 V/m, perf. criteria A – Fast transient / surge (with external input capacitor) EN 61000-4-4, ±2 kV, perf. criteria A EN 61000-4-5, ±1 kV perf. criteria A all models: Nippon chemi-con KY 220µF/100V – Conducted immunity EN 61000-4-6, 10 Vrms, perf. criteria A – Magnetic field immunity EN 61000-4-8 100 A/m, continuous, perf. criteria A 1000 A/m, 1 sec., perf. criteria A

## Output Specifications

Voltage set accuracy	±1 % max.
Regulation	– Input variation (Vin min. to Vin max.) 0.2 % max. – Load variation (0 to 100 %) single output: 1 % max. dual output: 1 % max. (balanced load) – Load variation (10 to 90 %) single output: 0.5 % max. dual output: 0.8 % max. (balanced load) – Cross regulation dual output: 5 % max. (asymmetrical load 25 % / 100 %)
Temperature coefficient	±0.02 %/K max.
Ripple and noise (20 MHz Bandwidth)	50 mVp-p typ.
Short circuit protection	continuous, automatic recovery
Start up time	– Constant resistive load 5 ms typ. / 15 ms max.
Transient response time (25% load step change)	500 µs typ.
Capacitive load	– Single output 3.3 Vout models: 3300 µF max. 5.0 Vout models: 1680 µF max. 9.0 Vout models: 1000 µF max. 12 Vout models: 820 µF max. 15 Vout models: 680 µF max. 24 Vout models: 220 µF max. – Dual output ±5.0 Vout models: 1000 µF max. (each output) ±12 Vout models: 470 µF max. (each output) ±15 Vout models: 330 µF max. (each output)

All specifications valid at nominal input voltage, full load and +25°C after warm-up time unless otherwise stated.

### General Specifications

Temperature ranges	– Operating (natural convection: 20 LFM, 0.1 m/s) – Case temperature – Storage temperature	–40°C to +90°C +105°C max. –55°C to +125°C
Derating		3.3 %/K above 75°C
Humidity (non condensing)		5 – 95 % rel H.
Moisture sensitivity level (MSL)		IPC J-STD-033C Level 2
Isolation voltage	– I/O isolation voltage (60 s)	1'600 VDC
Isolation resistance (input/output)		1 GOhm min.
Isolation capacitance (input/output)		75 pF max.
Reliability, calculated MTBF (MIL-HDBK-217F at +25°C, ground benign)		5'735'000 h
Switching frequency		100 kHz min. (pulse frequency modulation)
Shock, vibration and thermal shock		MIL-STD-810F
Safety standards	– Designed to meet (no certification)	IEC/EN/UL 62368-1, UL 60950-1
Environmental compliance	– Reach – RoHS	<a href="http://www.tracopower.com/info/reach-declaration.pdf">www.tracopower.com/info/reach-declaration.pdf</a> RoHS directive 2011/65/EU

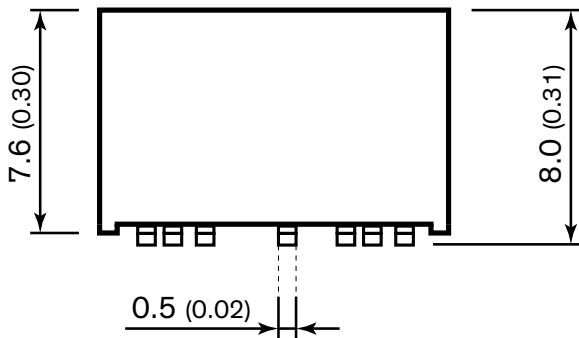
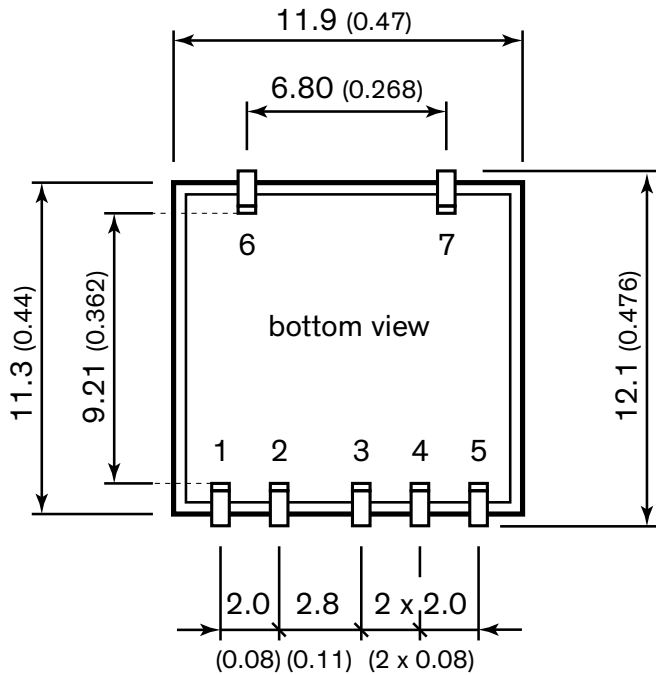
### Physical Specifications

Casing material		non-conducting black plastic
Potting material		Epoxy (UL 94V-0 rated)
Pin material		Phosphor bronze
Package weight		2.0 g (0.07 oz)
Lead-free reflow solder process		IPC J-STD-020E

**Supporting Documents:** [www.tracopower.com/overview/trs2](http://www.tracopower.com/overview/trs2)

All specifications valid at nominal input voltage, full load and +25°C after warm-up time unless otherwise stated.

**Outline Dimensions**



Pin-Out		
Pin	Single	Dual
1	-Vin (GND)	-Vin (GND)
2	+Vin (VCC)	+Vin (VCC)
3	+Vout	+Vout
4	No Pin	Common
5	-Vout	-Vout
6	NC	NC
7	NC	NC

NC: not connected

Dimensions in [mm], () = Inch

Tolerances: x.xx ±0.5 (±0.02)

Pin pitch tolerances ±0.25 (±0.01)

Pin dimension tolerance ±0.1 (±0.004)



Компания «ЭлектроПласт» предлагает заключение долгосрочных отношений при поставках импортных электронных компонентов на взаимовыгодных условиях!

Наши преимущества:

- Оперативные поставки широкого спектра электронных компонентов отечественного и импортного производства напрямую от производителей и с крупнейших мировых складов;
- Поставка более 17-ти миллионов наименований электронных компонентов;
- Поставка сложных, дефицитных, либо снятых с производства позиций;
- Оперативные сроки поставки под заказ (от 5 рабочих дней);
- Экспресс доставка в любую точку России;
- Техническая поддержка проекта, помощь в подборе аналогов, поставка прототипов;
- Система менеджмента качества сертифицирована по Международному стандарту ISO 9001;
- Лицензия ФСБ на осуществление работ с использованием сведений, составляющих государственную тайну;
- Поставка специализированных компонентов (Xilinx, Altera, Analog Devices, Intersil, Interpoint, Microsemi, Aeroflex, Peregrine, Syfer, Eurofarad, Texas Instrument, Miteq, Cobham, E2V, MA-COM, Hittite, Mini-Circuits, General Dynamics и др.);

Помимо этого, одним из направлений компании «ЭлектроПласт» является направление «Источники питания». Мы предлагаем Вам помощь Конструкторского отдела:

- Подбор оптимального решения, техническое обоснование при выборе компонента;
- Подбор аналогов;
- Консультации по применению компонента;
- Поставка образцов и прототипов;
- Техническая поддержка проекта;
- Защита от снятия компонента с производства.



#### Как с нами связаться

**Телефон:** 8 (812) 309 58 32 (многоканальный)

**Факс:** 8 (812) 320-02-42

**Электронная почта:** [org@eplast1.ru](mailto:org@eplast1.ru)

**Адрес:** 198099, г. Санкт-Петербург, ул. Калинина, дом 2, корпус 4, литера А.