



Scotch™

ScotchCode™ Write-On Books (SWB)

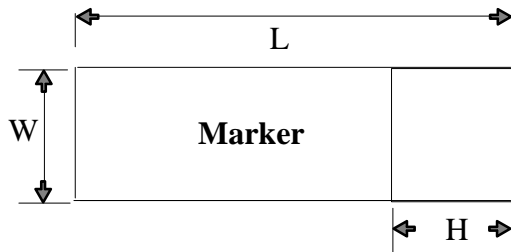
Data Sheet

Application:

Fast, convenient write-on wire marker for marking wire and cable (with a O.D. of 0.16 to 1.55 inches) , while providing a self-laminating protective shield over the legend. The liner tab allows: 1) Easy removal of markers from the liner and 2) Removal and application of the marker without touching the adhesive thus reducing contamination of the adhesive.

Engineering Specification:

The markers shall be bound in a trifold book which is printed with electrical reference information. The marker will be made of a vinyl film with acrylic pressure-sensitive adhesive. The clear vinyl film provides a self-laminating, protective shield over the legend. The liner tab shall allow easy removal of the marker from the book and application onto the wire with out touching the adhesive surface.

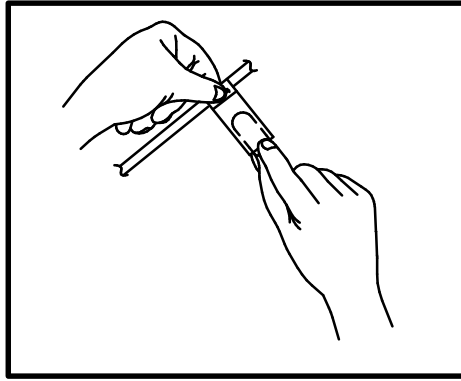
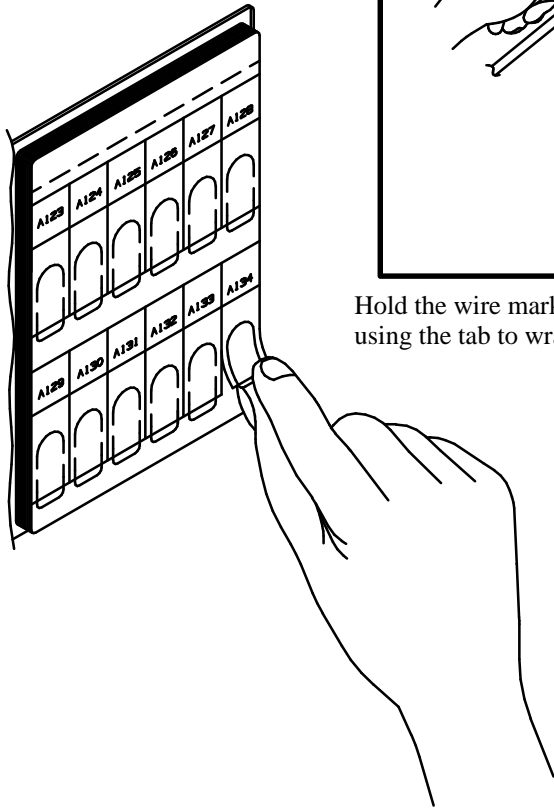


Tape Technical Data:

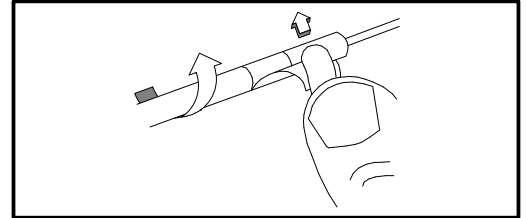
(All Values are Typical Values)

Material	Transparent vinyl film with acrylic pressure sensitive adhesive
Application Temperature Range	50°F to 120°F (10°C to 49°C)
Operating Temperature Range	-40°F to 176°F (-40°C to 80°C)
Storage Temperature (Relative Humidity)	70°F (21°C) (25 to 50%)
Tape Thickness	3.5 mils (0,09mm)
Adhesion to Steel (ASTM D-1000)	33 oz./inch width (361 Newtons/meter)
Adhesion to Backing (at 23°C)	38 oz./inch width (416 Newtons/meter)
Tensile Strength	11 lbs./inch width (1926 Newtons/meter)
Marking Pen	Permanent Ink

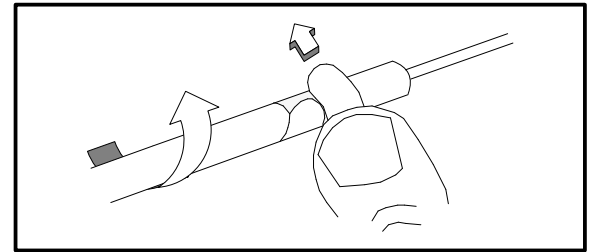
Product	Labels per Book / Sheet per Book	Write-on Area W x H	Marker Size W x L	Recommend Wire O.D.
SWB-1	180/15	0.50" x 0.50" (12,7mm x 12,7mm)	0.5" x 1.5" (12,7mm x 38,1mm)	0.16" to 0.31" (4,0mm to 7,8mm)
SWB-2	120/15	0.75" x 0.75" (19,0mm x 19,0mm)	0.75" x 1.75" (19,0mm x 44,4mm)	0.24" to 0.31" (6,1mm to 7,8mm)
SWB-3	60/10	1.0" x 1.0" (25,4mm x 25,4mm)	1.0" x 2.85" (25,4mm x 72,4mm)	0.32" to 0.58" (8,1mm to 14,7mm)
SWB-4	30/10	1.0" x 1.0" (25,4mm x 25,4mm)	1.0" x 5.9" (25,4mm x 149,8mm)	0.32" to 1.55" (8,1mm to 39,3mm)



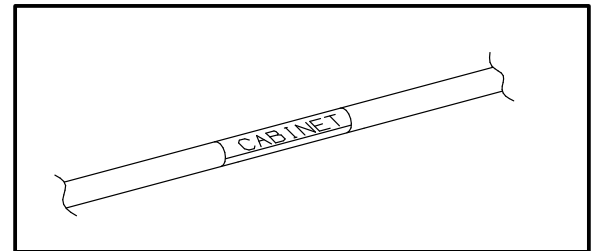
Hold the wire marker in place on the wire while using the tab to wrap the clear tail over the legend .



Wrap the wire marker around the wire.



Remove the tab as shown.



You have completed identification of your wire without your fingers touching the adhesive.

Using a permanent pen, write the legend on the white area of the marker. While bending area below marker, grasp bottom of marker and tab. Peel tab and marker from sheet of markers.

Important Notice to Purchaser:

All statements, technical information and recommendations related to the Seller's products are based on information believed to be reliable, but the accuracy or completeness thereof is not guaranteed. Before utilizing the product, the user should determine the suitability of the product for its intended use. The user assumes all risks and liability whatsoever in connection with such use.

Any statements or recommendations of the Seller which are not contained in the Seller's current publications shall have no force or effect unless contained in an agreement signed by an authorized officer of the Seller. The statements contained herein are made in

lieu of all warranties expressed or implied, including but not limited to the implied warranties of merchantability and fitness for a particular purpose which warranties are hereby expressly disclaimed.

SELLER SHALL NOT BE LIABLE TO THE USER OR ANY OTHER PERSON UNDER ANY LEGAL THEORY, INCLUDING BUT NOT LIMITED TO NEGLIGENCE OR STRICT LIABILITY, FOR ANY INJURY OR FOR ANY DIRECT OR CONSEQUENTIAL DAMAGES SUSTAINED OR INCURRED BY REASON OF THE USE OF ANY OF THE SELLER'S PRODUCTS THAT WERE DEFECTIVE.



Electrical Products Division

6801 River Place Blvd.
Austin, TX 78726-9000



Printed on 50% recycled waste paper, including 10% post-consumer waste paper.

Litho in USA.

© 3M 1993 80-6104-



Компания «ЭлектроПласт» предлагает заключение долгосрочных отношений при поставках импортных электронных компонентов на взаимовыгодных условиях!

Наши преимущества:

- Оперативные поставки широкого спектра электронных компонентов отечественного и импортного производства напрямую от производителей и с крупнейших мировых складов;
- Поставка более 17-ти миллионов наименований электронных компонентов;
- Поставка сложных, дефицитных, либо снятых с производства позиций;
- Оперативные сроки поставки под заказ (от 5 рабочих дней);
- Экспресс доставка в любую точку России;
- Техническая поддержка проекта, помощь в подборе аналогов, поставка прототипов;
- Система менеджмента качества сертифицирована по Международному стандарту ISO 9001;
- Лицензия ФСБ на осуществление работ с использованием сведений, составляющих государственную тайну;
- Поставка специализированных компонентов (Xilinx, Altera, Analog Devices, Intersil, Interpoint, Microsemi, Aeroflex, Peregrine, Syfer, Eurofarad, Texas Instrument, Miteq, Cobham, E2V, MA-COM, Hittite, Mini-Circuits, General Dynamics и др.);

Помимо этого, одним из направлений компании «ЭлектроПласт» является направление «Источники питания». Мы предлагаем Вам помощь Конструкторского отдела:

- Подбор оптимального решения, техническое обоснование при выборе компонента;
- Подбор аналогов;
- Консультации по применению компонента;
- Поставка образцов и прототипов;
- Техническая поддержка проекта;
- Защита от снятия компонента с производства.



Как с нами связаться

Телефон: 8 (812) 309 58 32 (многоканальный)

Факс: 8 (812) 320-02-42

Электронная почта: org@eplast1.ru

Адрес: 198099, г. Санкт-Петербург, ул. Калинина, дом 2, корпус 4, литера А.